



Investor Presentation

February 2024

At a Glance

Community Healthcare Trust, Inc.

NYSE: CHCT

Market Data

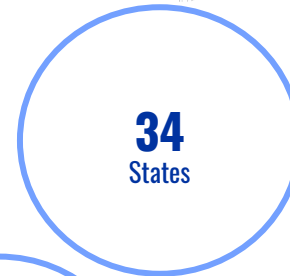
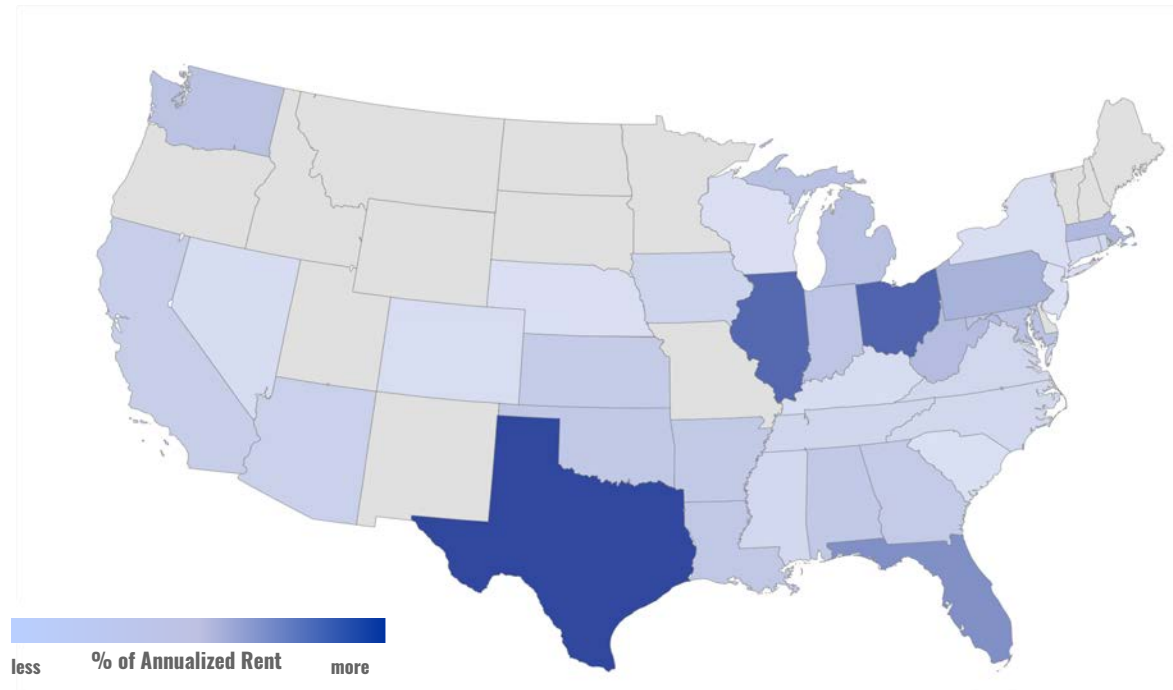
(as of December 31, 2023)

Closing Price: \$26.64

52 Week Range: \$43.88 / \$25.18

Market Cap: \$735.6 million

Enterprise Value: \$1,134.2 million



CHCT Offers a Unique Value Proposition

Attractive Market

- Long-term industry growth tailwinds continue to drive demand and increase healthcare expenditures
- Government and commercial payors are seeking a lower cost site of care to deliver healthcare more efficiently
- Significant opportunities exist to develop and acquire high quality assets at attractive yields



Strategic Vision

- Emphasis on smaller, off-market or lightly marketed transactions
- Identify needs-based, medical office, outpatient and alternate site facilities in targeted submarkets convenient to the population
- Utilize extensive relationships with healthcare providers, intermediaries and property owners to source attractive acquisitions



Disciplined Approach

- Acquisitions must meet rigorous underwriting and return requirements – no growth for the sake of growth
- Investment policy requires portfolio diversification by geography, industry segment, and tenant
- A conservative, easy to understand debt structure and balance sheet



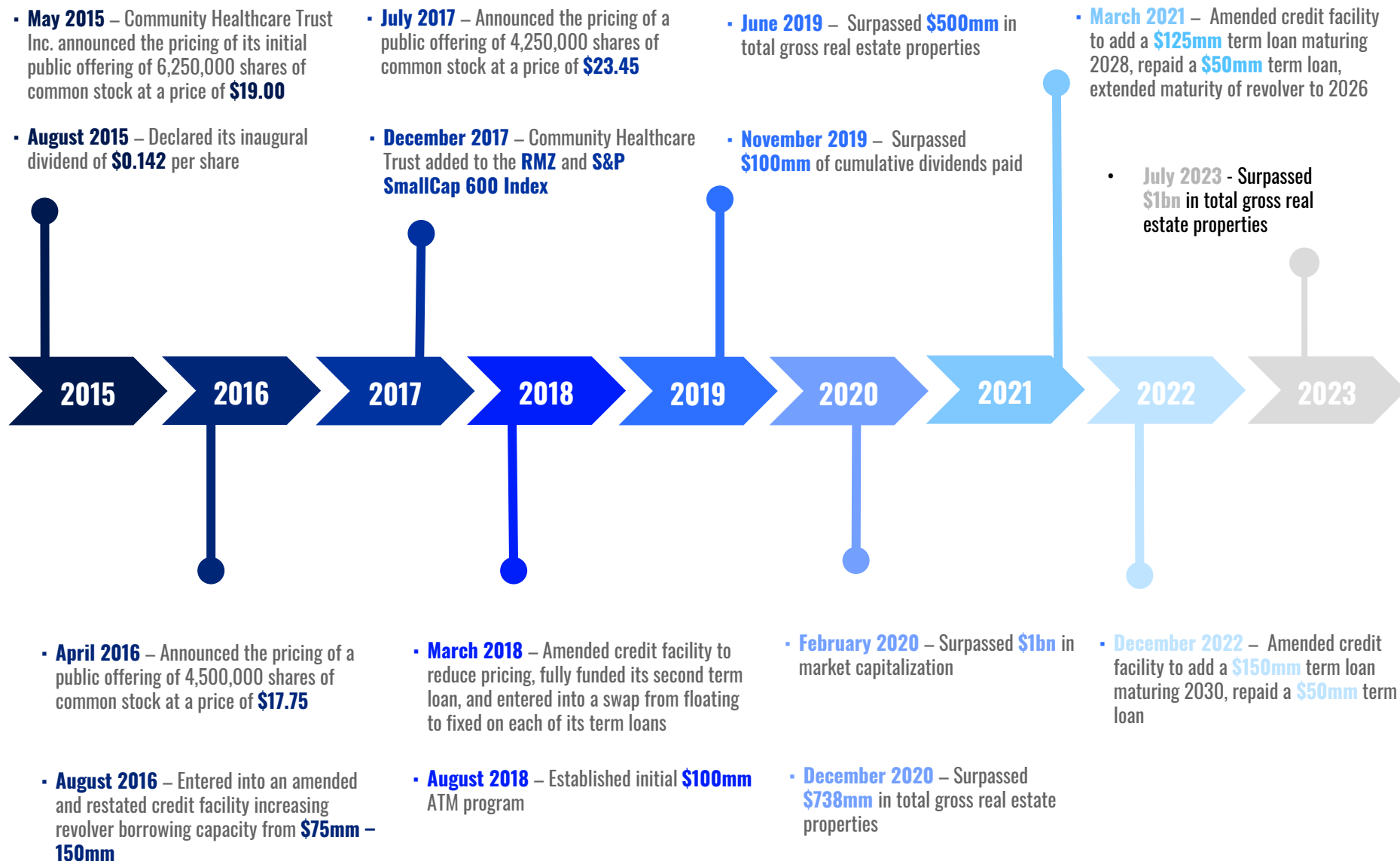
Management Alignment

- Executive Management team with over 25 years of healthcare and/or public REIT experience on average
- The Executive Officers have elected to take 50% - 100% of compensation in the form of restricted stock with an up to 8-year cliff vesting – strong alignment of interest with shareholders



Track Record of Consistent Growth

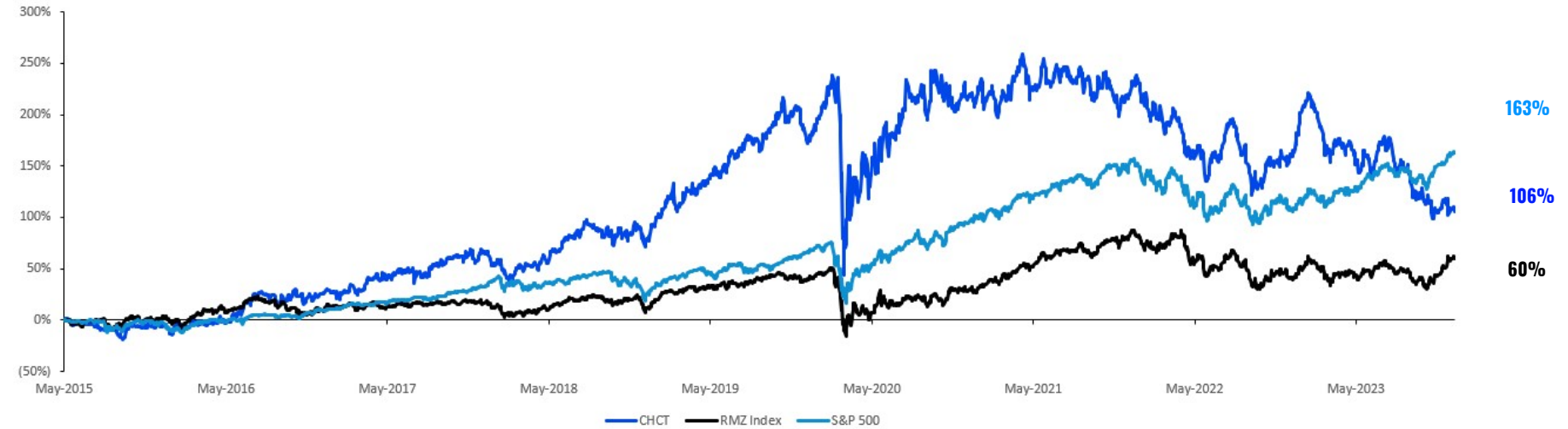
Annotated Timeline of Key Milestones



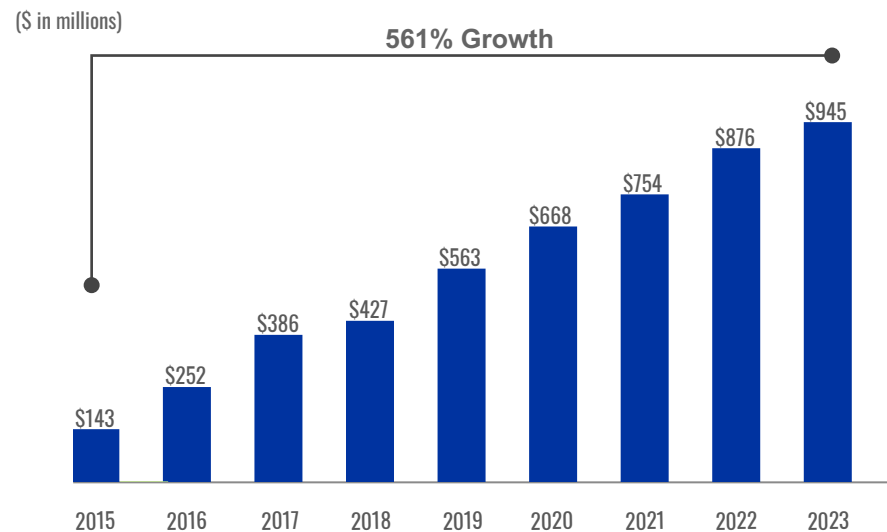
Track Record of Consistent Growth (cont.)

Community Healthcare Trust has delivered exceptional value to its shareholders since its IPO in 2015

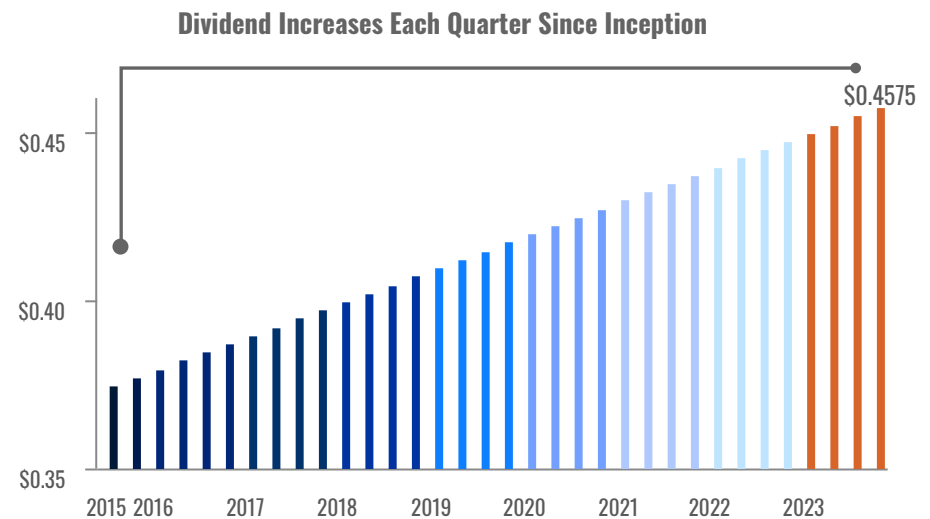
Total Shareholder Return Since Inception



Total Asset Growth



Consistent Dividend Growth



Strategic Investment Model

CHCT's proprietary investment model identifies off-market properties and quality operators at attractive cap rates

1. Undervalued Asset Niche

- Acquisition focus on smaller off market or lightly marketed transactions
- Avoid acquiring properties through a competitive bidding process
- Focus on attractive properties from third-party owners or directly with healthcare providers

2. Active Asset Management

- Staggered lease maturities provide opportunity to continuously mark rental rates to market
- Utilize internal asset management team as well as in-market property liaisons to handle tenant needs

3. Portfolio Diversification

- Properties are diversified across tenant, geography, healthcare facility type and industry segment
- Internal investment guidelines limits concentration among these segments

Representative Companies



Representative Asset Classes

Acute In-Patient Behavioral Facilities (AIB)

Physician Clinics (PC)

Behavioral Specialty Centers (BSF)

Specialty Centers (SC)

Inpatient Rehabilitation Facilities (IRF)

Long-Term Acute Care Hospitals (LTACH)

Medical Office Buildings (MOB)

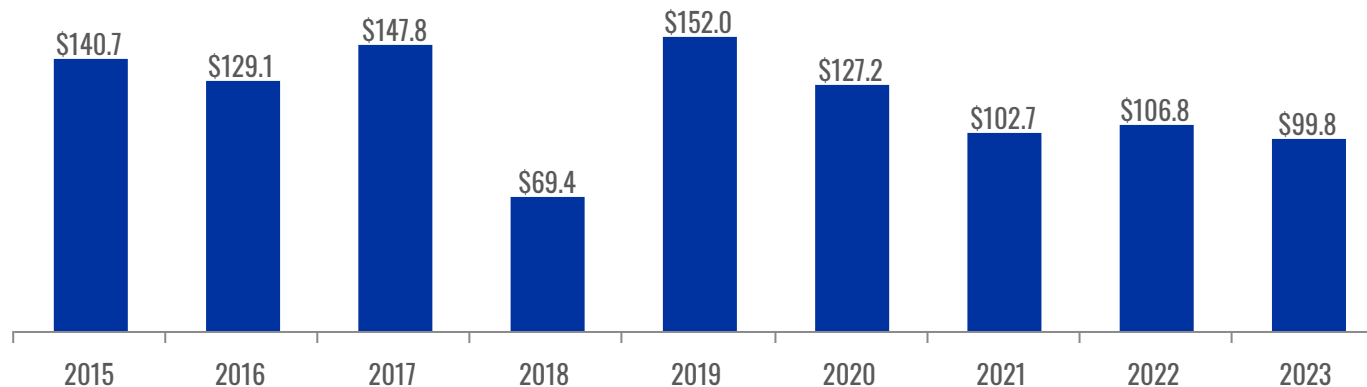
Surgical Centers and Hospitals (SCH)

Strategic Investment Model (cont.)

Recent Acquisition and Investment Pipeline

Annual Investments

(\$ in millions)



Investment Pipeline

- One property acquired in a single transaction subsequent to December 31, 2023, for an aggregate purchase price of approximately \$6.5 million. Upon acquisition, the property was 100.0% leased with lease expirations through 2039.
- Three properties under definitive purchase agreements for an aggregate expected purchase price of approximately \$27.9 million and expected aggregate returns of 9.1% to 9.2%. The Company expects to close on these properties in the first half of 2024.
- Seven properties under definitive purchase agreements, to be acquired after completion and occupancy, for an aggregate expected purchase price of approximately \$166.5 million. The Company's expected returns on these investments are approximately 9.1% to 9.75%. The Company anticipates closing on two of these properties in 2024 with the remainder throughout 2025 and 2026.
- One property under a signed term sheet for an expected purchase price of approximately \$2.6 million and expected return of 9.7%. The Company expects to close on this property in the first quarter of 2024.
- Term sheet signed with an operator for the funding and development of dialysis clinics for an expected aggregate investment of up to \$60.0 million with expected aggregate returns of approximately 9.5%. At this time there are no properties under definitive purchase agreement related to this term sheet.
- Currently negotiating and performing due diligence procedures customary for these types of transactions.

Diversified and Stable Portfolio

Portfolio is spread across 34 states through a wide range of operators and facility types

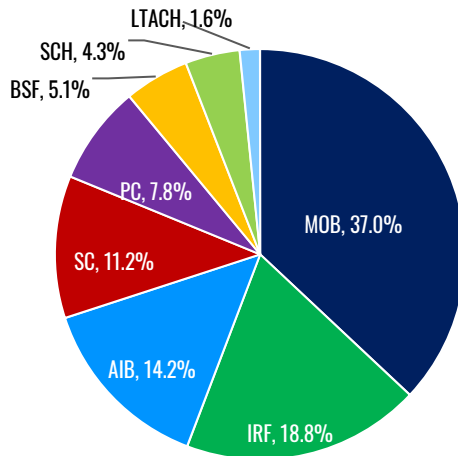
Diversification by Tenant

As of December 31, 2023, the portfolio was leased to approximately 291 separate tenants

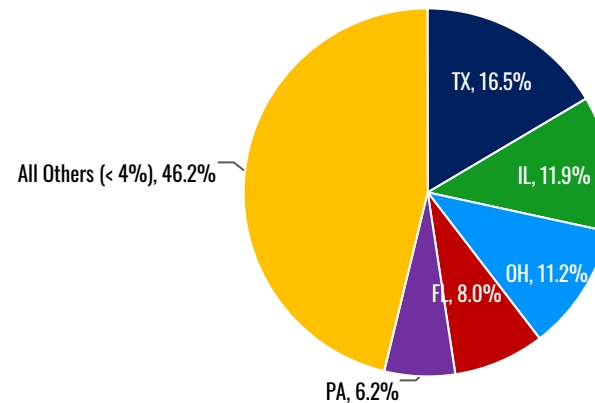
- Top 2 tenants account for 20.1% of annualized rent

Tenant	Number of Properties	Annualized Revenue ⁽¹⁾ (in thousands)	% of Annualized Rent
Lifepoint Health	6	\$11,528	11.9 %
US HealthVest	3	\$7,920	8.2 %
All Others (less than 4%)	184	\$77,484	79.9 %
Totals	193	\$96,932	100.0 %

Diversification by Property Type



Diversification by State



(1) Annualized revenue was calculated by multiplying base rent for the month of December 2023 by 12

Experienced Management Team

David H. Dupuy

Board Member, Chief Executive Officer & President

Joined May 2019

- SunTrust Robinson Humphrey, Managing Director, Healthcare Investment Banking Group
- Bank of America, SVP - Healthcare Group
- Bachelor of Arts & Master of Business Administration: Furman University and Vanderbilt University, respectively

Bill Monroe

Executive Vice President & Chief Financial Officer

Joined June 2023

- Truist Securities, Managing Director, Healthcare Investment Banking Group
- J.P. Morgan Securities, Syndicated & Leveraged Finance
- Bachelor of Science & Master of Business Administration: Davidson College and Tuck School of Business at Dartmouth, respectively

Leigh Ann Stach

Executive Vice President & Chief Accounting Officer

Founder May 2015

- Healthcare Realty (NYSE: HR), VP - Financial Reporting
- Hospital Corporation of America, Financial Reporting
- Bachelor of Science in Accounting: Western Kentucky University

Timothy L. Meyer

Executive Vice President - Asset Management

Joined July 2019

- AltisourcePortfolio Solutions (Nasdaq: ASPS), SVP - Field Services
- Nelson Mullins Riley & Scarborough, Of Counsel
- Welltower Inc. (f/k/a Health Care REIT, Inc.), Counsel
- Bachelor of Arts in Economics: University of Illinois; Juris Doctor degree & Masters in Business Administration: Vanderbilt University

Alignment of Interest Program

Designed to incent management retention and focus on long-term growth and profitability

- Each Named Executive Officer has elected to take 50% - 100% of their salary, bonus, and annual incentive compensation in stock with an up to 8-year cliff vesting
- All employees are shareholders in the Company
- Restricted shares are subject to forfeiture in the event of voluntary termination

Executive Incentive Program

Solely determined at the discretion of the Compensation Committee

- Annual incentive award metrics include both individual and company performance metrics
- Long term equity incentive award metrics include three-year total shareholder return both absolute and relative to the Company peer group, which are subject to threshold, target, and maximum levels
- Restricted shares and restricted share units are subject to forfeiture in the event of a voluntary termination

Strong Corporate Governance

Independent Members of Board of Directors

Alan Gardner - Chairman

- Retired Senior Relationship Manager healthcare group - pharmaceutical, medical device and services sectors for companies with market caps greater than \$5 billion – Wells Fargo
- Former head of healthcare lending – Fleet Boston Financial
- Former Managing Director Healthcare Group – Bank of America Securities

Bob Hensley - Chairman of Audit Committee

- Senior Advisor to healthcare and transaction advisory services groups - Alvarez and Marsal
- Former Partner and Office Manager Partner – Arthur Andersen and Ernst & Young
- Board of Directors – Serves on several private company Boards

Claire Gulmi - Chairperson of Compensation Committee

- Retired Executive VP and CFO – Envision Healthcare
- Former Executive VP and CFO – AmSurg Corp
- Former CFO - Jacques-Miller Inc.– real estate company
- Former Board Member of AmSurg Corp and AirMethods; serves on the advisory Board of Belmont University's Massey Graduate School of Business; and serves or has served on several local not-for-profit or private company Boards

R. Lawrence Van Horn - Chairman of Environmental Social and Governance Committee

- Lead Independent Director, Chair of Compensation and Governance Committees, Audit Committee member - Harrow Health (NASDAQ: HROW)
- Board Chair - Savida Health
- Board Chair - Advanced Behavioral Solutions
- CEO - Preverity Health
- Former Executive Director of Health Affairs, Professor of Economics & Management, Emeritus – Vanderbilt University
- Member, CEO Council, Council Capital

Cathrine Cotman - Board Member

- Senior Vice President, Corporate Real Estate - LPL Financial
- Former Global Alliance Director - Cresa Global
- Former Senior Managing Director - Newmark Knight Frank

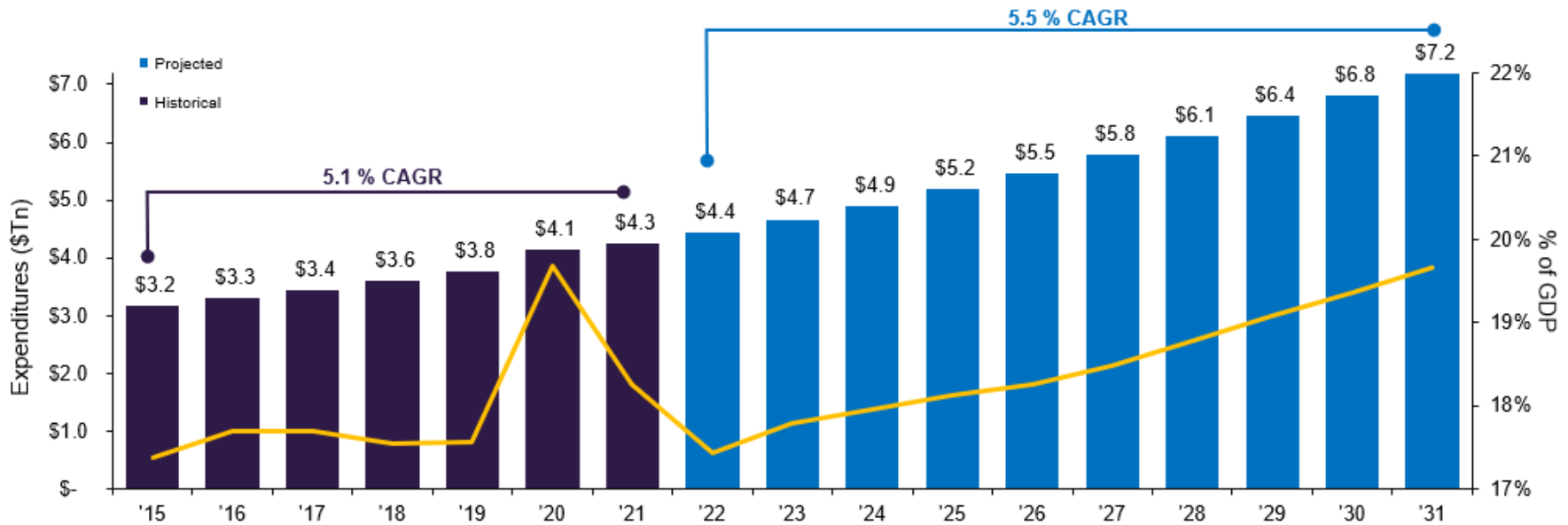
Key Governance Provisions

- **Annual election of all board members**
- **No stockholder rights plan and restrictions in place to prevent one in the future**
- **Opted out of Maryland anti-takeover provisions and restrictions in place to prevent future opt-in**
- **Insiders do not control enough votes to veto a merger or business combination**
- **Stockholder vote required to approve amendment to bylaws**
- **Only one non-independent director (Mr. Dupuy)**
- **Stockholder proxy access for director nominations**

Healthcare Industry Tailwinds

Aging U.S. Population Drives Healthcare Expenditures

Healthcare's Growing Importance



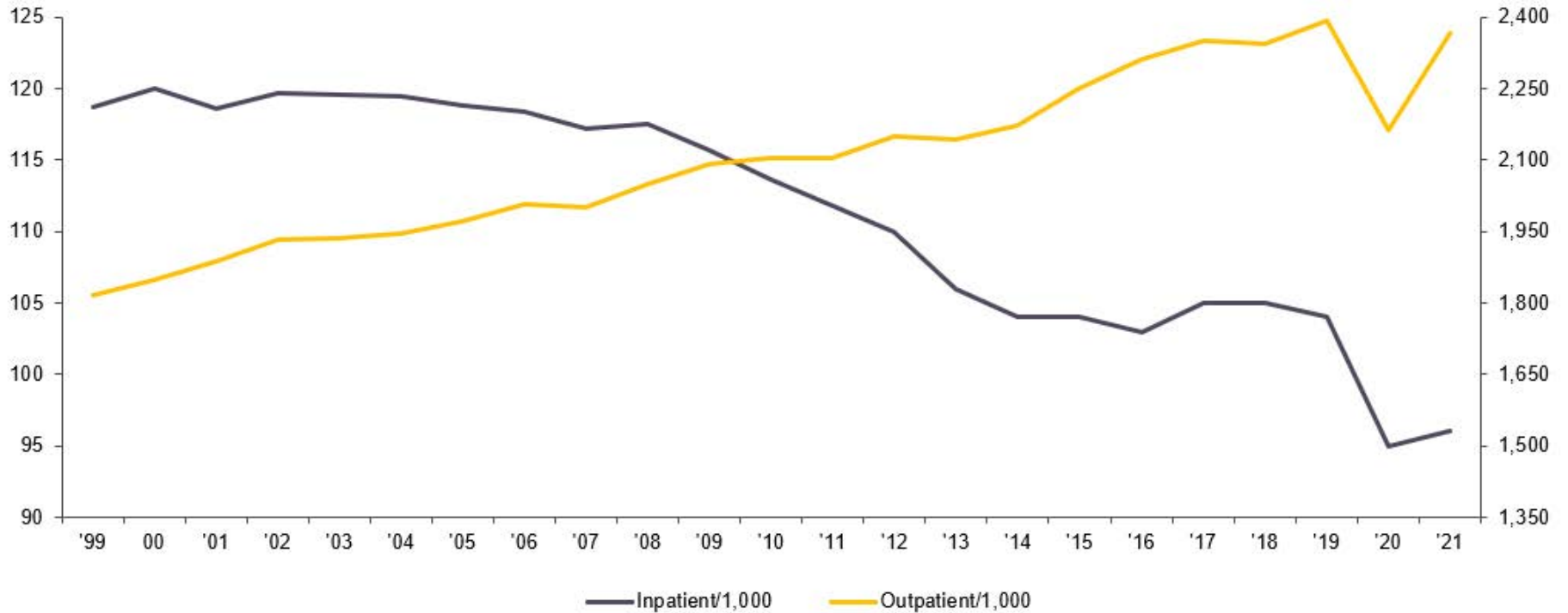
Commentary

- Healthcare spending accounted for 18.3% of US Gross Domestic Product (GDP) in 2021
 - Projected to grow from \$4.3Tn in 2021 to reach \$7.2Tn by 2031
 - Represents a 5.5% average annual growth rate and a projected 19.7% of GDP by 2031
- The U.S. 65+ age group is growing five times faster than the country's population
 - Grew by 34% during the past decade
 - Over 10,000 Baby Boomers turn 65 every day
 - By 2030, there will be over 73 million people in the U.S. aged 65+, representing ~21% of the entire population
- ~95% of adults aged 60+ have one or more chronic conditions
- Older Adults (aged 65+) while only 17% of the population, accounted for approximately 37% of all health care spending in 2020
 - Per person personal health care spending for the 65 and older population was \$22,356 in 2020, over 5 times higher than spending per child (\$4,217) and almost 2.5 times the spending per working-age person (\$9,154)

Healthcare Industry Tailwinds (cont.)

Technology, Cost, and Consumer Preference Shift Delivery of Care

In-Patient Admissions



Commentary

- Procedures traditionally performed in acute care hospitals are increasingly moving to specialty and outpatient facilities
- Studies show that outpatient visits per 1,000 have grown 30.3% from 1999-2021, whereas inpatient admissions per 1,000 have declined 19.3%
- Shift can be linked to advances in clinical science, technology, pain management, improved medical protocols, shifting consumer preferences, limited or inefficient space in existing hospitals, and lower costs in the outpatient environment
- This continuing shift increases the need for additional outpatient facilities and smaller, more specialized hospitals and rehabilitation facilities

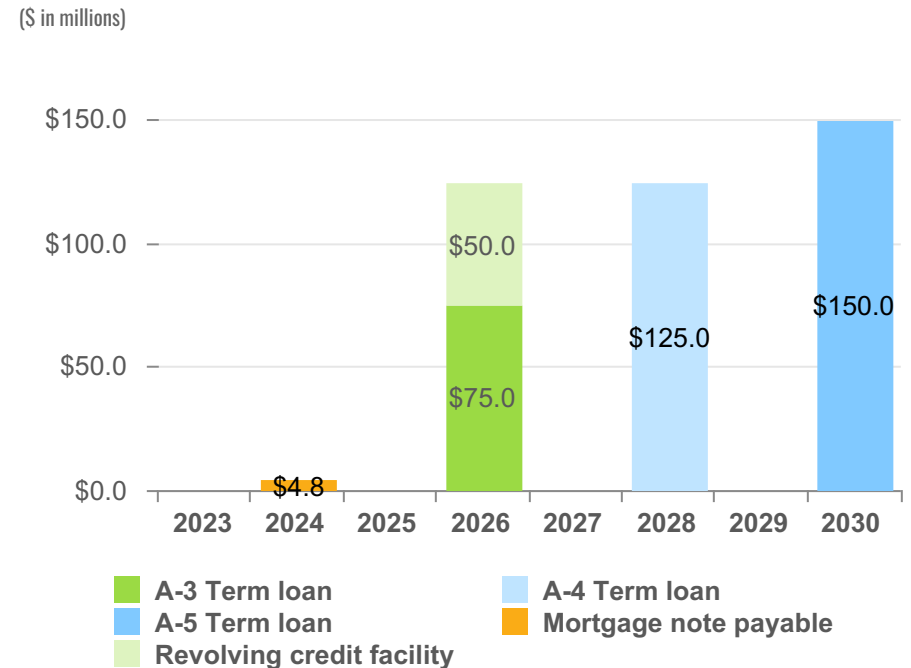
Conservative Balance Sheet

Community Healthcare Trust maintains a stable and conservative balance sheet

Debt Composition

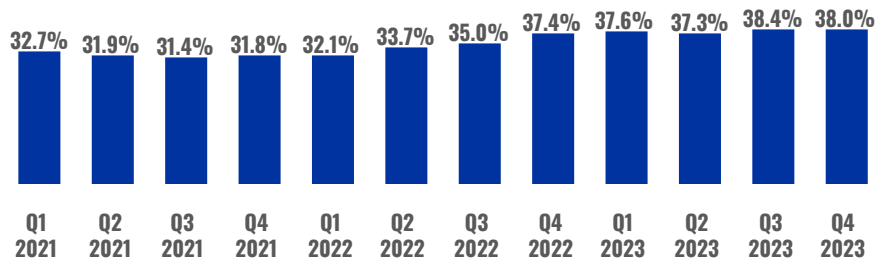
Credit Product	Amount (\$mm)	Rate	Hedge	Hedge Rate
Revolving Credit Facility	\$150	(i) SOFR plus 1.25% to 1.90% or (ii) base rate plus 0.25% to 0.90%	No	N/A
A-3 Term Loan Due March 2026	\$75	(i) SOFR plus 1.65% to 2.30% or (ii) base rate plus 0.65% to 1.30%	Yes	4.3%
A-4 Term Loan Due March 2028	\$125	(i) SOFR plus 1.65% to 2.30% or (ii) base rate plus 0.65% to 1.30%	Yes	3.3%
A-5 Term Loan Due March 2030	\$150	(i) SOFR plus 1.65% to 2.30% or (ii) base rate plus 0.65% to 1.30%	Yes	5.1%

Debt Maturity Schedule

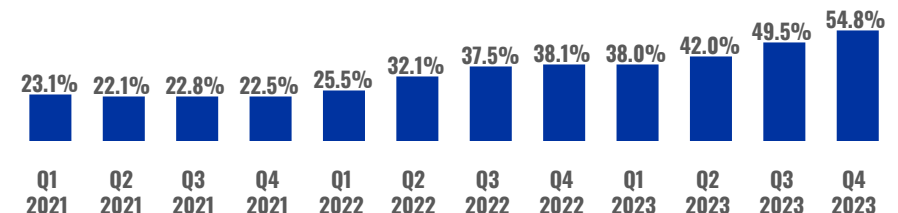


Key Balance Sheet Metrics

Debt / Gross Real Estate Value



Debt to Market Capitalization



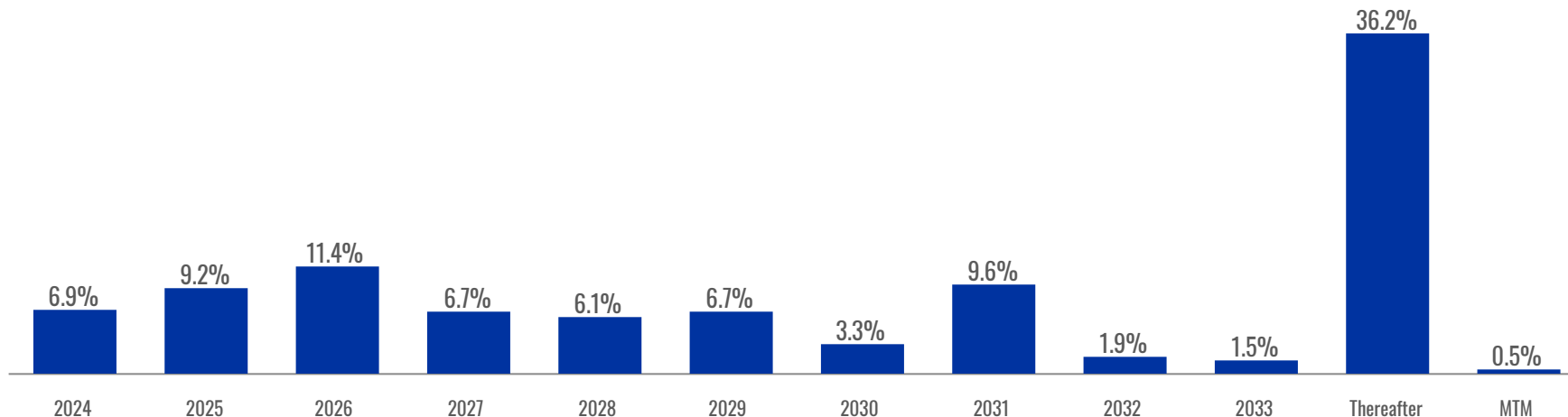
Lease Maturity Schedule

Weighted Average Lease Term of 6.9 Years

Lease Maturity Schedule

Lease Maturity Year	Number of Leases Expiring	Annualized Lease Revenue	
		Amount (\$) (in thousands)	% of Total
2024	69	\$6,667	6.9 %
2025	54	8,910	9.2 %
2026	65	11,029	11.4 %
2027	50	6,476	6.7 %
2028	58	5,938	6.1 %
2029	25	6,489	6.7 %
2030	16	3,219	3.3 %
2031	23	9,331	9.6 %
2032	11	1,877	1.9 %
2033	12	1,503	1.5 %
Thereafter	38	35,059	36.2 %
Month-to-Month	10	449	0.5 %
Total	431	\$96,947	100.0 %

Percent of Annualized Lease Revenue by Maturity



Note: Total portfolio was approximately 91.1% leased in the aggregate, excluding real estate assets held for sale, at December 31, 2023 with lease expirations ranging from 2024 through 2039.

ESG Policies

CHCT is committed to sound ESG policies

Guidelines



Environmental

We are committed to implementing environmentally sustainable best practices for our own operations, and to assist our tenants in their efforts to address their environmental concerns. Examples include:

- Benchmarking and monitoring utility usage with the goal of improving energy efficiency and reducing waste whenever possible
- Requiring the use of LED lighting, high-efficiency HVAC units, and low flow water fixtures on all newly developed and renovated buildings
- Adding needlepoint bipolar ionization equipment to our corporate office HVAC that effectively traps viruses (including the coronavirus), mold, odors, and other pathogens



Social

We recognize the value that each of our employees brings to our clients every day and seek ways to further support and engage them. Examples include:

- All employees are eligible to receive incentive compensation in the form of cash and restricted stock based on individual and company performance
- Supporting our employees through a competitive benefits package, philanthropic, training, and education support
- Ensuring the safety and well-being of our employees and tenants

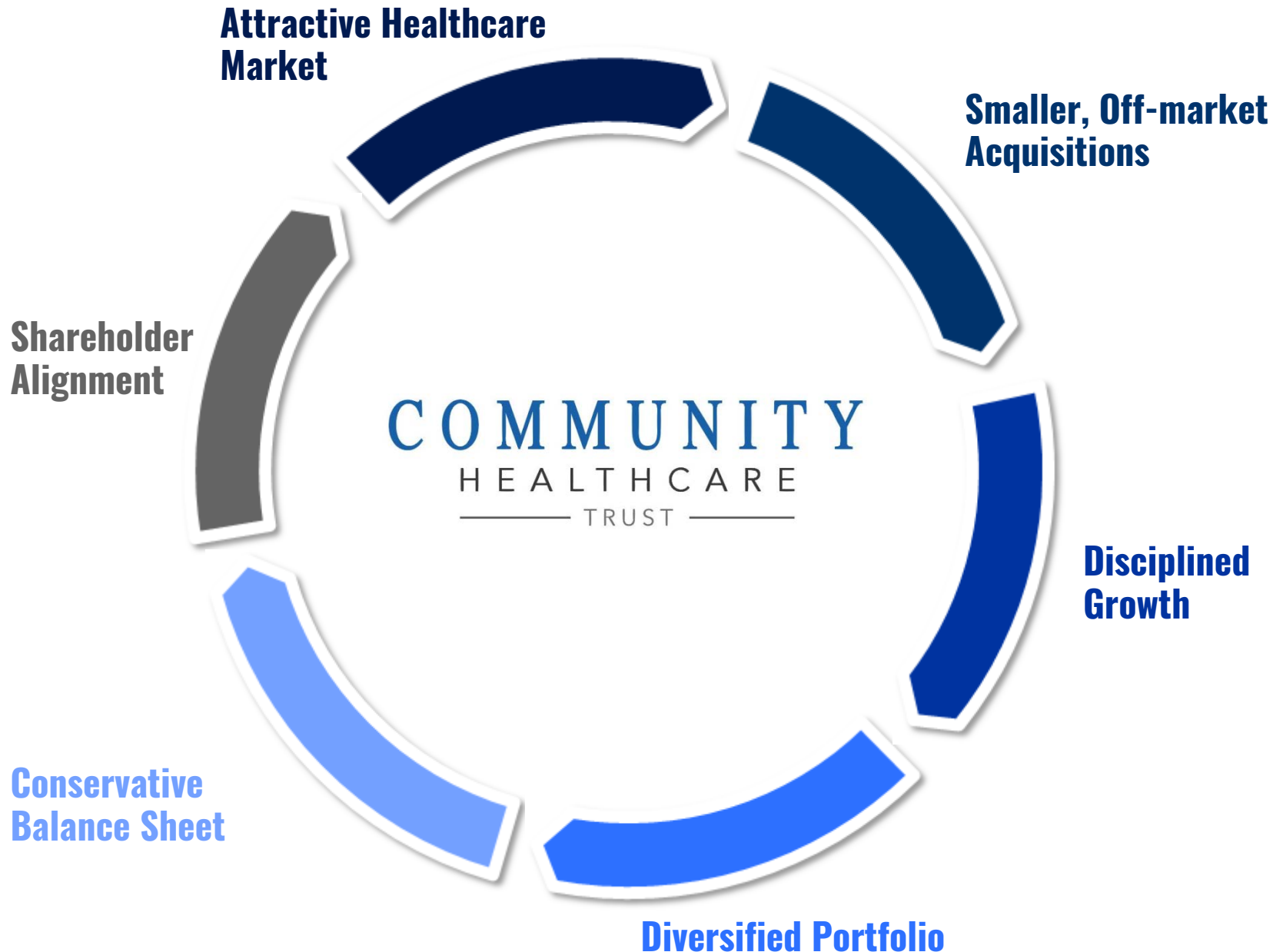


Governance

A central tenet of the Company's founders was to design a corporate governance structure that was in complete alignment with its common shareholders. Examples include:

- The Company's Investment Guidelines limit, among other things, concentration of tenant, healthcare sector, and geographic location
- Annual election for all board members, only one non-independent director, and shareholder proxy access for director nominations
- From inception through 2023, 100% of all C-Suite compensation was taken in restricted stock. Beginning in 2024, executive officers' salary and annual bonus compensation will be limited to up to 50% restricted stock.
- Annually, employees are required to attest their compliance with the Company's Code of Ethics and Business Conduct

CHCT's Unique Value Proposition



Indicative Portfolio



Parkway Professional Plaza | Lakeland, FL (Tampa)



Skin MD | Orland Park, IL (Chicago)



Northeast Orthopaedics | San Antonio, TX



Prairie Star I | Shawnee, KS (Kansas City)

Indicative Portfolio (cont.)



DaVita Dialysis | Pahrump, NV (Las Vegas)



Londonderry Centre | Waco, TX



Monroe Surgical Hospital | Monroe, LA



Smokey Point Behavioral Hospital | Marysville, WA (Seattle)

Disclaimer

This presentation has been prepared by Community Healthcare Trust Incorporated (the “Company”) solely for informational purposes based on its own information, as well as information from public sources. This presentation does not constitute an offer to sell, nor a solicitation of an offer to buy, any securities of the Company by any person in any jurisdiction in which it is unlawful for such person to make such an offering or solicitation. Any offering of securities will be made only by means of an applicable prospectus. Neither the Securities and Exchange Commission (“SEC”) nor any other regulatory body has passed upon the accuracy or adequacy of this presentation. Any representation to the contrary is a criminal offense. Except as otherwise indicated, this presentation speaks as of the date hereof. The delivery of this presentation shall not, under any circumstances, create any implication that there has been no change in the affairs of the Company after the date hereof. Certain of the information contained herein may be derived from information provided by industry sources. The Company believes that such information is accurate and that the sources from which it has been obtained are reliable.

This presentation contains forward-looking statements. In particular, statements pertaining to the Company’s capital resources, property, performance and results of operations contain forward-looking statements. You can identify forward-looking statements by the use of forward-looking terminology such as “believes,” “expects,” “may,” “will,” “should,” “seeks,” “approximately,” “intends,” “plans,” “pro forma,” “estimates” or “anticipates” or the negative of these words and phrases or similar words or phrases which are predictions of or indicate future events or trends and which do not relate solely to historical matters. You can also identify forward-looking statements by discussions of strategy, plans or intentions. Forward-looking statements involve numerous risks and uncertainties and you should not rely on them as predictions of future events. Forward-looking statements depend on assumptions, data or methods which may be incorrect or imprecise and we may not be able to realize them. The Company cannot guarantee that the acquisition transactions and events described herein will happen as described (or that they will happen at all). The following factors, among others, could cause actual results and future events to differ materially from those set forth or contemplated in the forward-looking statements: defaults on or non-renewal of leases by its tenants; adverse economic or real estate developments, either nationally or in the markets in which the Company’s properties are located; decreased rental rates or increased vacancy rates; difficulties in identifying healthcare properties to acquire and completing acquisitions; the Company’s ability to make distributions on its shares; the Company’s dependence upon key personnel whose continued service is not guaranteed; the Company’s ability to identify, hire and retain highly qualified personnel in the future; the degree and nature of the Company’s competition; general economic conditions; the availability, terms and deployment of debt and equity capital; general volatility of the market price of the Company’s common stock; changes in the Company’s business or strategy; changes in governmental regulations, tax rates and similar matters; new laws or regulations or changes in or repeals of existing laws and regulations that may adversely affect the healthcare industry; trends or developments in the healthcare industry that may adversely affect the Company’s tenants; competition for acquisition opportunities; effects on global and national markets as well as businesses resulting increased inflation, rising interest rates, supply chain disruptions, labor conditions, the conflict with between Russia and Ukraine, and/or new and ongoing hostilities between Israel and Hamas; the Company’s failure to successfully develop, integrate and operate acquired properties and operations; changes in generally accepted accounting principles in the United States (“GAAP”); lack of or insufficient amounts of insurance; other factors affecting the real estate industry generally; the Company’s failure to maintain our qualification as a real estate investment trust (“REIT”) for U.S. federal income tax purposes; limitations imposed on the Company’s business and our ability to satisfy complex rules in order for the Company to qualify as a REIT for U.S. federal income tax purposes; and changes in governmental regulations or interpretations thereof, such as real estate and zoning laws and increases in real property tax rates and taxation of REITs.

The forward-looking statements contained in this presentation reflect the Company’s beliefs, assumptions and expectations of its future performance, taking into account all information currently available to the Company. These beliefs, assumptions and expectations are subject to risks and uncertainties and can change as a result of many possible events or factors, not all of which are known to the Company. If a change occurs, the Company’s business, prospects, financial condition, liquidity and results of operations may vary materially from those expressed in the Company’s forward-looking statements. You should carefully consider all risks before you make an investment decision with respect to the Company’s common stock. Except as required by law, the Company does not undertake any obligation to publicly update or revise any forward-looking statements to reflect changes in underlying assumptions or factors, new information, future events or other changes. You are encouraged to read the Company’s SEC filings in their entirety, including the sections entitled “Risk Factors” and “Cautionary Statement Regarding Forward Looking Statements.”

This presentation includes information regarding sellers/proposed tenants and we have not independently verified this information. We have no reason, however, to believe this information is inaccurate in any material respect.