



PROPERTY AND CASUALTY COMPANIES - ASSOCIATION EDITION

QUARTERLY STATEMENT

AS OF JUNE 30, 2023

OF THE CONDITION AND AFFAIRS OF THE

FARMERS INSURANCE EXCHANGE

NAIC Group Code 0069 (Current) 0069 (Prior) NAIC Company Code 21652 Employer's ID Number 95-2575893

Organized under the Laws of California, State of Domicile or Port of Entry CA
Country of Domicile United States of America

Incorporated/Organized 03/28/1928 Commenced Business 04/06/1928

Statutory Home Office 6301 Owensmouth Ave (Street and Number) Woodland Hills, CA, US 91367-2216 (City or Town, State, Country and Zip Code)

Main Administrative Office 6301 Owensmouth Ave (Street and Number) Woodland Hills, CA, US 91367-2216 (City or Town, State, Country and Zip Code) 818-965-0433 (Area Code) (Telephone Number)

Mail Address 6301 Owensmouth Ave (Street and Number or P.O. Box) Woodland Hills, CA, US 91367-2216 (City or Town, State, Country and Zip Code)

Primary Location of Books and Records 6301 Owensmouth Ave (Street and Number) Woodland Hills, CA, US 91367-2216 (City or Town, State, Country and Zip Code) 818-876-7924 (Area Code) (Telephone Number)

Internet Website Address www.farmers.com

Statutory Statement Contact Joseph Hammond (Name) 818-876-7924 (Area Code) (Telephone Number) joseph.hammond@farmersinsurance.com (E-mail Address) 818-936-1736 (FAX Number)

OFFICERS

President, CEO Raul Nicolas Vargas Ochoa #* CFO, Treasurer Thomas Sangkyu Noh
Secretary Doren Eugene Hohl Chief Actuary James Leslie Nutting *

*The individuals listed are officers of Farmers Group, Inc., dba as Farmers Underwriters Association, a Nevada Corporation which acts as attorney-in-fact of Farmers Insurance Exchange

OTHER

Robert Paul Howard, Chief Claims Officer Timothy John Murray, Claims Executive Craig Allen Orraj, Claims Executive

*The individuals listed are officers of Farmers Group, Inc., dba as Farmers Underwriters Association, a Nevada Corporation which acts as attorney-in-fact of Farmers Insurance Exchange

DIRECTORS OR TRUSTEES

Thomas George Allen ** Joe David Bryant ** Julio Areias Da Silva **
Alan Roy Gildemeister ** Scott William Hood ** Gary Randolph Martin **
Ronald Gregory Myhan ** Al Bernard Reid #**

State of California SS:
County of Los Angeles

State of California SS:
County of Los Angeles

State of California SS:
County of Los Angeles

The officers of this reporting entity being duly sworn, each depose and say that they are the described officers of said reporting entity, and that on the reporting period stated above, all of the herein described assets were the absolute property of the said reporting entity, free and clear from any liens or claims thereon, except as herein stated, and that this statement, together with related exhibits, schedules and explanations therein contained, annexed or referred to, is a full and true statement of all the assets and liabilities and of the condition and affairs of the said reporting entity as of the reporting period stated above, and of its income and deductions therefrom for the period ended, and have been completed in accordance with the NAIC Annual Statement Instructions and Accounting Practices and Procedures manual except to the extent that: (1) state law may differ; or, (2) that state rules or regulations require differences in reporting not related to accounting practices and procedures, according to the best of their information, knowledge and belief, respectively. Furthermore, the scope of this attestation by the described officers also includes the related corresponding electronic filing with the NAIC, when required, that is an exact copy (except for formatting differences due to electronic filing) of the enclosed statement. The electronic filing may be requested by various regulators in lieu of or in addition to the enclosed statement.

[Signature]
Raul Nicolas Vargas Ochoa #*
President, CEO

[Signature]
Doren Eugene Hohl
Secretary

[Signature]
Thomas Sangkyu Noh
CFO, Treasurer

*The individuals listed are officers of Farmers Group, Inc., dba as Farmers Underwriters Association, a Nevada Corporation which acts as attorney-in-fact of Farmers Insurance Exchange
**Board of Governors

- a. Is this an original filing?Yes [X] No []
b. If no,
1. State the amendment number.....
2. Date filed
3. Number of pages attached.....

A notary public or other officer completing this certificate verifies only the identity of the individual who signed the document to which this certificate is attached, and not the truthfulness, accuracy, or validity of that document.

Subscribed and sworn to (or affirmed) before me on this 31st day of July 2023 by Raul Nicolas Vargas Ochoa, proved to me on the basis of satisfactory evidence to be the person who appeared before me.


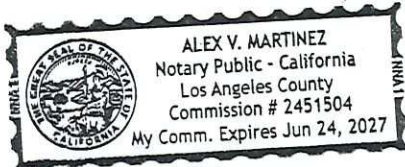
Subscribed and sworn to (or affirmed) before me on this 2nd day of August 2023 by Doren Eugene Hohl, proved to me on the basis of satisfactory evidence to be the person who appeared before me.

Subscribed and sworn to (or affirmed) before me on this 19th day of July 2023 by Thomas Sangkyu Noh, proved to me on the basis of satisfactory evidence to be the person who appeared before me.

[Signature]

[Signature]

[Signature]



STATEMENT AS OF JUNE 30, 2023 OF THE FARMERS INSURANCE EXCHANGE

ASSETS

	Current Statement Date			4 December 31 Prior Year Net Admitted Assets
	1 Assets	2 Nonadmitted Assets	3 Net Admitted Assets (Cols. 1 - 2)	
1. Bonds	4,661,916,278		4,661,916,278	4,519,528,832
2. Stocks:				
2.1 Preferred stocks	5,040,564	5,040,564		
2.2 Common stocks	7,643,550,650	5,357,492	7,638,193,157	7,651,460,831
3. Mortgage loans on real estate:				
3.1 First liens	135,783,213		135,783,213	101,958,603
3.2 Other than first liens.....				
4. Real estate:				
4.1 Properties occupied by the company (less \$ encumbrances)	29,556,908		29,556,908	30,061,588
4.2 Properties held for the production of income (less \$ encumbrances)	295,744,129		295,744,129	298,051,635
4.3 Properties held for sale (less \$ encumbrances)				
5. Cash (\$214,032,823), cash equivalents (\$519,585,676) and short-term investments (\$73,773,485)	807,391,984		807,391,984	842,992,137
6. Contract loans (including \$ premium notes)				
7. Derivatives				
8. Other invested assets	213,200,887		213,200,887	213,987,058
9. Receivables for securities	1,641,693		1,641,693	1,544,130
10. Securities lending reinvested collateral assets				
11. Aggregate write-ins for invested assets				
12. Subtotals, cash and invested assets (Lines 1 to 11)	13,793,826,305	10,398,057	13,783,428,249	13,659,584,815
13. Title plants less \$ charged off (for Title insurers only)				
14. Investment income due and accrued	36,222,074	1,761	36,220,314	35,302,583
15. Premiums and considerations:				
15.1 Uncollected premiums and agents' balances in the course of collection	457,454,979	29,263,418	428,191,561	401,699,597
15.2 Deferred premiums, agents' balances and installments booked but deferred and not yet due (including \$ 1,095,462 earned but unbilled premiums)	7,044,610,544		7,044,610,544	4,369,079,465
15.3 Accrued retrospective premiums (\$) and contracts subject to redetermination (\$)	376,890		376,890	376,890
16. Reinsurance:				
16.1 Amounts recoverable from reinsurers	2,225,423,431		2,225,423,431	877,555,139
16.2 Funds held by or deposited with reinsured companies				
16.3 Other amounts receivable under reinsurance contracts				
17. Amounts receivable relating to uninsured plans				
18.1 Current federal and foreign income tax recoverable and interest thereon	448,834,836		448,834,836	278,902,445
18.2 Net deferred tax asset	257,934,751		257,934,751	241,376,612
19. Guaranty funds receivable or on deposit	1,000,106		1,000,106	731,277
20. Electronic data processing equipment and software	883,710	883,710		
21. Furniture and equipment, including health care delivery assets (\$)	20,856,537	20,856,537		
22. Net adjustment in assets and liabilities due to foreign exchange rates				
23. Receivables from parent, subsidiaries and affiliates	592,127,608		592,127,608	2,442,994,641
24. Health care (\$) and other amounts receivable				
25. Aggregate write-ins for other than invested assets	810,099,610	57,711,702	752,387,909	671,577,095
26. Total assets excluding Separate Accounts, Segregated Accounts and Protected Cell Accounts (Lines 12 to 25)	25,689,651,382	119,115,184	25,570,536,197	22,979,180,559
27. From Separate Accounts, Segregated Accounts and Protected Cell Accounts				
28. Total (Lines 26 and 27)	25,689,651,382	119,115,184	25,570,536,197	22,979,180,559
DETAILS OF WRITE-INS				
1101.				
1102.				
1103.				
1198. Summary of remaining write-ins for Line 11 from overflow page				
1199. Totals (Lines 1101 through 1103 plus 1198)(Line 11 above)				
2501. Insurance-company owned life insurance-cash value	489,515,875		489,515,875	473,883,723
2502. Other assets	253,932,421	57,711,702	196,220,719	138,543,174
2503. Business-owned life insurance-cash value	61,949,782		61,949,782	58,167,382
2598. Summary of remaining write-ins for Line 25 from overflow page	4,701,533		4,701,533	982,815
2599. Totals (Lines 2501 through 2503 plus 2598)(Line 25 above)	810,099,610	57,711,702	752,387,909	671,577,095

STATEMENT AS OF JUNE 30, 2023 OF THE FARMERS INSURANCE EXCHANGE
LIABILITIES, SURPLUS AND OTHER FUNDS

	1 Current Statement Date	2 December 31, Prior Year
1. Losses (current accident year \$ 1,844,679,134)	4,907,926,158	4,649,561,139
2. Reinsurance payable on paid losses and loss adjustment expenses	2,731,623,385	1,226,206,396
3. Loss adjustment expenses	1,209,211,739	1,232,071,617
4. Commissions payable, contingent commissions and other similar charges		
5. Other expenses (excluding taxes, licenses and fees)	6,720,668	6,157,469
6. Taxes, licenses and fees (excluding federal and foreign income taxes)	31,490,961	8,031,282
7.1 Current federal and foreign income taxes (including \$ on realized capital gains (losses))		
7.2 Net deferred tax liability		
8. Borrowed money \$ and interest thereon \$		
9. Unearned premiums (after deducting unearned premiums for ceded reinsurance of \$ 10,900,563,966 and including warranty reserves of \$ and accrued accident and health experience rating refunds including \$ for medical loss ratio rebate per the Public Health Service Act)	3,904,496,188	3,820,915,241
10. Advance premium	141,189,541	95,600,293
11. Dividends declared and unpaid:		
11.1 Stockholders		
11.2 Policyholders		
12. Ceded reinsurance premiums payable (net of ceding commissions)	1,966,212,999	996,853,298
13. Funds held by company under reinsurance treaties	6,693,201,364	6,320,914,082
14. Amounts withheld or retained by company for account of others	221,822	235,042
15. Remittances and items not allocated	25,089,981	2,827,325
16. Provision for reinsurance (including \$ certified)	2,126,869	2,126,869
17. Net adjustments in assets and liabilities due to foreign exchange rates		
18. Drafts outstanding		
19. Payable to parent, subsidiaries and affiliates		
20. Derivatives		
21. Payable for securities	6,531,036	65,399,689
22. Payable for securities lending		
23. Liability for amounts held under uninsured plans		
24. Capital notes \$ and interest thereon \$		
25. Aggregate write-ins for liabilities	97,366,850	93,392,578
26. Total liabilities excluding protected cell liabilities (Lines 1 through 25)	21,723,409,560	18,520,292,319
27. Protected cell liabilities		
28. Total liabilities (Lines 26 and 27)	21,723,409,560	18,520,292,319
29. Aggregate write-ins for special surplus funds	3,450,000	3,500,000
30. Common capital stock		
31. Preferred capital stock		
32. Aggregate write-ins for other than special surplus funds		
33. Surplus notes	1,694,086,999	1,694,036,999
34. Gross paid in and contributed surplus		
35. Unassigned funds (surplus)	2,149,589,638	2,761,351,240
36. Less treasury stock, at cost:		
36.1 shares common (value included in Line 30 \$)		
36.2 shares preferred (value included in Line 31 \$)		
37. Surplus as regards policyholders (Lines 29 to 35, less 36)	3,847,126,637	4,458,888,239
38. Totals (Page 2, Line 28, Col. 3)	25,570,536,197	22,979,180,559
DETAILS OF WRITE-INS		
2501. Claims payments made after data-processing close	(372,760,557)	(334,988,748)
2502. Accounts payable	297,925,343	245,211,529
2503. Uncashed drafts and checks pending escheatment	57,566,402	53,440,673
2598. Summary of remaining write-ins for Line 25 from overflow page	114,635,662	129,729,124
2599. Totals (Lines 2501 through 2503 plus 2598)(Line 25 above)	97,366,850	93,392,578
2901. Reclassification of unamortized discount on surplus note from Unassigned surplus to Special surplus	3,450,000	3,500,000
2902.		
2903.		
2998. Summary of remaining write-ins for Line 29 from overflow page		
2999. Totals (Lines 2901 through 2903 plus 2998)(Line 29 above)	3,450,000	3,500,000
3201.		
3202.		
3203.		
3298. Summary of remaining write-ins for Line 32 from overflow page		
3299. Totals (Lines 3201 through 3203 plus 3298)(Line 32 above)		

STATEMENT AS OF JUNE 30, 2023 OF THE FARMERS INSURANCE EXCHANGE

STATEMENT OF INCOME

	1 Current Year to Date	2 Prior Year to Date	3 Prior Year Ended December 31
UNDERWRITING INCOME			
1. Premiums earned:			
1.1 Direct (written \$ 3,141,667,924)	3,056,196,893	2,957,719,559	6,117,699,812
1.2 Assumed (written \$ 13,212,356,599)	12,928,366,543	12,123,237,330	25,180,738,183
1.3 Ceded (written \$ 11,885,015,778)	11,599,135,636	10,881,345,305	22,701,806,402
1.4 Net (written \$ 4,469,008,746)	4,385,427,800	4,199,611,584	8,596,631,593
DEDUCTIONS:			
2. Losses incurred (current accident year \$ 3,262,224,762):			
2.1 Direct	2,412,060,292	2,071,153,288	4,276,624,724
2.2 Assumed	9,503,611,070	7,979,099,449	16,333,822,203
2.3 Ceded	8,621,099,090	7,287,999,236	14,923,707,678
2.4 Net	3,294,572,273	2,762,253,501	5,686,739,249
3. Loss adjustment expenses incurred	342,226,245	388,518,516	753,080,319
4. Other underwriting expenses incurred	1,390,267,726	1,365,504,332	2,759,982,063
5. Aggregate write-ins for underwriting deductions	(705,798)	(581,960)	(1,105,658)
6. Total underwriting deductions (Lines 2 through 5)	5,026,360,446	4,515,694,389	9,198,695,973
7. Net income of protected cells			
8. Net underwriting gain (loss) (Line 1 minus Line 6 + Line 7)	(640,932,646)	(316,082,804)	(602,064,380)
INVESTMENT INCOME			
9. Net investment income earned	49,416,158	13,974,632	34,920,646
10. Net realized capital gains (losses) less capital gains tax of \$ 24,301,338	(25,766,538)	60,430,166	283,585,761
11. Net investment gain (loss) (Lines 9 + 10)	23,649,620	74,404,798	318,506,408
OTHER INCOME			
12. Net gain or (loss) from agents' or premium balances charged off (amount recovered \$ (38,311) amount charged off \$ 32,667,145)	(32,705,456)	(26,367,862)	(57,738,291)
13. Finance and service charges not included in premiums	53,939,098	38,639,393	94,810,893
14. Aggregate write-ins for miscellaneous income	(203,639,591)	(146,237,836)	(208,070,294)
15. Total other income (Lines 12 through 14)	(182,405,950)	(133,966,305)	(170,997,692)
16. Net income before dividends to policyholders, after capital gains tax and before all other federal and foreign income taxes (Lines 8 + 11 + 15)	(799,688,976)	(375,644,312)	(454,555,665)
17. Dividends to policyholders	94,675	31,621	388,288
18. Net income, after dividends to policyholders, after capital gains tax and before all other federal and foreign income taxes (Line 16 minus Line 17)	(799,783,650)	(375,675,932)	(454,943,953)
19. Federal and foreign income taxes incurred	(173,301,027)	(77,427,418)	(140,787,808)
20. Net income (Line 18 minus Line 19)(to Line 22)	(626,482,623)	(298,248,514)	(314,156,144)
CAPITAL AND SURPLUS ACCOUNT			
21. Surplus as regards policyholders, December 31 prior year	4,458,888,239	4,832,274,595	4,832,274,595
22. Net income (from Line 20)	(626,482,623)	(298,248,514)	(314,156,144)
23. Net transfers (to) from Protected Cell accounts			
24. Change in net unrealized capital gains (losses) less capital gains tax of \$ 6,195,786	(20,717,419)	(134,925,812)	87,981,593
25. Change in net unrealized foreign exchange capital gain (loss)			
26. Change in net deferred income tax	22,753,925	(526,186)	(40,764,164)
27. Change in nonadmitted assets	11,415,842	(7,620,899)	(7,693,767)
28. Change in provision for reinsurance			(72,137)
29. Change in surplus notes	50,000	50,000	(99,900,000)
30. Surplus (contributed to) withdrawn from protected cells			
31. Cumulative effect of changes in accounting principles			
32. Capital changes:			
32.1 Paid in			
32.2 Transferred from surplus (Stock Dividend)			
32.3 Transferred to surplus			
33. Surplus adjustments:			
33.1 Paid in			
33.2 Transferred to capital (Stock Dividend)			
33.3 Transferred from capital			
34. Net remittances from or (to) Home Office			
35. Dividends to stockholders			
36. Change in treasury stock			
37. Aggregate write-ins for gains and losses in surplus	1,218,673	435,834	1,218,265
38. Change in surplus as regards policyholders (Lines 22 through 37)	(611,761,602)	(440,835,577)	(373,386,355)
39. Surplus as regards policyholders, as of statement date (Lines 21 plus 38)	3,847,126,637	4,391,439,017	4,458,888,239
DETAILS OF WRITE-INS			
0501. Pooled share of LAD program expense	(705,798)	(581,960)	(1,105,658)
0502.			
0503.			
0598. Summary of remaining write-ins for Line 5 from overflow page			
0599. Totals (Lines 0501 through 0503 plus 0598)(Line 5 above)	(705,798)	(581,960)	(1,105,658)
1401. Interest expense on funds held	(123,651,909)	(79,498,221)	(189,007,375)
1402. Miscellaneous expense	(78,654,336)	(65,396,521)	(16,419,852)
1403. Premiums for company-owned life insurance	(1,061,309)	(1,043,672)	(2,076,195)
1498. Summary of remaining write-ins for Line 14 from overflow page	(272,037)	(299,421)	(566,872)
1499. Totals (Lines 1401 through 1403 plus 1498)(Line 14 above)	(203,639,591)	(146,237,836)	(208,070,294)
3701. Net proceeds from company-owned life insurance	1,218,673	435,834	1,292,135
3702. Pooled share of unauthorized reinsurance			(73,870)
3703.			
3798. Summary of remaining write-ins for Line 37 from overflow page			
3799. Totals (Lines 3701 through 3703 plus 3798)(Line 37 above)	1,218,673	435,834	1,218,265

STATEMENT AS OF JUNE 30, 2023 OF THE FARMERS INSURANCE EXCHANGE

CASH FLOW

	1 Current Year To Date	2 Prior Year To Date	3 Prior Year Ended December 31
Cash from Operations			
1. Premiums collected net of reinsurance	4,704,550,644	4,027,139,037	8,043,690,954
2. Net investment income	54,285,390	30,515,307	54,220,227
3. Miscellaneous income	(182,405,950)	(133,966,305)	(170,997,692)
4. Total (Lines 1 to 3)	4,576,430,084	3,923,688,039	7,926,913,489
5. Benefit and loss related payments	2,916,430,366	2,454,704,454	5,153,108,890
6. Net transfers to Separate Accounts, Segregated Accounts and Protected Cell Accounts			
7. Commissions, expenses paid and aggregate write-ins for deductions	1,678,165,539	1,941,689,221	3,703,883,896
8. Dividends paid to policyholders	94,675	31,621	388,288
9. Federal and foreign income taxes paid (recovered) net of \$ tax on capital gains (losses)	20,932,702	20,813,717	(76,578,889)
10. Total (Lines 5 through 9)	4,615,623,281	4,417,239,013	8,780,802,184
11. Net cash from operations (Line 4 minus Line 10)	(39,193,197)	(493,550,974)	(853,888,696)
Cash from Investments			
12. Proceeds from investments sold, matured or repaid:			
12.1 Bonds	403,387,740	837,061,124	1,180,326,865
12.2 Stocks	763,354	226,185,408	227,961,853
12.3 Mortgage loans	150,065		
12.4 Real estate			369,976,957
12.5 Other invested assets	154,263	10,330,413	10,878,111
12.6 Net gains or (losses) on cash, cash equivalents and short-term investments		3,876	3,230
12.7 Miscellaneous proceeds			48,454,513
12.8 Total investment proceeds (Lines 12.1 to 12.7)	404,455,422	1,073,580,820	1,837,601,529
13. Cost of investments acquired (long-term only):			
13.1 Bonds	548,038,169	257,967,107	1,209,411,509
13.2 Stocks	2,455,639	6,091,126	9,617,037
13.3 Mortgage loans	33,950,000	70,559,145	101,947,645
13.4 Real estate	1,080,255	307,552	217,101,779
13.5 Other invested assets	52,455	76,791	139,266
13.6 Miscellaneous applications	58,966,521	89,568,776	
13.7 Total investments acquired (Lines 13.1 to 13.6)	644,543,040	424,570,497	1,538,217,236
14. Net increase (or decrease) in contract loans and premium notes			
15. Net cash from investments (Line 12.8 minus Line 13.7 and Line 14)	(240,087,618)	649,010,323	299,384,293
Cash from Financing and Miscellaneous Sources			
16. Cash provided (applied):			
16.1 Surplus notes, capital notes			(99,900,000)
16.2 Capital and paid in surplus, less treasury stock			
16.3 Borrowed funds			
16.4 Net deposits on deposit-type contracts and other insurance liabilities			
16.5 Dividends to stockholders			
16.6 Other cash provided (applied)	243,680,661	(256,904,094)	952,808,928
17. Net cash from financing and miscellaneous sources (Line 16.1 through Line 16.4 minus Line 16.5 plus Line 16.6)	243,680,661	(256,904,094)	852,908,928
RECONCILIATION OF CASH, CASH EQUIVALENTS AND SHORT-TERM INVESTMENTS			
18. Net change in cash, cash equivalents and short-term investments (Line 11, plus Lines 15 and 17)	(35,600,153)	(101,444,745)	298,404,526
19. Cash, cash equivalents and short-term investments:			
19.1 Beginning of year	842,992,137	544,587,611	544,587,611
19.2 End of period (Line 18 plus Line 19.1)	807,391,984	443,142,866	842,992,137
Note: Supplemental disclosures of cash flow information for non-cash transactions:			
20.0001. Unearned premium transfer	1,904,258,841		
20.0002. Security Exchanges			200,607,563

NOTES TO FINANCIAL STATEMENTS

1. SUMMARY OF SIGNIFICANT ACCOUNTING POLICIES AND GOING CONCERN

A. Accounting Practices

The financial statements of Farmers Insurance Exchange (“FIE”) are presented on the basis of accounting practices prescribed or permitted by the Insurance Department of the State of California (“DOI”).

FIE recognizes only statutory accounting practices prescribed or permitted by the State of California (the “State”) for determining and reporting the financial condition and results of operations of an insurance company, and for determining its solvency under the California Insurance Law. The National Association of Insurance Commissioners (“NAIC”) Accounting Practices and Procedures Manual (the “Codification”), version effective January 1, 2001 and subsequently amended (“NAIC SAP”) has been adopted as a component of prescribed or permitted practices by the State. The State has adopted certain prescribed accounting practices that differ from those found in NAIC SAP, specifically requirements pertaining to computer hardware and software. The Commissioner of Insurance has the right to permit other specific practices that deviate from prescribed practices.

On December 21, 2022, the California Department of Insurance (“CA DOI”) granted a permitted accounting practice to FIE, Truck Insurance Exchange (“Truck”) and Fire Insurance Exchange (“Fire”) to immediately recognize the remaining unamortized negative goodwill of \$172,255,749 associated with the acquisition of the Farmers Property and Casualty (formerly “Metropolitan Property and Casualty Company” – MetLife) Auto and Home block of business, effective April 8, 2021. FIE’s share of the unamortized negative goodwill totaled \$137,804,599; Truck, \$17,225,575; and Fire, \$17,225,575. If the NAIC SAP guidance of 10-year negative goodwill amortization had been applied, FIE’s statutory surplus would have been decreased by \$129,452,805 and \$137,804,599 as of June 30, 2023, and December 31, 2022, respectively. In addition, if FIE had not been permitted to fully recognize the negative goodwill, FIE’s RBC capital would continue to be above capital levels that exceeded the minimum NAIC capital requirements and therefore no regulatory action under the risk-based capital rules is anticipated in both the current and near terms.

A reconciliation of FIE’s net income and surplus between NAIC SAP and practices prescribed by the State of California for year-to-date June 30, 2023 and the year ended December 31, 2022 is shown below:

		<u>SSAP #</u>	<u>F/S Page</u>	<u>F/S Line #</u>	2023	2022
<u>NET INCOME</u>						
(1)	California basis (Page 4, Line 20, Columns 1 & 2)	XXX	XXX	XXX	\$ (626,482,623)	\$ (314,156,144)
(2)	State Prescribed Practices that increase/(decrease) NAIC SAP:				-	-
(3)	State Permitted Practices that increase/(decrease) NAIC SAP:	XXX	XXX	XXX	-	-
(4)	NAIC SAP (1-2-3=4)				\$ (626,482,623)	\$ (314,156,144)
<u>SURPLUS</u>						
(5)	California basis (Page 3, Line 37, Columns 1 & 2)	XXX	XXX	XXX	\$ 3,847,126,637	\$ 4,458,888,239
(6)	State Prescribed Practices that increase/(decrease) NAIC SAP:				-	-
(7)	State Permitted Practices that increase/(decrease) NAIC SAP:	68	(3,4)	(37,24,39)	(129,452,805)	(137,804,599)
(8)	NAIC SAP (5-6-7=8)	XXX	XXX	XXX	\$ 3,717,673,832	\$ 4,321,083,640

B. Use of Estimates in the Preparation of the Financial Statements

No significant changes to disclose since the most recently filed annual statement.

C. Accounting Policy

(1) No significant changes to disclose since the most recently filed annual statement.

(2) Bonds not backed by other loans are generally carried at amortized cost or the lower of amortized cost or fair value depending on their NAIC designation. Bond premium or discount is amortized using the interest method.

NOTES TO FINANCIAL STATEMENTS

- (3) No significant changes to disclose since the most recently filed annual statement.
- (4) No significant changes to disclose since the most recently filed annual statement.
- (5) Mortgage loans on real estate are principally stated at amortized cost, net of valuation allowances.
- (6) Mortgage-backed bonds and structured securities are stated at either amortized cost or the lower of amortized cost or market value. Premiums and discounts on mortgage-backed securities and structured securities are amortized using the retrospective method, except for interest-only mortgage-backed securities, which are amortized using the prospective method.
- Loan-backed securities with evidence of deterioration of credit quality for which it is probable that the company will be unable to collect all contractually required payments receivable, are written down to the present value of expected cash flows to be received.
- (7) No significant changes to disclose since the most recently filed annual statement.
- (8) The Company has investments in joint ventures and partnerships and carries these investments based on the underlying audited GAAP equity of the investee with unrealized gains and losses reported in the capital and surplus. The Company also has 100% ownership interest in limited liability companies which in turn own real estate properties. These investments are reported on a depreciated historical basis and marked down to fair value if impaired.
- (9) No significant changes to disclose since the most recently filed annual statement.
- (10) No significant changes to disclose since the most recently filed annual statement.
- (11) No significant changes to disclose since the most recently filed annual statement.
- (12) No significant changes to disclose since the most recently filed annual statement.
- (13) No significant changes to disclose since the most recently filed annual statement.

D. Going Concern

Management has evaluated the reporting entity's ability to continue as a going concern and is satisfied that it has adequate resources to enable it to continue in business for the foreseeable future.

2. ACCOUNTING CHANGES AND CORRECTION OF ERRORS

The accompanying financial statements include a cumulative adjustment to reclass the transfer of the unearned premiums portfolio related to the 100% quota share agreement between FIE and Farmers Property & Casualty Insurance Company (FPC), which was effective April 8, 2021. In June 2023, FIE reclassified the unearned premiums receivable from FPC, with an increase to Line 15.1 - Uncollected premiums and agents' balances in the course of collection as well as Line 15.2 - Deferred premiums, agents' balances and installments booked but deferred and not yet due in the amounts of \$109.1 million and \$1,795.2 million, respectively. Offsetting these increases was a decrease to Line 23 - Receivables from parent, subsidiaries and affiliates totaling \$1,904.3 million. Total Assets did not change. The before reclass, reclass, and after reclass presentation of the lines adjusted are shown below:

Assets (in millions)		Net Admitted Assets Before Reclass	Net Admitted Assets Reclass	Net Admitted Assets After Reclass
15.1	Uncollected premiums and agents' balances in the course of collection	\$ 319.1	\$ 109.1	\$ 428.2
15.2	Deferred premiums, agents' balances and installments booked but deferred and not yet due	\$ 5,249.4	\$ 1,795.2	\$ 7,044.6
23	Receivables from parent, subsidiaries and affiliates	\$ 2,496.4	\$ (1,904.3)	\$ 592.1

3. BUSINESS COMBINATIONS AND GOODWILL

A. Statutory Purchase Method

No significant changes to disclose since the most recently filed annual statement.

B. Statutory Merger

Not applicable.

NOTES TO FINANCIAL STATEMENTS

C. Impairment Loss

None.

D. Subcomponents and Calculation of Adjusted Surplus and Total Admitted Goodwill

No significant changes to disclose since the most recently filed annual statement.

4. DISCONTINUED OPERATIONS

Not applicable.

5. INVESTMENTS

A. Mortgage Loans, Including Mezzanine Real Estate Loans

- (1) The minimum and maximum lending rates for mortgage loans acquired during 2023 were 5.41% and 7.35%, respectively, for commercial mortgage loans.
- (2) The maximum percentage of any one loan to the value of security at the origination date of a new loan is 65%.
- (3) There were no taxes, assessments, or amounts advanced and not included in the mortgage loan investment.
- (4) The Company's age analysis of mortgage loans and identification of mortgage loans in which the insurer is a participant or co-lender in a mortgage loan agreement, aggregated by type, was as follows:

	Farm	Residential		Commercial		Mezzanine	Total
		Insured	All Other	Insured	All Other		
a. June 30, 2023							
1. Recorded Investment							
(a) Current	\$ -	\$ -	\$ -	\$ -	\$ 135,783,213	\$ -	\$ 135,783,213
(b) 30-59 Days Past Due	-	-	-	-	-	-	-
(c) 60-89 Days Past Due	-	-	-	-	-	-	-
(d) 90-179 Days Past Due	-	-	-	-	-	-	-
(e) 180+ Days Past Due	-	-	-	-	-	-	-
2. Accruing Interest 90-179 Days Past Due							
(a) Recorded Investment	-	-	-	-	-	-	-
(b) Interest Accrued	-	-	-	-	-	-	-
3. Accruing Interest 180+ Days Past Due							
(a) Recorded Investment	-	-	-	-	-	-	-
(b) Interest Accrued	-	-	-	-	-	-	-
4. Interest Reduced							
(a) Recorded Investment	-	-	-	-	-	-	-
(b) Number of Loans	-	-	-	-	-	-	-
(c) Percent Reduced	-	-	-	-	-	-	-
5. Participant or Co-lender in a Mortgage Loan Agreement							
(a) Recorded Investment	\$ -	\$ -	\$ -	\$ -	\$ 135,783,213	\$ -	\$ 135,783,213
b. December 31, 2022							
1. Recorded Investment							
(a) Current	\$ -	\$ -	\$ -	\$ -	\$ 101,958,603	\$ -	\$ 101,958,603
(b) 30-59 Days Past Due	-	-	-	-	-	-	-
(c) 60-89 Days Past Due	-	-	-	-	-	-	-
(d) 90-179 Days Past Due	-	-	-	-	-	-	-
(e) 180+ Days Past Due	-	-	-	-	-	-	-
2. Accruing Interest 90-179 Days Past Due							
(a) Recorded Investment	-	-	-	-	-	-	-
(b) Interest Accrued	-	-	-	-	-	-	-
3. Accruing Interest 180+ Days Past Due							
(a) Recorded Investment	-	-	-	-	-	-	-
(b) Interest Accrued	-	-	-	-	-	-	-
4. Interest Reduced							
(a) Recorded Investment	-	-	-	-	-	-	-
(b) Number of Loans	-	-	-	-	-	-	-
(c) Percent Reduced	-	-	-	-	-	-	-
5. Participant or Co-lender in a Mortgage Loan Agreement							
(a) Recorded Investment	\$ -	\$ -	\$ -	\$ -	\$ 101,958,603	\$ -	\$ 101,958,603

- (5) The Company's investment in impaired loans with or without allowance for credit losses and impaired loans subject to a participant or co-lender mortgage loan agreement for which the reporting entity is restricted from unilaterally foreclosing on the mortgage loan, were as follows:

NOTES TO FINANCIAL STATEMENTS

	Farm	Residential		Commercial		Mezzanine	Total
		Insured	All Other	Insured	All Other		
a. June 30, 2023							
1. With Allowance for Credit Losses	-	-	-	-	-	-	-
2. No Allowance for Credit Losses	-	-	-	-	-	-	-
3. Total (1+2)	-	-	-	-	-	-	-
4. Subject to a participant or co-lender mortgage loan agreement for which the reporting entity is restricted from unilaterally foreclosing on the mortgage loan	-	-	-	-	-	-	-
b. December 31, 2022							
1. With Allowance for Credit Losses	-	-	-	-	-	-	-
2. No Allowance for Credit Losses	-	-	-	-	-	-	-
3. Total (1+2)	-	-	-	-	-	-	-
4. Subject to a participant or co-lender mortgage loan agreement for which the reporting entity is restricted from unilaterally foreclosing on the mortgage loan	-	-	-	-	-	-	-

(6) The Company's investment in impaired and nonaccrual loans was as follows:

	Farm	Residential		Commercial		Mezzanine	Total
		Insured	All Other	Insured	All Other		
a. June 30, 2023							
1. Average Recorded Investment	-	-	-	-	-	-	-
2. Interests Income Recognized	-	-	-	-	-	-	-
3. Recorded Investments on Nonaccrual Status	-	-	-	-	-	-	-
4. Amount of Interest Income Recognized Using a Cash-basis Method of Accounting	-	-	-	-	-	-	-
b. December 31, 2022							
1. Average Recorded Investment	-	-	-	-	-	-	-
2. Interests Income Recognized	-	-	-	-	-	-	-
3. Recorded Investments on Nonaccrual Status	-	-	-	-	-	-	-
4. Amount of Interest Income Recognized Using a Cash-basis Method of Accounting	-	-	-	-	-	-	-

(7) The Company's allowance for credit losses, were as follows:

	6/30/2023	12/31/2022
a. Balance at beginning of period	\$ -	\$ -
b. Additions charged to operations	-	-
c. Direct write-downs charged against the allowances	-	-
d. Recoveries of amounts previously charged off	-	-
e. Balance at end of period	\$ -	\$ -

(8) Mortgage Loans Derecognized as a Result of Foreclosure

None

(9) The company recognizes interest income on its impaired mortgage loans upon receipt. As of June 30, 2023, no mortgage loans were impaired.

B. Debt Restructuring

No significant changes to disclose since the most recently filed annual statement.

C. Reverse Mortgages

Not applicable.

D. Loan-Backed Securities

(1) Prepayment assumptions were obtained from an external securities information service and are consistent with the current interest rate and economic environment.

(2) Not applicable.

NOTES TO FINANCIAL STATEMENTS

- (3) All loan backed other-than-temporary impairment securities were classified as such based on the fact that the present value of cash flows expected to be collected is less than the amortized cost basis of the security. See aggregate totals below.

1 CUSIP	2 Book/Adj Carry Value Amortized Cost Before Current Period OTTI	3 Present Value of Projected Cash Flows	4 Recognized Other-Than- Temporary Impairment	5 Amortized cost After Other-Than- Temporary Impairment	6 Fair Value at Time of OTTI	7 Date of Financial Statement Where Reported
225470DX8	542,515	536,123	(6,392)	536,123	508,475	3/31/2023
576434V76	324,760	322,825	(1,935)	322,825	299,597	3/31/2023
22540VG71	723,330	633,159	(90,171)	633,159	674,925	6/30/2023
225470DX8	536,123	522,619	(13,504)	522,619	520,346	6/30/2023
576434V76	321,565	309,694	(11,871)	309,694	308,575	6/30/2023
Total	XXX	XXX	\$ (123,873)	XXX	XXX	XXX

- (4) All impaired securities (fair value is less than cost or amortized cost) for which an other-than-temporary impairment has not been recognized in earnings as a realized loss (including securities with a recognized other-than-temporary impairment for non-interest related declines when a non-recognized interest related impairment remains):
- a. The aggregate amount of unrealized losses:
 1. Less than 12 Months (\$10,210,971)
 2. 12 Months or Longer (\$99,783,879)
 - b. The aggregate related fair value of securities with unrealized losses:
 1. Less than 12 Months \$253,999,655
 2. 12 Months or Longer \$710,772,996
- (5) All loan-backed and structured securities were reviewed to determine if there were any indications of potential other-than-temporary impairment. If any indication of other-than-temporary impairment existed, then a cash flow and credit support analysis were performed. If it was determined that the company was to receive less than 100% contractual cash flows, an other-than-temporary impairment was measured and taken in accordance with SSAP 43R.

E. Dollar Repurchase Agreements and/or Securities Lending Transactions

(1) None.

(2-7) None.

F. Repurchase Agreements Transactions Accounted for as Secured Borrowing

(1-11) Not applicable.

G. Reverse Repurchase Agreements Transactions Accounted for as Secured Borrowing

(1-10) Not applicable.

H. Repurchase Agreements Transactions Accounted for as a Sale

(1-9) Not applicable.

I. Reverse Repurchase Agreements Transactions Accounted for as a Sale

(1-8) Not applicable.

J. Real Estate

(1) None.

(2) As of June 30, 2023, there were no real estate properties sold by FIE.

(3) As of June 30, 2023, there were no real estate properties listed for sale by FIE.

(3-5) None.

K. Low-Income Housing Tax Credits (LIHTC)

(1-7) Not applicable.

NOTES TO FINANCIAL STATEMENTS

L. Restricted Assets

(1) Restricted Assets (Including Pledged)

Restricted Asset Category	Gross (Admitted & Nonadmitted) Restricted							Current Year			
	Current Year					6	7	8	Percentage		
	1	2	3	4	5				10	11	
	Total General Account (G/A)	G/A Supporting Protected Cell Account Activity	Total Protected Cell Account Restricted Assets	Protected Cell Account Assets Supporting G/A Activity	Total	Total From Prior Year	Increase/ Decrease	Total Nonadmitted Restricted	Total Admitted Restricted	Gross (Admitted & Nonadmitted) Restricted to Total Asset	Admitted Restricted to Total Admitted Assets
a. Subject to contractual obligation for which liability is not shown											
b. Collateral held under security lending agreements											
c. Subject to repurchase agreements											
d. Subject to reverse repurchase agreements											
e. Subject to dollar repurchase agreements											
f. Subject to dollar reverse repurchase agreements											
g. Placed under option contracts											
h. Letter stock or securities restricted as to sale excluding FHLB capital stock											
i. FHLB capital stock	15,000,000				15,000,000	15,000,000	-		15,000,000	0.06%	0.06%
j. On deposit with states	568,738,022				568,738,022	579,339,182	(10,601,160)		568,738,022	2.21%	2.22%
k. On deposit with other regulatory bodies					-	-	-		-	0.00%	0.00%
l. Pledged as collateral to FHLB (including assets backing funding agreements)											
m. Pledged as collateral not captured in other categories											
n. Other restricted assets	-				-	157,695,845	(157,695,845)		-	0.00%	0.00%
o. Total Restricted Assets	583,738,022	-	-	-	583,738,022	752,035,027	(168,297,005)	-	583,738,022	2.27%	2.28%

(2) Details of Assets Pledged as Collateral Not Captured in Other Categories

None.

(3) Detail of Other Restricted Assets

Description of Assets	Gross (Admitted & Nonadmitted) Restricted							8	Percentage	
	Current Year					6	7		10	11
	1	2	3	4	5			Increase/ (Decrease) (5 minus 6)		
	Total General Account (G/A)	G/A Supporting Protected Cell Account Activity (a)	Total Protected Cell Account Restricted Assets	Protected Cell Account Assets Supporting G/A Activity (b)	Total (1 plus 3)	Total From Prior Year	Increase/ (Decrease) (5 minus 6)	Total Nonadmitted Restricted	Gross (Admitted & Nonadmitted) Restricted to Total Assets	Admitted Restricted to Total Admitted Assets
1031 Exchange - Blackrock Fed Fund	-	-	-	-	-	157,695,845	(157,695,845)		0.00%	0.00%
Total (c)	-	-	-	-	-	157,695,845	(157,695,845)	-	-0.61%	0.00%

(4) Collateral Received and Reflected as Assets Within the Reporting Entity's Financial Statements

None.

M. Working Capital Finance Investments

Not applicable.

N. Offsetting and Netting of Assets and Liabilities

Not applicable.

O. 5GI Securities

NOTES TO FINANCIAL STATEMENTS

Investment	Number of 5GI Securities		Aggregate BACV		Aggregate Fair Value	
	Current Year	Prior Year	Current Year	Prior Year	Current Year	Prior Year
(1) Bonds - AC	7	-	5,478,578	-	5,490,151	-
(2) Bonds - FV	-	-	-	-	-	-
(3) LB & SS - AC	-	-	\$ -	\$ -	\$ -	\$ -
(4) LB & SS - FV	-	-	-	-	-	-
(5) Preferred Stock - AC	-	-	-	-	-	-
(6) Preferred Stock - FV	-	-	\$ -	\$ -	\$ -	\$ -
(7) Total (1+2+3+4+5+6)	7	-	\$ 5,478,578	\$ -	\$ 5,490,151	\$ -

P. Short Sales

(1-2) Not applicable

Q. Prepayment Penalty and Acceleration Fees

(1-2) Not applicable.

R. Reporting Entity's Share of Cash Pool by Asset Type

Not applicable.

6. JOINT VENTURES, PARTNERSHIPS, AND LIMITED LIABILITY COMPANIES

No significant changes to disclose since the most recently filed annual statement.

7. INVESTMENT INCOME

A. Accrued investment income

Tenant receivables investment income due and accrued with amounts that are over 90 days past due was non-admitted.

B. Amounts nonadmitted

None.

8. DERIVATIVE INSTRUMENTS

A. Derivatives under SSAP No. 86—Derivatives

Not applicable.

B. Derivatives under SSAP No. 108—Derivative Hedging Variable Annuity Guarantees

Not applicable.

9. INCOME TAXES

A. Deferred Tax Asset/(Liability)

No significant changes to disclose since the most recently filed annual statement.

B. Deferred Tax Liabilities Not Recognized

No significant changes to disclose since the most recently filed annual statement.

C. Current and Deferred Income Taxes

No significant changes to disclose since the most recently filed annual statement.

D. Reconciliation of Federal Income Tax Rate to Actual Effective Rate

No significant changes to disclose since the most recently filed annual statement.

E. Operating Loss and Tax Credit Carry forwards and Protective Tax Deposits

No significant changes to disclose since the most recently filed annual statement.

NOTES TO FINANCIAL STATEMENTS

F. Consolidated Federal Income Tax Return

No significant changes to disclose since the most recently filed annual statement.

G. Federal or Foreign Federal Income Tax Loss Contingencies

No significant changes to disclose since the most recently filed annual statement.

H. Repatriation Transition Tax (RTT)

No significant changes to disclose since the most recently filed annual statement.

I. Alternative Minimum Tax (AMT) Credit

No significant changes to disclose since the most recently filed annual statement.

Other

On August 16, 2022, the Inflation Reduction Act of 2022 was signed into law by President Biden. The Act includes a new federal corporate alternative minimum tax (CAMT), effective in 2023, that is based on the adjusted financial statement income set forth on the applicable financial statement of an applicable corporation.

The CAMT applies to companies with average annual book income exceeding \$1 billion and assesses a 15% tax on financial statement income (adjusted for certain items) based on the applicable financial statement to the extent that amount exceeds the regular corporate tax.

FIE has determined it is not impacted by the new CAMT provision in 2023.

10. INFORMATION CONCERNING PARENT, SUBSIDIARIES, AFFILIATES, AND OTHER RELATED PARTIES

A. Nature of Relationships

No significant changes to disclose since the most recently filed annual statement.

B. Significant Transactions and Changes in Terms of Intercompany Arrangements

No significant changes to disclose since the most recently filed annual statement.

C. Transactions with related parties who are not reported on Schedule Y

No significant changes to disclose since the most recently filed annual statement.

D. Amounts Due to or from Related Parties

No significant changes to disclose since the most recently filed annual statement.

E. Management, Service Contracts, Cost Sharing Arrangements

No significant changes to disclose since the most recently filed annual statement.

F. Guarantees or Undertakings for Related Parties

No significant changes to disclose since the most recently filed annual statement.

NOTES TO FINANCIAL STATEMENTS

G. Nature of Relationships that Could Affect Operations

FIE is one of the Farmers' companies, which is comprised of the following:

Company Name	NAIC Company Code	State of Domicile
Farmers Insurance Exchange	21652	California
Fire Insurance Exchange	21709	California
Truck Insurance Exchange	21660	California
Civic Property And Casualty Company	10315	California
Exact Property And Casualty Company	10318	California
Farmers Insurance Company Of Arizona	21598	Arizona
Farmers Insurance Company Of Idaho	21601	Idaho
Farmers Insurance Company Of Oregon	21636	Oregon
Farmers Insurance Company Of Washington	21644	Washington
Farmers Insurance Company, Inc.	21628	Kansas
Farmers Insurance Of Columbus, Inc.	36889	Ohio
Farmers New Century Insurance Company	10806	Illinois
Farmers Texas County Mutual Insurance Company	24392	Texas
Illinois Farmers Insurance Company	21679	Illinois
Mid-Century Insurance Company	21687	California
Mid-Century Insurance Company Of Texas	28673	Texas
Neighborhood Spirit Property And Casualty Company	10317	California
Texas Farmers Insurance Company	21695	Texas
*Farmers Reinsurance Company	10873	California
Foremost Insurance Company Grand Rapids, Michigan	11185	Michigan
Foremost County Mutual Insurance Company	29254	Texas
Foremost Lloyds Of Texas	41688	Texas
Foremost Signature Insurance Company	41513	Michigan
Foremost Property And Casualty Insurance Company	11800	Michigan
Farmers Specialty Insurance Company	43699	Michigan
Coast National Insurance Company	25089	California
Security National Insurance Company	33120	Florida
Bristol West Insurance Company	19658	Ohio
Bristol West Casualty Insurance Company	11034	Ohio
Bristol West Preferred Insurance Company	12774	Michigan
21st Century North America Insurance Company	32220	New York
21st Century Casualty Company	36404	California
21st Century Centennial Insurance Company	34789	Pennsylvania
21st Century Insurance Company	12963	California
21st Century Pinnacle Insurance Company	10710	New Jersey
21st Century Premier Insurance Company	20796	Pennsylvania
American Federation Insurance Company	10245	Texas
American Pacific Insurance Company, Inc.	10805	Hawaii
Farmers Insurance Hawaii, Inc.	28487	Hawaii
Toggle Insurance Company	44245	Delaware
Farmers Property And Casualty Insurance Company	26298	Rhode Island
Economy Fire And Casualty Company	22926	Illinois
Economy Preferred Insurance Company	38067	Illinois
Economy Premier Assurance Company	40649	Illinois
Farmers Casualty Insurance Company	40169	Rhode Island
Farmers Direct Property And Casualty Insurance Company	25321	Rhode Island
Farmers Group Property And Casualty Insurance Company	34339	Rhode Island
Farmers Lloyds Insurance Company of Texas	13938	Texas

**Represents a reinsurance company within NAIC Code "0212", which assumes 100% of its business from Farmers Insurance Group entities, with NAIC Group Code: "0069" per terms of reinsurance agreements and combines its statutory results with the Farmers Exchanges.*

For more details on ownership, see Schedule Y.

H. Amount Deducted for Investment in Upstream Company

NOTES TO FINANCIAL STATEMENTS

No significant changes to disclose since the most recently filed annual statement.

I. Detail of Investments in Affiliates Greater than 10% of Admitted Assets

No significant changes to disclose since the most recently filed annual statement.

J. Write downs for Impairment of Investment in Affiliates

No significant changes to disclose since the most recently filed annual statement.

K. Foreign Insurance Subsidiary Valued Using CARVM

No significant changes to disclose since the most recently filed annual statement.

L. Downstream Holding Company Valued Using Look-Through Method

No significant changes to disclose since the most recently filed annual statement.

M. All SCA Investments

No significant changes to disclose since the most recently filed annual statement.

N. Investment in Insurance SCAs

No significant changes to disclose since the most recently filed annual statement.

O. SCA or SSAP 48 Entity Loss Tracking

No significant changes to disclose since the most recently filed annual statement.

11. DEBT

A. Debt

Not Applicable.

B. FHLB (Federal Home Loan Bank) Agreements

- (1) FIE is a member of the Federal Home Loan Bank (FHLB) of San Francisco. Through its membership, FIE has conducted business activity (borrowings) with the FHLB. It is part of FIE's strategy to utilize these funds as backup liquidity. FIE has determined the actual/estimated maximum borrowing capacity as \$819,270,800. FIE's calculated this amount in accordance with the FHLB of San Francisco's total financing availability.

NOTES TO FINANCIAL STATEMENTS

(2) FHLB Capital Stock

a. Aggregate Totals

	1 Total 2+3	2 General Account	3 Protected Cell Accounts
1. Current Year			
(a) Membership Stock - Class A	-	-	-
(b) Membership Stock - Class B	15,000,000	15,000,000	-
(c) Activity Stock	-	-	-
(d) Excess Stock	-	-	-
(e) Aggregate Total (a+b+c+d)	<u>15,000,000</u>	<u>15,000,000</u>	<u>-</u>
(f) Actual or Estimated Borrowing Capacity as Determined by the Insurer	<u>819,270,800</u>	XXX	XXX
2. Prior Year-end			
(a) Membership Stock - Class A	-	-	-
(b) Membership Stock - Class B	15,000,000	15,000,000	-
(c) Activity Stock	-	-	-
(d) Excess Stock	-	-	-
(e) Aggregate Total (a+b+c+d)	<u>15,000,000</u>	<u>15,000,000</u>	<u>-</u>
(f) Actual or Estimated Borrowing Capacity as Determined by the Insurer	<u>770,589,950</u>	XXX	XXX

b. Membership Stock (Class A and B) Eligible and Not Eligible for Redemption

Membership Stock	1 Current Year Total (2+3+4+5+6)	2 Not Eligible for Redemption	Eligible for Redemption			
			3 Less Than 6 Months	4 6 Months to Less than 1 Year	5 1 to Less Than 3 Years	6 3 to 5 Years
1. Class A	-	-	-	-	-	-
2. Class B	<u>15,000,000</u>	<u>15,000,000</u>	-	-	-	-

NOTES TO FINANCIAL STATEMENTS

(3) Collateral Pledged to FHLB

a. Amount pledged as of Reporting Date

	1 Fair Value	2 Carrying Value	3 Aggregate Total Borrowing
1. Current Year Total General and Protected Cell Accounts Total Collateral Pledged (Lines 2+3)	-	-	-
2. Current Year General Account Total Collateral Pledged	-	-	-
3. Current Year Protected Cell Accounts Total Collateral Pledged	-	-	-
4. Prior Year-end Total General and Protected Cell Accounts Total Collateral Pledged	-	-	-

b. Maximum Amount Pledged During Reporting Period

	1 Fair Value	2 Carrying Value	3 Amount Borrowed at Time of Max Collateral
1. Current Year Total General and Protected Cell Accounts Maximum Collateral Pledged (Lines 2+3)	-	-	-
2. Current Year General Account Maximum Collateral Pledged	-	-	-
3. Current Year Protected Cell Accounts Maximum Collateral Pledged	-	-	-
4. Prior Year-end Total General and Protected Cell Accounts Maximum Collateral Pledged	-	-	-

(4) Borrowing from FHLB

a. Amount as of the Reporting Date

	1 Total 2+3	2 General Account	3 Protected Cell Account	4 Funding Agreements Reserves Establish
1. Current Year				
(a) Debt	-	-	-	XXX
(b) Funding Agreements	-	-	-	
(c) Other	-	-	-	XXX
(d) Aggregate Total (a+b+c)	-	-	-	
2. Prior Year-end				
(a) Debt	-	-	-	XXX
(b) Funding Agreements	-	-	-	
(c) Other	-	-	-	XXX
(d) Aggregate Total (a+b+c)	-	-	-	

b. Maximum Amount during Reporting Period (Current Year)

	1 Total 2+3	2 General Account	3 Protected Cell Account
1. Debt	-	-	-
2. Funding Agreements	-	-	-
3. Other	-	-	-
4. Aggregate Total (Lines 1+2+3)	-	-	-

c. FHLB - Prepayment Obligations

Does the company have prepayment obligations obligations under the following arrangements (YES/NO)?

1. Debt	NO
2. Funding Agreements	NO
3. Other	NO

NOTES TO FINANCIAL STATEMENTS

12. RETIREMENT PLANS, DEFERRED COMPENSATION, POSTEMPLOYMENT BENEFITS AND COMPENSATED ABSENCES AND OTHER POSTRETIREMENT BENEFIT PLANS

A. Defined Benefit Plans

Postretirement Benefits

(1) - (3) No significant changes to disclose since the most recently filed annual statement.

(4) Components of net periodic cost

		Postretirement Benefits	
		2023	2022
a.	Service cost	5,661,411	7,604,741
b.	Interest cost	2,135,550	4,271,100
c.	Expected return on plan assets	-	-
d.	Transition asset or obligation	-	-
e.	Gains and losses	-	-
f.	Prior service cost or credit	-	(332,551)
g.	Gain or loss recognized due to a settlement or curtailment	-	-
h.	Total net periodic benefit cost	7,796,961	11,543,290

(5) - (18) No significant changes to disclose since the most recently filed annual statement.

B. Description of Investment Policies

Not Applicable.

C. Fair Value of Plan Assets

Not Applicable.

D. Rate of Return Assumptions

Not Applicable.

E. Defined Contribution Plans

Not Applicable.

F. Multi-employer Plans

Not Applicable.

G. Consolidated/Hing Company Plans

Pension Plan

No significant changes to disclose since the most recently filed annual statement.

Short Term Incentive Program

No significant changes to disclose since the most recently filed annual statement.

401(k) Savings Plan

No significant changes to disclose since the most recently filed annual statement.

Executive Savings Plan ("ESP")

No significant changes to disclose since the most recently filed annual statement.

H. Postemployment Benefits and Compensated Absences

No significant changes to disclose since the most recently filed annual statement.

NOTES TO FINANCIAL STATEMENTS

I. Impact of Medicare Modernization Act on Postretirement Benefits

Not Applicable.

13. CAPITAL AND SURPLUS, DIVIDEND RESTRICTIONS AND QUASI-REORGANIZATIONS

No significant changes to disclose since the most recently filed annual statement.

14. LIABILITIES, CONTINGENCIES AND ASSESSMENTS

A. Contingent Commitments

As of June 30, 2023, FIE had remaining commitments of \$476,207, \$61,200, \$788,288, and \$74,533,558 related to Impact Community Capital, Impact Huntington Equity, Impact Huntington Member Loan, and Impact Revolving Member Loan, respectively.

B. Assessments

No significant changes to disclose since the most recently filed annual statement.

C. Gain Contingencies

None.

D. Claims Related Extra Contractual Obligation and Bad Faith Losses Stemming from Lawsuits

No significant changes to disclose since the most recently filed annual statement.

E. Product Warranties

Not applicable.

F. Joint and Several Liabilities

Not applicable.

G. All Other Contingencies

Litigation

Certain of the Farmers' companies are defendants in certain lawsuits arising in the normal course of business, which are in various stages of development. Some of these matters seek punitive as well as compensatory damages. While it is not possible to predict the outcome of these matters with certainty, management believes that their ultimate disposition will not have a material effect on FIE's financial position or results of operations. In addition, certain of the Farmers' companies are, from time to time, involved as parties in various governmental and administrative proceedings.

California Earthquake Authority

No significant changes to disclose since the most recently filed annual statement.

Revolving Credit Facility Framework Agreement

No significant changes to disclose since the most recently filed annual statement.

Federal Home Loan Bank Revolving Facility

No significant changes to disclose since the most recently filed annual statement.

Structured Settlements

No significant changes to disclose since the most recently filed annual statement.

15. LEASES

A. Lessee Operating Leases

No significant changes to disclose since the most recently filed annual statement.

NOTES TO FINANCIAL STATEMENTS

B. Lessor Leases

Not applicable.

16. INFORMATION ABOUT FINANCIAL INSTRUMENTS WITH OFF-BALANCE SHEET RISK AND FINANCIAL INSTRUMENTS WITH CONCENTRATIONS OF CREDIT RISK

Not applicable.

17. SALE, TRANSFER AND SERVICING OF FINANCIAL ASSETS AND EXTINGUISHMENTS OF LIABILITIES

A. Transfers of Receivables Reported as Sales

Not applicable.

B. Transfer and Servicing of Financial Assets

Not applicable.

C. Wash Sales

FIE had no wash sale transactions in the periods presented that require disclosure.

18. GAIN OR LOSS TO THE REPORTING ENTITY FROM UNINSURED PLANS AND THE UNINSURED PORTION OF PARTIALLY INSURED PLANS

A. ASO Plans

Not applicable.

B. ASC Plans

Not applicable.

C. Medicare or Similarly Structured Cost Based Reimbursement Contract

Not applicable.

19. DIRECT PREMIUM WRITTEN/PRODUCED BY MANAGING GENERAL AGENTS/THIRD PARTY ADMINISTRATORS

Not applicable.

20. FAIR VALUE MEASUREMENTS

A. Inputs Used For Assets Measured At Fair Value

(1) Fair Value Measurements by Levels 1, 2 and 3

FIE has categorized its assets that are measured at fair value into the three-level fair value hierarchy as reflected in the table below.

Level 1 - are liquid investments traded in active markets and valued based on unadjusted quoted prices. Assets in this category are preferred and common stock securities.

Level 2 - The securities that fall into this category are bonds, preferred stocks, common stocks and call options which are not exchange traded. These securities are valued based upon models with observable inputs - for example market interest rates, credit spreads etc. They may have been determined by independent pricing services using observable inputs.

Level 3 - are investments valued based upon models with "significant" non-observable inputs (assumptions). Such assumptions can be about loss severities, prepayment speed, interest rate volatilities, earnings forecast, comparable sales, etc.

NOTES TO FINANCIAL STATEMENTS

(1)	(2)	(3)	(4)	(5)	(6)
Description for each class of asset or liability	Level 1	Level 2	Level 3	Total	Net Asset Value (NAV)
a. Assets at Fair Value					
Perpetual Preferred stock					
Industrial and Misc	-	-	-	-	-
Parent, Subsidiaries and Affiliates	-	-	-	-	-
Total Perpetual Preferred Stocks	\$ -	\$ -	\$ -	\$ -	\$ -
Bonds					
U.S. Governments	-	-	-	-	-
Industrial and Misc	-	50,736,581	-	50,736,581	-
Hybrid Securities	-	-	-	-	-
Parent, Subsidiaries and Affiliates	-	-	-	-	-
Total Bonds	\$ -	\$ 50,736,581	\$ -	\$ 50,736,581	\$ -
Common Stock					
Industrial and Misc	213,553,050	15,000,000	272,468	228,825,518	-
Parent, Subsidiaries and Affiliates	-	-	-	-	-
Total Common Stocks	\$ 213,553,050	\$ 15,000,000	\$ 272,468	\$ 228,825,518	\$ -
Derivatives					
Warrants	-	-	-	-	-
Total Derivatives	\$ -	\$ -	\$ -	\$ -	\$ -
Joint Venture Interest Other	-	-	-	-	-
Total Assets at Fair Value	\$ 213,553,050	\$ 65,736,581	\$ 272,468	\$ 279,562,099	\$ -

(2) Rollforward of Level 3

	(1)	(2)	(3)	(4)	(5)	(6)	(7)	(8)	(9)	(12)
	Balance at 01/01/23	Transfers into Level 3	Transfers out of Level 3	Total Gains / (Losses) included in Net Income	Total Gains / (Losses) included in Surplus	Purchases	Issuances	Sales	Settlements	Balance at 06/30/23
Residential mortgage backed securities	\$ 670,261	\$ -	\$ (633,220)	\$ (90,368)	\$ 73,346	\$ 723,332	\$ -	\$ (743,351)	-	\$ -
Commercial mortgage backed securities	-	-	-	-	-	-	-	-	-	-
Asset backed securities	-	-	-	-	-	-	-	-	-	-
Other Bonds	-	-	-	-	-	-	-	-	-	-
Preferred Stock	-	-	-	-	-	-	-	-	-	-
Common Stock	290,421	-	-	-	(17,953)	-	-	-	-	272,468
Joint Venture Interest Other	-	-	-	-	-	-	-	-	-	-
Total	\$ 960,682	\$ -	\$ (633,220)	\$ (90,368)	\$ 55,393	\$ 723,332	\$ -	\$ (743,351)	\$ -	\$ 272,468

(3) Policy on Transfers In and Out of Level 3

At the end of each reporting period, FIE evaluates whether or not any event has occurred or circumstances have changed that would cause an investment to be transferred in or out of Level 3.

(4) Inputs and Techniques Used for Level 2 and Level 3 Fair Values

Bonds carried at fair value categorized as Level 2 were valued using a market approach. These valuations were determined to be Level 2 valuations as quoted markets prices for similar instruments in an active market were utilized. This was accomplished by the use of matrix pricing. Matrix pricing takes quoted prices of bonds with similar features that are inputs into the analysis included duration, credit quality, tax status and call and sinking fund features.

Common stocks carried at fair value categorized as Level 2 were valued using a market approach. These valuations were determined to be Level 2 valuations because quoted markets prices for identical instruments trading in an inactive market were utilized. When an equity instrument is illiquid due to limited trading activity, the use of quoted markets prices for identical instruments was determined by FIE to be the most reliable method to determine fair value.

(5) Derivative fair values

None.

B. Other Fair Value Disclosures

None.

C. Fair Values for All Financial Instruments by Levels 1, 2 and 3

The table below reflects the fair values and admitted values of all admitted assets and liabilities that are financial instruments excluding those accounted for under the equity method (subsidiaries, joint ventures and ventures). The fair values are also categorized into the three-level fair value hierarchy as described above in Note 20A:

NOTES TO FINANCIAL STATEMENTS

(1)	(2)	(3)	(4)	(5)	(6)	(7)	(8)
Type of Financial Instrument	Aggregate Fair Value	Admitted Assets	Level 1	Level 2	Level 3	Net Asset Value (NAV)	Not Practicable (Carrying Value)
a. Assets at Fair Value							
Bonds	\$ 4,399,803,109	\$ 4,661,916,278	\$ -	\$ 4,298,227,632	\$ 101,575,477	\$ -	\$ -
Preferred Stock	-	-	-	-	-	-	-
Common Stock	228,825,518	228,825,528	213,553,050	15,000,000	272,468	-	-
Real Estate	-	-	-	-	-	-	-
Cash, Cash Equivalents and Short-Term	807,256,574	807,391,984	718,737,966	88,518,608	-	-	-
Receivable for Securities	1,641,693	1,641,693	1,641,693	-	-	-	-
Derivative Instruments	-	-	-	-	-	-	-
Securities Lending	-	-	-	-	-	-	-
Mortgage Loans - Unaffiliated	127,768,760	135,783,213	-	-	127,768,760	-	-
Mortgage Loan Joint Venture Interest-Unaffiliated	-	-	-	-	-	-	-
Joint Venture Loans and Interest	1,671,497	1,857,139	-	-	1,671,497	-	-
Surplus Debentures, etc - Affiliated	168,965,842	200,000,000	-	-	168,965,842	-	-
Other Class Unaffiliated	-	-	-	-	-	-	-
Fixed or Variable Rate - Bonds - Unaffiliated	-	-	-	-	-	-	-
Total Assets at Fair Value	\$ 5,735,932,993	\$ 6,037,415,835	\$ 933,932,708	\$ 4,401,746,240	\$ 400,254,044	\$ -	\$ -
b. Liabilities at Fair Value							
Payable for securities	6,531,036	6,531,036	6,531,036	-	-	-	-
Total Liabilities at Fair Value	\$ 6,531,036	\$ 6,531,036	\$ 6,531,036	\$ -	\$ -	\$ -	\$ -

D. Not Practicable to Estimate Fair Values

None.

E. Investments Measured at Net Asset Value (“NAV”)

None.

21. OTHER ITEMS**A. Unusual or Infrequent Items****Coronavirus Pandemic (“COVID-19”)**

In mid-December 2022, the California Department of Insurance (the “Department”) requested that Coast National Insurance Company, Farmers Insurance Exchange, Truck Insurance Exchange, and Mid-Century Insurance Company refund additional premium to private passenger auto policyholders due to changes in driving behaviors during the pandemic. The companies disputed the Department’s authority to request refunds and the amount of the refunds. Coast National Insurance Company negotiated with the Department and agreed to refund an additional \$2,959,715 on January 27, 2023, which is reflected in the accompanying financial statements. An agreement has been reached for Farmers Insurance Exchange, Truck Insurance Exchange, and Mid-Century Insurance Company in the amount of \$14,483,973. An accrual was recorded in the March 2023 financial results of these entities and payments to policyholders are expected to be completed by the first quarter of 2024.

B. Troubled Debt Restructuring: Debtors

Not applicable.

C. Other Disclosures

NOTES TO FINANCIAL STATEMENTS

All Lines Quota Share Reinsurance Agreement

No significant changes to disclose since the most recently filed annual statement.

Ride Share Services ("Uber Business")

Effective March 1, 2023, in 16 states and the District of Columbia, Uber USA, LLC, Rasier, LLC, Portier, LLC and Schleuder, LLC (collectively, "Uber") has agreed to indemnify and reimburse Farmers Insurance Exchange ("FIE") and its affiliated insurers for 90% of all losses, loss adjustment expenses and program expenses arising under the policies issued by FIE and its affiliates, pursuant to an indemnity agreement entered into among FIE, Uber and Aleka Insurance, Inc. ("Aleka"). Aleka, an Uber affiliate, guarantees the payment and performance of Uber's indemnification obligations to FIE and posts collateral as security for its obligations. FIE accepts 10% of the losses, loss adjustment expenses and program expenses on a direct basis. In the remaining 5 states (Idaho, Montana, New Mexico, Utah and Wyoming), which were added effective March 1, 2023, losses in these states are 100 percent reinsured by Aleka pursuant to a reinsurance agreement.

Commercial Automobile Quota Share Reinsurance Agreement

No significant changes to disclose since the most recently filed annual statement.

Odyssey Homeowners and Specialty Line Quota Share Reinsurance Agreement

No significant changes to disclose since the most recently filed annual statement.

Catastrophe Bond

No significant changes to disclose since the most recently filed annual statement.

Litigation

No significant changes to disclose since the most recently filed annual statement.

Farmers Agency Force Deferred Compensation Plan

NOTES TO FINANCIAL STATEMENTS

No significant changes to disclose since the most recently filed annual statement.

Business Owned Life Insurance

No significant changes to disclose since the most recently filed annual statement.

Insurance-Company Owned Life Insurance

No significant changes to disclose since the most recently filed annual statement.

Affiliates Repurchase of Surplus Notes

No significant changes to disclose since the most recently filed annual statement.

Agents Subsidy Program

No significant changes to disclose since the most recently filed annual statement.

Additional Schedule P Data

No significant changes to disclose since the most recently filed annual statement.

21st Century Advantage Company

On April 1, 2023, the 21st North America Insurance Company, a downstream direct subsidiary of the Mid-Century Insurance Company, sold 100% of its ownership interest in the 21st Century Advantage Insurance Company ("21CADV"), a Minnesota domiciled company, to Continental Casualty Company, an Illinois domiciled company, for \$16.4 million. The sale was approved by the Minnesota Department of Commerce. Following the acquisition, 21CADV was renamed Bantry Insurance Company and redomesticated from the State of Minnesota to the State of Illinois.

D. Business Interruption Insurance Recoveries

None.

E. State Transferable and Non-transferable Tax Credits

None.

F. Subprime-Mortgage-Related Risk Exposure

(1) Generally, direct and indirect subprime exposures were identified based upon consideration of the following types of features: 1) Interest rate above prime to borrowers that did not qualify for prime rate loans. 2) Borrowers with low credit ratings (FICO scores). 3) Interest only or negative amortizing loans. 4) Unconventionally high initial loan-to-value ratios. 5) Unusually low initial payments based on a fixed introductory rate that expires after a short initial period and then adjusts to an unusually high rate based upon a variable index rate plus a margin. 6) Borrowers with less than conventional documentation of their income and/or net assets. 7) Very high or no limits on how much the payment amount or the interest rate may increase or reset periods. 8) Include substantial prepayment penalties and or prepayment penalties that extend beyond the initial interest rate adjustment.

(2) FIE does not have direct exposure through investments in subprime mortgage loans.

NOTES TO FINANCIAL STATEMENTS

(3) FIE has the following direct exposure through other investments as of June 30, 2023:

	Actual Cost	Book Adjusted Carrying Value	Fair Value	Other-than- temporary impairment
a. Residential mortgage backed securities	\$ 2,788	\$ 2,790	\$ 2,755	-
b. Commercial mortgage backed securities	-	-	-	-
c. Collateralized debt obligations	-	-	-	-
d. Structured securities	-	-	-	-
e. Equity investments in SCAs	-	-	-	-
f. Other assets	-	-	-	-
g. Total	\$ 2,788	\$ 2,790	\$ 2,755	\$ -

(4) FIE does not have underwriting exposure to subprime mortgage risk through Mortgage Guaranty or Financial Guaranty insurance coverage.

G. Insurance-Linked Securities (ILS) Contracts

Not applicable.

H. The Amount That Could Be Realized on Life Insurance Where the Reporting Entity is Owner and Beneficiary or Has Otherwise Obtained Rights to Control the Policy

No significant changes to disclose since the most recently filed annual statement.

22. EVENTS SUBSEQUENT

Subsequent events have been considered through August 10, 2023 for these statutory financial statements, which were issued on August 15, 2023.

23. REINSURANCE**A. Unsecured Reinsurance Recoverables**

No significant changes to disclose since the most recently filed annual statement.

B. Reinsurance Recoverable in Dispute

No significant changes to disclose since the most recently filed annual statement.

C. Reinsurance Assumed and Ceded

(1) No significant changes to disclose since the most recently filed annual statement.

(2) No significant changes to disclose since the most recently filed annual statement.

(3) Not applicable.

D. Uncollectible Reinsurance

None.

E. Commutation of Ceded Reinsurance

None.

NOTES TO FINANCIAL STATEMENTS

F. Retroactive Reinsurance

None.

G. Reinsurance Accounted for as a Deposit

None.

H. Disclosures for the Transfer of Property and Casualty Run-off Agreements

None.

I. Certified Reinsurer Rating Downgraded or Status Subject to Revocation

None.

J. Reinsurance Agreements Qualifying for Reinsurer Aggregation

Not applicable.

K. Reinsurance Credit

No significant changes to disclose since the most recently filed annual statement.

24. RETROSPECTIVELY RATED CONTRACTS AND CONTRACTS SUBJECT TO REDETERMINATION

(A-E) No significant changes to disclose since the most recently filed annual statement.

(F) Not applicable.

25. CHANGE IN INCURRED LOSSES AND LOSS ADJUSTMENT EXPENSES

A. Incurred losses and loss adjustment expenses attributable to insured events of prior years have decreased by \$91.6 million as of June 30, 2023, as a result of re-estimation of unpaid losses and loss adjustment expenses principally on the private passenger auto, commercial auto and workers compensation lines of insurance. This was partially offset by an increase in special property, auto physical damage and homeowners lines of insurance. This decrease is generally the result of ongoing analysis of recent loss development trends. Original estimates are increased and decreased as additional information becomes known regarding individual claims.

B. FIE made no significant changes in methodology or assumptions used in calculating liabilities for unpaid losses and loss adjustment expenses in 2023.

26. INTERCOMPANY POOLING ARRANGEMENTS

No significant changes to disclose since the most recently filed annual statement.

27. STRUCTURED SETTLEMENTS

No significant changes to disclose since the most recently filed annual statement.

28. HEALTH CARE RECEIVABLES

Not applicable.

29. PARTICIPATING POLICIES

Not applicable.

30. PREMIUM DEFICIENCY RESERVES

No significant changes to disclose since the most recently filed annual statement.

31. HIGH DEDUCTIBLES

Not applicable.

NOTES TO FINANCIAL STATEMENTS

32. DISCOUNTING OF LIABILITIES FOR UNPAID LOSSES OR UNPAID LOSS ADJUSTMENT EXPENSES

No significant changes to disclose since the most recently filed annual statement.

33. ASBESTOS/ENVIRONMENTAL RESERVES

No significant changes to disclose since the most recently filed annual statement.

34. SUBSCRIBER SAVINGS ACCOUNTS

None.

35. MULTIPLE PERIL CROP INSURANCE

Not applicable.

36. FINANCIAL GUARANTY INSURANCE

Not applicable.

STATEMENT AS OF JUNE 30, 2023 OF THE FARMERS INSURANCE EXCHANGE
GENERAL INTERROGATORIES

PART 1 - COMMON INTERROGATORIES

GENERAL

- 1.1 Did the reporting entity experience any material transactions requiring the filing of Disclosure of Material Transactions with the State of Domicile, as required by the Model Act? Yes [] No [X]
- 1.2 If yes, has the report been filed with the domiciliary state? Yes [] No []
- 2.1 Has any change been made during the year of this statement in the charter, by-laws, articles of incorporation, or deed of settlement of the reporting entity? Yes [] No [X]
- 2.2 If yes, date of change:
- 3.1 Is the reporting entity a member of an Insurance Holding Company System consisting of two or more affiliated persons, one or more of which is an insurer? Yes [X] No []
 If yes, complete Schedule Y, Parts 1 and 1A.
- 3.2 Have there been any substantial changes in the organizational chart since the prior quarter end? Yes [] No [X]
- 3.3 If the response to 3.2 is yes, provide a brief description of those changes.

- 3.4 Is the reporting entity publicly traded or a member of a publicly traded group? Yes [] No [X]
- 3.5 If the response to 3.4 is yes, provide the CIK (Central Index Key) code issued by the SEC for the entity/group.
- 4.1 Has the reporting entity been a party to a merger or consolidation during the period covered by this statement? Yes [] No [X]
- 4.2 If yes, provide the name of the entity, NAIC Company Code, and state of domicile (use two letter state abbreviation) for any entity that has ceased to exist as a result of the merger or consolidation.

1 Name of Entity	2 NAIC Company Code	3 State of Domicile

5. If the reporting entity is subject to a management agreement, including third-party administrator(s), managing general agent(s), attorney-in-fact, or similar agreement, have there been any significant changes regarding the terms of the agreement or principals involved? Yes [] No [X] N/A []
 If yes, attach an explanation.

- 6.1 State as of what date the latest financial examination of the reporting entity was made or is being made. 12/31/2021
- 6.2 State the as of date that the latest financial examination report became available from either the state of domicile or the reporting entity. This date should be the date of the examined balance sheet and not the date the report was completed or released. 12/31/2017
- 6.3 State as of what date the latest financial examination report became available to other states or the public from either the state of domicile or the reporting entity. This is the release date or completion date of the examination report and not the date of the examination (balance sheet date). 06/28/2019
- 6.4 By what department or departments?
 California Department of Insurance
- 6.5 Have all financial statement adjustments within the latest financial examination report been accounted for in a subsequent financial statement filed with Departments? Yes [] No [] N/A [X]
- 6.6 Have all of the recommendations within the latest financial examination report been complied with? Yes [] No [] N/A [X]
- 7.1 Has this reporting entity had any Certificates of Authority, licenses or registrations (including corporate registration, if applicable) suspended or revoked by any governmental entity during the reporting period? Yes [] No [X]
- 7.2 If yes, give full information:

- 8.1 Is the company a subsidiary of a bank holding company regulated by the Federal Reserve Board? Yes [] No [X]
- 8.2 If response to 8.1 is yes, please identify the name of the bank holding company.

- 8.3 Is the company affiliated with one or more banks, thrifts or securities firms? Yes [X] No []
- 8.4 If response to 8.3 is yes, please provide below the names and location (city and state of the main office) of any affiliates regulated by a federal regulatory services agency [i.e. the Federal Reserve Board (FRB), the Office of the Comptroller of the Currency (OCC), the Federal Deposit Insurance Corporation (FDIC) and the Securities Exchange Commission (SEC)] and identify the affiliate's primary federal regulator.

1 Affiliate Name	2 Location (City, State)	3 FRB	4 OCC	5 FDIC	6 SEC
BFP Securities, LLC	St. Louis, MissouriYES...
Farmers Financial Solutions, LLC	Westlake Village, CaliforniaYES...

STATEMENT AS OF JUNE 30, 2023 OF THE FARMERS INSURANCE EXCHANGE
GENERAL INTERROGATORIES

- 9.1 Are the senior officers (principal executive officer, principal financial officer, principal accounting officer or controller, or persons performing similar functions) of the reporting entity subject to a code of ethics, which includes the following standards? Yes [X] No []
- (a) Honest and ethical conduct, including the ethical handling of actual or apparent conflicts of interest between personal and professional relationships;
- (b) Full, fair, accurate, timely and understandable disclosure in the periodic reports required to be filed by the reporting entity;
- (c) Compliance with applicable governmental laws, rules and regulations;
- (d) The prompt internal reporting of violations to an appropriate person or persons identified in the code; and
- (e) Accountability for adherence to the code.
- 9.11 If the response to 9.1 is No, please explain:
- 9.2 Has the code of ethics for senior managers been amended? Yes [] No [X]
- 9.21 If the response to 9.2 is Yes, provide information related to amendment(s).
- 9.3 Have any provisions of the code of ethics been waived for any of the specified officers? Yes [] No [X]
- 9.31 If the response to 9.3 is Yes, provide the nature of any waiver(s).

FINANCIAL

- 10.1 Does the reporting entity report any amounts due from parent, subsidiaries or affiliates on Page 2 of this statement? Yes [X] No []
- 10.2 If yes, indicate any amounts receivable from parent included in the Page 2 amount: \$

INVESTMENT

- 11.1 Were any of the stocks, bonds, or other assets of the reporting entity loaned, placed under option agreement, or otherwise made available for use by another person? (Exclude securities under securities lending agreements.) Yes [] No [X]
- 11.2 If yes, give full and complete information relating thereto:
12. Amount of real estate and mortgages held in other invested assets in Schedule BA: \$
13. Amount of real estate and mortgages held in short-term investments: \$
- 14.1 Does the reporting entity have any investments in parent, subsidiaries and affiliates? Yes [X] No []
- 14.2 If yes, please complete the following:

	1 Prior Year-End Book/Adjusted Carrying Value	2 Current Quarter Book/Adjusted Carrying Value
14.21 Bonds	\$	\$
14.22 Preferred Stock	\$	\$
14.23 Common Stock	\$ 7,453,393,004	\$ 7,409,367,629
14.24 Short-Term Investments	\$	\$
14.25 Mortgage Loans on Real Estate	\$	\$
14.26 All Other	\$	\$
14.27 Total Investment in Parent, Subsidiaries and Affiliates (Subtotal Lines 14.21 to 14.26)	\$ 7,453,393,004	\$ 7,409,367,629
14.28 Total Investment in Parent included in Lines 14.21 to 14.26 above	\$	\$

- 15.1 Has the reporting entity entered into any hedging transactions reported on Schedule DB? Yes [] No [X]
- 15.2 If yes, has a comprehensive description of the hedging program been made available to the domiciliary state? Yes [] No [] N/A [X]
 If no, attach a description with this statement.
16. For the reporting entity's security lending program, state the amount of the following as of the current statement date:
- 16.1 Total fair value of reinvested collateral assets reported on Schedule DL, Parts 1 and 2. \$
- 16.2 Total book/adjusted carrying value of reinvested collateral assets reported on Schedule DL, Parts 1 and 2 \$
- 16.3 Total payable for securities lending reported on the liability page. \$

STATEMENT AS OF JUNE 30, 2023 OF THE FARMERS INSURANCE EXCHANGE
GENERAL INTERROGATORIES

17. Excluding items in Schedule E - Part 3 - Special Deposits, real estate, mortgage loans and investments held physically in the reporting entity's offices, vaults or safety deposit boxes, were all stocks, bonds and other securities, owned throughout the current year held pursuant to a custodial agreement with a qualified bank or trust company in accordance with Section 1, III - General Examination Considerations, F. Outsourcing of Critical Functions, Custodial or Safekeeping Agreements of the NAIC Financial Condition Examiners Handbook? Yes [X] No []
- 17.1 For all agreements that comply with the requirements of the NAIC Financial Condition Examiners Handbook, complete the following:

1 Name of Custodian(s)	2 Custodian Address
JP Morgan Bank & Trust Company, N.A.	560 Mission ST, San Francisco, CA 94105

- 17.2 For all agreements that do not comply with the requirements of the NAIC Financial Condition Examiners Handbook, provide the name, location and a complete explanation:

1 Name(s)	2 Location(s)	3 Complete Explanation(s)

- 17.3 Have there been any changes, including name changes, in the custodian(s) identified in 17.1 during the current quarter? Yes [] No [X]

- 17.4 If yes, give full information relating thereto:

1 Old Custodian	2 New Custodian	3 Date of Change	4 Reason

- 17.5 Investment management – Identify all investment advisors, investment managers, broker/dealers, including individuals that have the authority to make investment decisions on behalf of the reporting entity. For assets that are managed internally by employees of the reporting entity, note as such. ["...that have access to the investment accounts"; "...handle securities"]

1 Name of Firm or Individual	2 Affiliation
DWS Investment Management Americas, Inc.	U.....
Prudential Private Placement Investors, LP.	U.....
Allspring Global Investments	U.....
Clarion Partners	U.....
Barings LLC	U.....
MetLife Investment Management, LLC	U.....

- 17.5097 For those firms/individuals listed in the table for Question 17.5, do any firms/individuals unaffiliated with the reporting entity (i.e. designated with a "U") manage more than 10% of the reporting entity's invested assets?..... Yes [X] No []

- 17.5098 For firms/individuals unaffiliated with the reporting entity (i.e. designated with a "U") listed in the table for Question 17.5, does the total assets under management aggregate to more than 50% of the reporting entity's invested assets?..... Yes [] No [X]

- 17.6 For those firms or individuals listed in the table for 17.5 with an affiliation code of "A" (affiliated) or "U" (unaffiliated), provide the information for the table below.

1 Central Registration Depository Number	2 Name of Firm or Individual	3 Legal Entity Identifier (LEI)	4 Registered With	5 Investment Management Agreement (IMA) Filed
104518	DWS Investment Management Americas, Inc.	CZ83K4EEE8QVCT3B128	U.S. Securities and Exchange Commission	NO.....
106442	Prudential Private Placement Investors LP.	U.S. Securities and Exchange Commission	NO.....
104973	Allspring Global Investments	549300B3H21002L85190	U.S. Securities and Exchange Commission	NO.....
108803	Clarion Partners	U.S. Securities and Exchange Commission	NO.....
106006	Barings LLC	ANDKRHQKPRRG4Q2KLR05	U.S. Securities and Exchange Commission	NO.....
142463	MetLife Investment Management, LLC	EAU072Q8FCR1S0XGYJ21	U.S. Securities and Exchange Commission	NO.....

- 18.1 Have all the filing requirements of the Purposes and Procedures Manual of the NAIC Investment Analysis Office been followed? Yes [X] No []

- 18.2 If no, list exceptions:

19. By self-designating 5GI securities, the reporting entity is certifying the following elements for each self-designated 5GI security:
a. Documentation necessary to permit a full credit analysis of the security does not exist or an NAIC CRP credit rating for an FE or PL security is not available.
b. Issuer or obligor is current on all contracted interest and principal payments.
c. The insurer has an actual expectation of ultimate payment of all contracted interest and principal.
Has the reporting entity self-designated 5GI securities? Yes [X] No []

20. By self-designating PLGI securities, the reporting entity is certifying the following elements of each self-designated PLGI security:
a. The security was purchased prior to January 1, 2018.
b. The reporting entity is holding capital commensurate with the NAIC Designation reported for the security.
c. The NAIC Designation was derived from the credit rating assigned by an NAIC CRP in its legal capacity as a NRSRO which is shown on a current private letter rating held by the insurer and available for examination by state insurance regulators.
d. The reporting entity is not permitted to share this credit rating of the PL security with the SVO.
Has the reporting entity self-designated PLGI securities? Yes [] No [X]

21. By assigning FE to a Schedule BA non-registered private fund, the reporting entity is certifying the following elements of each self-designated FE fund:
a. The shares were purchased prior to January 1, 2019.
b. The reporting entity is holding capital commensurate with the NAIC Designation reported for the security.
c. The security had a public credit rating(s) with annual surveillance assigned by an NAIC CRP in its legal capacity as an NRSRO prior to January 1, 2019.
d. The fund only or predominantly holds bonds in its portfolio.
e. The current reported NAIC Designation was derived from the public credit rating(s) with annual surveillance assigned by an NAIC CRP in its legal capacity as an NRSRO.
f. The public credit rating(s) with annual surveillance assigned by an NAIC CRP has not lapsed.
Has the reporting entity assigned FE to Schedule BA non-registered private funds that complied with the above criteria? Yes [] No [X]

STATEMENT AS OF JUNE 30, 2023 OF THE FARMERS INSURANCE EXCHANGE

GENERAL INTERROGATORIES

PART 2 - PROPERTY & CASUALTY INTERROGATORIES

1. If the reporting entity is a member of a pooling arrangement, did the agreement or the reporting entity's participation change? Yes [] No [X] N/A []
If yes, attach an explanation.

2. Has the reporting entity reinsured any risk with any other reporting entity and agreed to release such entity from liability, in whole or in part, from any loss that may occur on the risk, or portion thereof, reinsured? Yes [] No [X]
If yes, attach an explanation.

3.1 Have any of the reporting entity's primary reinsurance contracts been canceled? Yes [] No [X]

3.2 If yes, give full and complete information thereto.

4.1 Are any of the liabilities for unpaid losses and loss adjustment expenses other than certain workers' compensation tabular reserves (see Annual Statement Instructions pertaining to disclosure of discounting for definition of "tabular reserves") discounted at a rate of interest greater than zero? Yes [] No [X]

4.2 If yes, complete the following schedule:

			TOTAL DISCOUNT				DISCOUNT TAKEN DURING PERIOD			
1	2	3	4	5	6	7	8	9	10	11
Line of Business	Maximum Interest	Discount Rate	Unpaid Losses	Unpaid LAE	IBNR	TOTAL	Unpaid Losses	Unpaid LAE	IBNR	TOTAL
TOTAL										

5. Operating Percentages:

5.1 A&H loss percent %

5.2 A&H cost containment percent %

5.3 A&H expense percent excluding cost containment expenses %

6.1 Do you act as a custodian for health savings accounts? Yes [] No [X]

6.2 If yes, please provide the amount of custodial funds held as of the reporting date \$.....

6.3 Do you act as an administrator for health savings accounts? Yes [] No [X]

6.4 If yes, please provide the balance of the funds administered as of the reporting date \$.....

7. Is the reporting entity licensed or chartered, registered, qualified, eligible or writing business in at least two states? Yes [X] No []

7.1 If no, does the reporting entity assume reinsurance business that covers risks residing in at least one state other than the state of domicile of the reporting entity? Yes [] No []

STATEMENT AS OF JUNE 30, 2023 OF THE FARMERS INSURANCE EXCHANGE
SCHEDULE T - EXHIBIT OF PREMIUMS WRITTEN

Current Year to Date - Allocated by States and Territories

States, etc.	1 Active Status (a)	Direct Premiums Written		Direct Losses Paid (Deducting Salvage)		Direct Losses Unpaid		
		2 Current Year To Date	3 Prior Year To Date	4 Current Year To Date	5 Prior Year To Date	6 Current Year To Date	7 Prior Year To Date	
1. Alabama	AL	L	28,509,587	28,010,862	17,201,382	14,004,477	21,123,198	24,066,558
2. Alaska	AK	N						
3. Arizona	AZ	L	99,433,583	88,882,479	58,786,560	52,989,239	82,783,747	77,201,171
4. Arkansas	AR	L	26,155,717	25,046,507	31,539,778	22,088,211	45,481,605	32,610,181
5. California	CA	L	1,633,822,181	1,455,273,107	1,131,393,854	901,760,112	1,992,280,473	1,664,847,561
6. Colorado	CO	L	227,776,915	223,518,371	115,482,696	154,716,277	324,813,258	305,859,697
7. Connecticut	CT	L	289,006	305,227	93,818	107,069	295,703	186,801
8. Delaware	DE	L	413,376	1,898,614	458,951	533,911	2,322,170	1,887,280
9. District of Columbia	DC	L			4,437			
10. Florida	FL	L	37,692,152	45,862,892	30,837,946	25,900,631	79,705,142	77,194,591
11. Georgia	GA	L	121,619,485	285,415,242	150,960,918	111,693,434	304,658,399	246,425,234
12. Hawaii	HI	N						
13. Idaho	ID	L	23,011,647	19,012,726	13,214,412	11,432,746	19,105,317	15,401,378
14. Illinois	IL	L	69,783,088	73,004,306	54,105,381	45,084,107	84,144,623	71,567,578
15. Indiana	IN	L	16,441,082	22,913,701	12,350,273	10,371,640	25,423,334	20,774,930
16. Iowa	IA	L	10,345,119	10,479,104	7,525,547	5,206,241	12,367,731	10,010,238
17. Kansas	KS	L	39,721,930	38,139,792	14,734,083	15,243,431	19,539,197	26,930,574
18. Kentucky	KY	L	3,072,266	1,922,972	2,291,916	954,981	3,081,472	1,316,001
19. Louisiana	LA	L	2,346,318	1,477,613	994,348	515,762	1,588,998	843,751
20. Maine	ME	L	312,689	317,067	132,013	53,805	136,836	154,272
21. Maryland	MD	L	28,617,776	57,519,522	27,055,943	23,559,017	70,575,099	67,405,564
22. Massachusetts	MA	L					1	
23. Michigan	MI	L	72,563,753	76,255,787	64,315,124	54,391,499	678,869,448	665,149,109
24. Minnesota	MN	L	75,051,170	66,406,220	45,616,607	41,431,963	63,789,978	89,169,773
25. Mississippi	MS	L	627,645	422,376	350,067	221,865	530,339	207,128
26. Missouri	MO	L	69,101,897	82,323,587	47,517,910	39,782,188	73,977,148	70,146,230
27. Montana	MT	L	19,204,084	17,226,046	6,901,692	6,077,246	14,258,463	11,749,341
28. Nebraska	NE	L	17,817,777	18,762,335	8,354,069	7,246,017	12,711,734	30,582,732
29. Nevada	NV	L	125,093,913	204,488,775	92,592,236	69,951,221	230,381,562	173,341,894
30. New Hampshire	NH	L	4,924	5,293	150	(29)	3,693	3,664
31. New Jersey	NJ	L	19,971,452	21,673,859	14,117,692	15,530,325	58,587,906	63,710,990
32. New Mexico	NM	L	47,982,662	38,428,178	25,475,981	37,195,054	44,956,552	49,979,470
33. New York	NY	L	319,038	357,080	170,334	36,392	650,703	562,619
34. North Carolina	NC	L	(116)	186	(209)	(171)	691	2,397
35. North Dakota	ND	L	4,418,407	4,249,779	2,422,805	1,410,916	4,513,630	2,687,003
36. Ohio	OH	L	26,009,870	24,774,635	17,936,548	14,058,787	22,746,268	22,359,503
37. Oklahoma	OK	L	6,012,372	7,126,579	4,158,771	1,356,437	14,653,122	13,114,946
38. Oregon	OR	L	63,754,840	51,328,346	33,598,162	30,250,185	86,228,826	87,628,274
39. Pennsylvania	PA	L	20,732,018	95,721,946	23,071,509	30,640,678	100,542,363	99,561,912
40. Rhode Island	RI	L						
41. South Carolina	SC	L						
42. South Dakota	SD	L	10,947,459	9,448,303	3,538,881	6,144,975	5,847,224	22,499,458
43. Tennessee	TN	L	34,346,624	34,234,158	24,907,938	19,467,742	35,605,172	28,361,637
44. Texas	TX	L	37,564,584	43,995,920	21,809,315	19,722,482	72,244,459	72,123,609
45. Utah	UT	L	55,265,963	35,415,283	21,098,841	18,177,640	34,774,923	24,546,602
46. Vermont	VT	L						
47. Virginia	VA	L	17,509,910	49,620,944	11,771,652	6,977,534	53,913,228	45,298,901
48. Washington	WA	L	19,909,730	20,204,233	9,884,609	9,131,569	43,219,637	39,649,142
49. West Virginia	WV	L	210,051	502,442	(6,119)	36,273	604,337	401,535
50. Wisconsin	WI	L	9,253,822	8,122,256	4,523,266	5,660,832	9,752,310	18,685,476
51. Wyoming	WY	L	18,630,157	17,939,491	5,068,051	4,740,186	10,417,247	9,651,095
52. American Samoa	AS	N						
53. Guam	GU	N						
54. Puerto Rico	PR	N						
55. U.S. Virgin Islands	VI	N						
56. Northern Mariana Islands	MP	N						
57. Canada	CAN	N						
58. Aggregate Other Alien	OT	XXX						
59. Totals	XXX		3,141,667,924	3,308,034,139	2,158,360,136	1,835,854,897	4,763,207,261	4,285,857,803
DETAILS OF WRITE-INS								
58001.	XXX							
58002.	XXX							
58003.	XXX							
58998. Summary of remaining write-ins for Line 58 from overflow page	XXX							
58999. Totals (Lines 58001 through 58003 plus 58998)(Line 58 above)	XXX							

(a) Active Status Counts:

- | | | | |
|---|----|--|----|
| 1. L - Licensed or Chartered - Licensed insurance carrier or domiciled RRG..... | 49 | 4. Q - Qualified - Qualified or accredited reinsurer..... | 49 |
| 2. R - Registered - Non-domiciled RRGs..... | | 5. D - Domestic Surplus Lines Insurer (DSL) - Reporting entities authorized to write surplus lines in the state of domicile..... | |
| 3. E - Eligible - Reporting entities eligible or approved to write surplus lines in the state (other than their state of domicile - see DSL)..... | | 6. N - None of the above - Not allowed to write business in the state..... | 8 |
- Explanation of basis of allocation of premiums by States, etc. Premiums are assigned to the States in which the risk is located.

**SCHEDULE Y - INFORMATION CONCERNING ACTIVITIES OF INSURER
MEMBERS OF FARMERS INSURANCE GROUP
PART 1 - ORGANIZATIONAL CHART**

Company	FEIN	NAIC	Domiciled	Ownership	%
10433 Ella Blvd, LLC	83-0877980	N/A	DE	Mid-Century Insurance Company	100.00000
11930 Narcoossee Road, LLC	82-3606914	N/A	DE	Mid-Century Insurance Company	100.00000
12225 NE 60th Way, LLC	86-3957205	N/A	DE	Truck Insurance Exchange	100.00000
14001 Rosencrans Avenue, LLC	84-2794277	N/A	DE	Farmers Insurance Exchange	100.00000
145 Great Road, LLC	81-4674724	N/A	DE	Mid-Century Insurance Company	100.00000
17885 Von Karman, LLC	47-3820947	N/A	CA	Farmers Insurance Exchange	100.00000
201 Railroad Ave, LLC	82-2860816	N/A	DE	Farmers Insurance Exchange	100.00000
21st Century Casualty Company	95-4136306	36404	CA	21st Century Insurance Group	100.00000
21st Century Centennial Insurance Company	23-2044095	34789	PA	Mid-Century Insurance Company	100.00000
21st Century Insurance and Financial Services, Inc.	51-0283170	N/A	DE	Mid-Century Insurance Company	100.00000
21st Century Insurance Company	95-2565072	12963	CA	21st Century Insurance Group	100.00000
21st Century Insurance Group	95-1935264	N/A	DE	Mid-Century Insurance Company	100.00000
21st Century North America Insurance Company	13-3333609	32220	NY	Mid-Century Insurance Company	100.00000
21st Century Pinnacle Insurance Company	13-3922232	10710	NJ	21st Century North America Insurance Company	100.00000
21st Century Premier Insurance Company	22-1721971	20796	PA	21st Century Centennial Insurance Company	100.00000
2475 Mill Center Parkway, LLC	92-1475501	N/A	DE	Farmers Insurance Exchange	100.00000
2501 East Valley Road, LLC	82-2666461	N/A	DE	Fire Insurance Exchange	100.00000
280 Riverside Parkway, LLC	92-1508649	N/A	DE	Farmers Insurance Exchange	100.00000
3049 East Washburn Road, LLC	88-4349711	N/A	DE	Farmers Insurance Exchange	100.00000
3195 East Washburn Road, LLC	92-1207495	N/A	DE	Farmers Insurance Exchange	100.00000
384 Santa Trinita Ave LLC	81-0741455	N/A	DE	Fire Insurance Exchange	100.00000
3900 Indian Avenue, LLC	81-2487862	N/A	DE	Farmers Insurance Exchange	100.00000
4345 Hamilton Mill Road, LLC	92-1554532	N/A	DE	Farmers Insurance Exchange	100.00000
460 Gibraltar Drive, LLC	81-4365602	N/A	DE	Truck Insurance Exchange	100.00000
475 Riverside Parkway, LLC	92-1590378	N/A	DE	Mid-Century Insurance Company	100.00000
5401 Wiles Road LLC	47-2591947	N/A	FL	Mid-Century Insurance Company	100.00000
600 Riverside Parkway, LLC	81-1746692	N/A	DE	Farmers Insurance Exchange	100.00000
6671-6675 North Macarthur Blvd, LLC	82-4386531	N/A	DE	Mid-Century Insurance Company	100.00000
American Federation Insurance Company	86-0812982	10245	TX	21st Century Insurance Group	100.00000
American Pacific Insurance Company, Inc.	13-3953213	10805	HI	Farmers Insurance Hawaii, Inc.	100.00000
Bristol West Casualty Insurance Company	34-1893500	11034	OH	Coast National Insurance Company	100.00000
Bristol West Holdings, Inc.	13-3994449	N/A	DE	Farmers Insurance Exchange	42.00000
Bristol West Holdings, Inc.	13-3994449	N/A	DE	Fire Insurance Exchange	3.75000
Bristol West Holdings, Inc.	13-3994449	N/A	DE	Truck Insurance Exchange	6.75000
Bristol West Holdings, Inc.	13-3994449	N/A	DE	Mid-Century Insurance Company	47.50000
Bristol West Insurance Company	38-1865162	19658	OH	Coast National Insurance Company	100.00000
Bristol West Insurance Services of California, Inc.	65-0880876	N/A	CA	Bristol West Holdings, Inc.	100.00000
Bristol West Insurance Services, Inc. of Florida	65-0616769	N/A	FL	Bristol West Holdings, Inc.	100.00000
Bristol West Preferred Insurance Company	86-1174452	12774	MI	Bristol West Holdings, Inc.	100.00000
BWIS of Nevada, Inc.	65-0919338	N/A	NV	Bristol West Holdings, Inc.	100.00000
Civic Property and Casualty Company	95-4528269	10315	CA	Fire Insurance Exchange	80.00000
Civic Property and Casualty Company	95-4528269	10315	CA	Truck Insurance Exchange	20.00000
Coast National General Agency, Inc.	76-0543593	N/A	TX	Bristol West Holdings, Inc.	100.00000
Coast National Holding Company	33-0246699	N/A	CA	Bristol West Holdings, Inc.	100.00000
Coast National Insurance Company	33-0246701	25089	CA	Coast National Holding Company	100.00000
Economy Fire & Casualty Company	36-1022580	22926	IL	Farmers Property and Casualty Insurance Company	100.00000
Economy Preferred Insurance Company	36-3027848	38067	IL	Economy Fire & Casualty Company	100.00000
Economy Premier Assurance Company	36-3105737	40649	IL	Economy Fire & Casualty Company	100.00000
Exact Property and Casualty Company	95-4528266	10318	CA	Fire Insurance Exchange	80.00000
Exact Property and Casualty Company	95-4528266	10318	CA	Truck Insurance Exchange	20.00000
Farmers Casualty Insurance Company	05-0393243	40169	RI	Farmers Property and Casualty Insurance Company	100.00000
Farmers Direct Property and Casualty Insurance Company	23-1903575	25321	RI	Farmers Property and Casualty Insurance Company	100.00000
Farmers Financial Solutions, LLC	77-0530616	N/A	NV	FFS Holding, LLC	100.00000
Farmers General Insurance Agency, Inc.	95-3003951	N/A	RI	Farmers Property and Casualty Insurance Company	100.00000
Farmers Group Property and Casualty Insurance Company	13-2915260	34339	RI	Farmers Property and Casualty Insurance Company	100.00000
Farmers Insurance Company of Arizona	95-2626387	21598	AZ	Farmers Insurance Exchange	70.00000
Farmers Insurance Company of Arizona	95-2626387	21598	AZ	Truck Insurance Exchange	20.00000
Farmers Insurance Company of Arizona	95-2626387	21598	AZ	Fire Insurance Exchange	10.00000
Farmers Insurance Company of Idaho	95-2626385	21601	ID	Farmers Insurance Exchange	80.00000
Farmers Insurance Company of Idaho	95-2626385	21601	ID	Fire Insurance Exchange	6.70000
Farmers Insurance Company of Idaho	95-2626385	21601	ID	Truck Insurance Exchange	13.30000
Farmers Insurance Company of Oregon	95-2655893	21636	OR	Farmers Insurance Exchange	80.00000
Farmers Insurance Company of Oregon	95-2655893	21636	OR	Truck Insurance Exchange	20.00000
Farmers Insurance Company of Washington	95-2655894	21644	WA	Fire Insurance Exchange	80.00000
Farmers Insurance Company of Washington	95-2655894	21644	WA	Truck Insurance Exchange	20.00000
Farmers Insurance Company, Inc.	48-0609012	21628	KS	Farmers Insurance Exchange	90.00000
Farmers Insurance Company, Inc.	48-0609012	21628	KS	Fire Insurance Exchange	10.00000
Farmers Insurance Exchange	95-2575893	21652	CA	Interinsurance Exchange (See Note 1)	
Farmers Insurance Hawaii, Inc.	22-2640040	28487	HI	Mid-Century Insurance Company	100.00000
Farmers Insurance of Columbus, Inc.	31-0956373	36889	OH	Farmers Insurance Exchange	100.00000
Farmers Lloyds, Inc.	05-0476998	N/A	TX	Farmers Property and Casualty Insurance Company	100.00000
Farmers Lloyds Insurance Company of Texas	75-2483187	13938	TX	Farmers Lloyds, Inc. (see Note 10)	
Farmers New Century Insurance Company	36-4165395	10806	IL	Illinois Farmers Insurance Company	100.00000
Farmers Property and Casualty Insurance Company	13-2725441	26298	RI	Farmers Insurance Exchange	80.00000
Farmers Property and Casualty Insurance Company	13-2725441	26298	RI	Truck Insurance Exchange	10.00000
Farmers Property and Casualty Insurance Company	13-2725441	26298	RI	Fire Insurance Exchange	10.00000
Farmers Services Insurance Agency	95-6048990	N/A	CA	Truck Insurance Exchange	100.00000
Farmers Specialty Insurance Company	59-2326047	43699	MI	Foremost Insurance Company Grand Rapids, Michigan	100.00000
Farmers Texas County Mutual Insurance Company	74-1067657	24392	TX	County Mutual Company (See Note 2)	
FCOA, LLC	27-0342907	N/A	DE	Foremost Insurance Company Grand Rapids, Michigan	100.00000
FFS Holding, LLC	77-0530617	N/A	NV	Mid-Century Insurance Company	100.00000
Fire Insurance Exchange	95-6235715	21660	CA	Interinsurance Exchange (See Note 3)	
Foremost County Mutual Insurance Company	38-1721730	29254	TX	County Mutual Company (See Note 4)	
Foremost Express Insurance Agency, Inc.	38-2505922	N/A	MI	FCOA, LLC	100.00000
Foremost Insurance Company Grand Rapids, Michigan	38-1407533	11185	MI	Farmers Insurance Exchange	80.00000
Foremost Insurance Company Grand Rapids, Michigan	38-1407533	11185	MI	Fire Insurance Exchange	10.00000
Foremost Insurance Company Grand Rapids, Michigan	38-1407533	11185	MI	Truck Insurance Exchange	10.00000
Foremost Lloyds of Texas	75-1779175	41688	TX	Lloyds Company (See Note 5)	
Foremost Property and Casualty Insurance Company	35-1604635	11800	MI	Foremost Insurance Company Grand Rapids, Michigan	100.00000
Foremost Signature Insurance Company	38-2430150	41513	MI	Foremost Insurance Company Grand Rapids, Michigan	100.00000
GP, LLC	65-1142050	N/A	DE	Bristol West Holdings, Inc.	100.00000
Hawaii Insurance Consultants, Ltd.	99-0083322	N/A	HI	Mid-Century Insurance Company	100.00000
Illinois Farmers Insurance Company	36-2661515	21679	IL	Farmers Insurance Exchange	100.00000
Insurance Data Systems, G.P.	65-0881673	N/A	FL	Bristol West Holdings, Inc.	99.90000
Insurance Data Systems, G.P.	65-0881673	N/A	FL	GP, LLC	0.10000
Kraft Lake Insurance Agency, Inc.	38-2336672	N/A	MI	FCOA, LLC	100.00000
MC Maple Tree, LLC	85-2377860	N/A	DE	Mid-Century Insurance Company	100.00000
Mid-Century Insurance Company	95-6016640	21687	CA	Farmers Insurance Exchange	80.00000
Mid-Century Insurance Company	95-6016640	21687	CA	Fire Insurance Exchange	10.00000
Mid-Century Insurance Company	95-6016640	21687	CA	Truck Insurance Exchange	10.00000
Mid-Century Insurance Company of Texas	74-2448744	28673	TX	Farmers Insurance Exchange	100.00000
Neighborhood Spirit Property and Casualty Company	95-4528264	10317	CA	Fire Insurance Exchange	80.00000

**SCHEDULE Y - INFORMATION CONCERNING ACTIVITIES OF INSURER
MEMBERS OF FARMERS INSURANCE GROUP
PART 1 - ORGANIZATIONAL CHART**

Company	FEIN	NAIC	Domiciled	Ownership	%
Neighborhood Spirit Property and Casualty Company	95-4528264	10317	CA	Truck Insurance Exchange	20.00000
Security National Insurance Company	65-0109120	33120	FL	Bristol West Holdings, Inc.	100.00000
Texas Farmers Insurance Company	94-1663548	21695	TX	Farmers Insurance Exchange	86.28000
Texas Farmers Insurance Company	94-1663548	21695	TX	Mid-Century Insurance Company	13.72000
Toggle Insurance Company	13-3551577	44245	DE	Mid-Century Insurance Company	100.00000
Toggle Services, LLC	83-3256280	N/A	DE	Toggle Insurance Company	100.00000
Truck Insurance Exchange	95-2575892	21709	CA	Interinsurance Exchange (See Note 6)	
Western Star Insurance Services, Inc.	74-1593853	N/A	TX	FCOA, LLC	100.00000

**The following are Zurich Insurance Group entities within NAIC Group Code "0212" and are not included in
Farmers Insurance Group within NAIC Group Code "0069"**

**SCHEDULE Y - INFORMATION CONCERNING ACTIVITIES OF INSURER
MEMBERS OF ZURICH INSURANCE GROUP
PART 1 - ORGANIZATIONAL CHART**

Company	FEIN	NAIC	Domiciled	Ownership	%
3PZ Holdings, LLC	88-2246655	N/A	DE	ZSF/Dallas Tower LLC	63.77000
Access Franchise Management Limited		N/A	GBR	Zurich Assurance Ltd	100.00000
ACN 000 141 051 Ltd.		N/A	AUS	Zurich Financial Services Australia Limited	100.00000
Afterland Limited		N/A	GBR	Zurich Assurance Ltd	100.00000
AG Haus der Wirtschaft		N/A	CHE	Zurich Versicherungs-Gesellschaft AG	8.16327
Allied Dunbar Assurance plc		N/A	GBR	Zurich Financial Services (UKISA) Nominees Limited	100.00000
Allied Dunbar Financial Services Limited		N/A	GBR	Allied Dunbar Assurance plc	100.00000
Allied Dunbar Provident plc		N/A	GBR	Allied Dunbar Assurance plc	100.00000
Allied Zurich Holdings Limited		N/A	JEY	Zurich Versicherungs-Gesellschaft AG	100.00000
Allied Zurich Limited		N/A	GBR	Zurich Insurance Group Ltd.	100.00000
American Guarantee and Liability Insurance Company	36-6071400	26247	NY	Zurich American Insurance Company	100.00000
American Zurich Insurance Company	36-3141762	40142	IL	Steadfast Insurance Company	100.00000
Applyhere Pty Ltd		N/A	AUS	Davidson Trahaire Holding Pty Ltd	100.00000
Ashdale Land and Property Company Limited		N/A	GBR	Zurich Insurance plc	100.00000
Asistbras S/A Assistência ao Viajante		N/A	BRA	Travel Ace Internacional de Servicios S.A.	65.00000
Assistance Online (China) Co Ltd		N/A	CHN	Assistancee Online Pte. Ltd	100.00000
Assistancee Online HK Ltd		N/A	HKG	Assistancee Online HK Ltd	0.00000
Assistancee Online HK Ltd		N/A	HKG	Assistancee Online Pte. Ltd	100.00000
Assistancee Online Pte. Ltd		N/A	SGP	Customer Care Assistance Pty Ltd	100.00000
ASTIS Holdings Limited		N/A	AUS	Cover-More Finance Pty Limited	100.00000
Aust Office 1, LLC	36-4851720	N/A	DE	Zurich American Insurance Company	100.00000
autoSense AG		N/A	CHE	Zürich Versicherungs-Gesellschaft AG	33.33000
Ballykilliane Holdings Limited		N/A	IRL	Zurich Insurance plc	100.00000
Bansabadell Pensiones, E.G.F.P, S.A.		N/A	ESP	Zurich Vida, Compañía de Seguros y Reaseguros, S.A. - Socied	50.00000
Bansabadell Seguros Generales, S.A. de Seguros y Reaseguros		N/A	ESP	Zurich Versicherungs-Gesellschaft AG	50.00000
Bansabadell Servicios Auxiliares De Seguros, S.L.		N/A	ESP	Bansabadell Seguros Generales, S.A. de Seguros y Reaseguros	100.00000
Bansabadell Vida S.A. de Seguros y Reaseguros		N/A	ESP	Zurich Vida, Compañía de Seguros y Reaseguros, S.A. - Socied	50.00000
Benefit Finance Partners, L.L.C.		N/A	DE	Zurich Benefit Finance LLC	50.00000
BFP Securities LLC	13-4097988	N/A	DE	Benefit Finance Partners, L.L.C.	100.00000
Bloomington Office LP		N/A	DE	Zurich Structured Finance, Inc.	99.00000
Bloomington Office MGP Manager, Inc		N/A	DE	Zurich Structured Finance, Inc.	100.00000
Bloomington Office MGP, LLC		N/A	DE	Bloomington Office MGP Manager, Inc	1.00000
Bloomington Office MGP, LLC		N/A	DE	Zurich Structured Finance, Inc.	99.00000
Blue Insurance Australia Pty Ltd		N/A	AUS	Blue Insurance Limited	100.00000
Blue Insurance Limited		N/A	IRL	Cover-More Australia Pty Ltd	97.61000
Blue Marble Capital L.P.		N/A	BMU	Blue Marble Micro Limited	100.00000
Blue Marble Micro Limited		N/A	GBR	Zürich Versicherungs-Gesellschaft AG	100.00000
Blue Marble Microinsurance, Inc.		N/A	DE	Blue Marble Micro Limited	100.00000
Bonus Pensionskassen Aktiengesellschaft		N/A	AUT	Zurich Versicherungs-Aktiengesellschaft	87.50000
BONUS Vorsorgekasse AG		N/A	AUT	Zurich Versicherungs-Aktiengesellschaft	50.00000
BOS Apt 1, LLC	47-2289489	N/A	DE	Zurich American Insurance Company	100.00000
BOS Apt 2, LLC	47-2445859	N/A	DE	Zurich American Insurance Company	100.00000
BOS Office 3, LLC	47-2483669	N/A	DE	Farmers New World Life Insurance Company	100.00000
BOS Office 4, LLC	37-1849541	N/A	DE	Zurich American Insurance Company	100.00000
BOS Retail 1, LLC	47-4684158	N/A	DE	Zurich American Insurance Company	100.00000
Boxx Cyber Services Middle East Ltd		N/A	ARE	Boxx Insurance Inc.	100.00000
Boxx Insurance Inc.		N/A	CAN	Zürich Versicherungs-Gesellschaft AG	33.33333
Boxx Insurance LLC	87-3332812	N/A	FL	Boxx Insurance Inc.	100.00000
Boxx Services PTE Limited		N/A	SGP	Boxx Insurance Inc.	100.00000
Bright Box Europe S.A.		N/A	CHE	Bright Box HK Limited	100.00000
Bright Box HK Limited		N/A	CHN	Zürich Versicherungs-Gesellschaft AG	100.00000
Bright Box Hungary KFT		N/A	HUN	Bright Box HK Limited	100.00000
Bristlecourt Limited		N/A	GBR	Zurich Assurance Ltd	100.00000
brokerbusiness.ch AG		N/A	CHE	Zürich Versicherungs-Gesellschaft AG	25.00000
Cayley Aviation Ltd.		N/A	BMU	Zurich Insurance Company Ltd, Bermuda Branch	100.00000
Celta Assistance SL		N/A	ESP	Universal Assistance S.A.	100.00000
Centre Group Holdings (U.S.) Limited	13-4038482	N/A	DE	Zurich Structured Finance, Inc.	100.00000
Centre Insurance Company	13-2653231	34649	DE	Centre Solutions (U.S.) Limited	100.00000
Centre Life Insurance Company	04-1589940	80896	MA	Centre Solutions (U.S.) Limited	100.00000
Centre Reinsurance (U.S.) Limited	AA-3190673	N/A	BMU	Centre Group Holdings (U.S.) Limited	100.00000
Centre Solutions (Bermuda) Limited		N/A	BMU	Zurich Finance Company Ltd	100.00000
Centre Solutions (U.S.) Limited	AA-3190822	N/A	BMU	Centre Group Holdings (U.S.) Limited	100.00000
Charlotte Industrial 2, LLC	32-0616217	N/A	DE	Farmers New World Life Insurance Company	100.00000
Charlotte Industrial 3, LLC	88-0601732	N/A	DE	Farmers New World Life Insurance Company	100.00000
Charlotte Office 1, LLC	30-1113235	N/A	DE	Zurich American Insurance Company	100.00000
CHI APT 1, LLC	38-3988749	N/A	DE	Zurich American Insurance Company	100.00000
CHI IND 1, LLC	47-4429730	N/A	DE	Farmers New World Life Insurance Company	100.00000
CHI IND 6, LLC	87-2430690	N/A	DE	Farmers New World Life Insurance Company	100.00000
Chilena Consolidada Seguros de Vida S.A.		N/A	CHL	Inversiones Suizo Chilena S.A.	98.97703
Chilena Consolidada Seguros Generales S.A.	AA-2280100	N/A	CHL	Chilena Consolidada Seguros de Vida S.A.	7.40525
Chilena Consolidada Seguros Generales S.A.	AA-2280100	N/A	CHL	Inversiones Suizo Chilena S.A.	82.73165
COFITEM-COFIMUR		N/A	FRA	Zurich Versicherungs-Gesellschaft AG	12.40521
Colonial American Casualty and Surety Company	52-1096670	34347	IL	Fidelity and Deposit Company of Maryland	100.00000
Concisa Vorsorgeberatung und Management AG		N/A	AUT	Bonus Pensionskassen Aktiengesellschaft	100.00000
Concourse Skelmersdale Limited		N/A	GBR	Zurich Financial Services (UKISA) Limited	100.00000
Cover-More (NZ) Limited		N/A	NZL	Cover-More Australia Pty Ltd	100.00000
Cover-More Asia Pte. Ltd		N/A	SGP	Travel Assist Pty Limited	100.00000
Cover-More Australia Pty Ltd		N/A	AUS	Cover-More Holdings Pty Ltd	100.00000
Cover-More Finance Pty Limited		N/A	AUS	Cover-More Group Limited	100.00000
Cover-More Group Limited		N/A	AUS	Zurich Travel Solutions Pty Limited	100.00000
Cover-More Holdings Pty Ltd		N/A	AUS	Travel Assist Pty Limited	100.00000
Cover-More Holdings USA Inc.		N/A	DE	Travel Assist Pty Limited	100.00000
Cover-More Inc.		N/A	DE	Cover-More Holdings USA Inc.	100.00000
Cover-More Insurance Services Limited		N/A	GBR	Cover-More Australia Pty Ltd	100.00000
Cover-More Insurance Services Pty Ltd		N/A	AUS	Travel Assist Pty Limited	100.00000
CREC (Bloomington) Lender, LLC		N/A	DE	Zurich Structured Finance, Inc.	0.00000
CREC (Dallas) Lender, LLC	87-4778868	N/A	DE	Zurich Structured Finance, Inc.	100.00000
CREC (Durham), LLC		N/A	DE	Zurich Structured Finance, Inc.	100.00000
CREC (Hagerstown) Lender, LLC		N/A	DE	Zurich Structured Finance, Inc.	100.00000
CREC (Hagerstown) Owner, LLC		N/A	MD	Zurich Structured Finance, Inc.	0.00000
CREC (Las Vegas), LLC		N/A	DE	Zurich Structured Finance, Inc.	100.00000
CREC (Sioux Falls) Lender, LLC		N/A	DE	Zurich Structured Finance, Inc.	100.00000
CREC (Sioux Falls) Owner, LLC		N/A	DE	Zurich Structured Finance, Inc.	100.00000
CREC (Sioux Falls), LLC		N/A	DE	Zurich Structured Finance, Inc.	100.00000
Cursud N.V.		N/A	ANT	Zurich Versicherungs-Gesellschaft AG	100.00000
Customer Care Assistance Pty Ltd		N/A	AUS	Customer Care Holdings Pty Ltd	100.00000
Customer Care Holdings Pty Ltd		N/A	AUS	Travel Assist Pty Limited	100.00000
Customer Care Pty Ltd		N/A	AUS	Customer Care Holdings Pty Ltd	100.00000
DA Deutsche Allgemeine Versicherung Aktiengesellschaft		N/A	DEU	Zürich Beteiligungs-Aktiengesellschaft (Deutschland)	100.00000
Dallas Office MGP Manager, Inc.		N/A	DE	Zurich Structured Finance, Inc.	100.00000
Dallas Office MGP, LLC		N/A	DE	Dallas Office MGP Manager, Inc.	1.00000
Dallas Office MGP, LLC		N/A	DE	Zurich Structured Finance, Inc.	99.00000

**SCHEDULE Y - INFORMATION CONCERNING ACTIVITIES OF INSURER
MEMBERS OF ZURICH INSURANCE GROUP
PART 1 - ORGANIZATIONAL CHART**

Company	FEIN	NAIC	Domiciled	Ownership	%
Dallas Tower LP		N/A	DE	Zurich Structured Finance, Inc.	99.00000
Davidson Trahaire Corpsych (Singapore) Pte. Limited		N/A	SGP	DTC Bidco Pty Ltd	100.00000
Davidson Trahaire Corpsych Pty Ltd		N/A	AUS	Applyhere Pty Ltd	35.00000
Davidson Trahaire Corpsych Pty Ltd		N/A	AUS	Davidson Trahaire Holding Pty Ltd	65.00000
Davidson Trahaire Holding Pty Ltd		N/A	AUS	DTC Australia Pty Ltd	100.00000
DB Vita S.A.		N/A	LUX	Deutscher Herold Aktiengesellschaft	25.00000
DC Retail 1, LLC	82-2833981	N/A	DE	Farmers New World Life Insurance Company	100.00000
DEN Industrial 1, LLC	84-3610066	N/A	DE	Farmers New World Life Insurance Company	100.00000
DEN Industrial 2, LLC		N/A	DE	Zurich American Insurance Company	100.00000
Dentolo Deutschland GmbH		N/A	DEU	Zürich Beteiligungs-Aktiengesellschaft (Deutschland)	100.00000
Derimed S.A.		N/A	ARG	Zürich Versicherungs-Gesellschaft AG	100.00000
Deutsche Zurich Pensiones, Entidad Gestora de Fondos de Pens		N/A	ESP	Zurich Vida, Compañía de Seguros y Reaseguros, S.A. - Societ	50.00000
Deutscher Herold Aktiengesellschaft		N/A	DEU	Zurich Beteiligungs-Aktiengesellschaft (Deutschland)	79.82639
Deutscher Pensionsfonds Aktiengesellschaft		N/A	DEU	Deutscher Herold Aktiengesellschaft	74.90000
Deutsches Institut für Altersvorsorge GmbH		N/A	DEU	Deutscher Herold Aktiengesellschaft	22.00000
DIG GmbH		N/A	DEU	Digital Insurance Group B.V.	100.00000
Digital Insurance Group B.V.		N/A	NLD	Zürich Versicherungs-Gesellschaft AG	10.00000
DTC Australia Pty Ltd		N/A	AUS	DTC Bidco Pty Ltd	100.00000
DTC Bidco Pty Ltd		N/A	AUS	DTC Holdco Pty Ltd	100.00000
DTC Holdco Pty Ltd		N/A	AUS	ASTIS Holdings Limited	100.00000
DTC NZ Bidco Limited		N/A	NZL	DTC Bidco Pty Ltd	100.00000
Dunbar Assets Ireland		N/A	IRL	ZCM Asset Holding Company (Bermuda) Limited	0.00000
Dunbar Assets Ireland		N/A	IRL	Zurich Finance Company Ltd	0.03664
Dunbar Assets plc		N/A	GBR	Dunbar Assets Ireland	100.00000
Dusfal S.A.		N/A	URY	Zürich Versicherungs-Gesellschaft AG	100.00000
Eagle Star (Leasing) Limited		N/A	GBR	Zurich Assurance Ltd	100.00000
Eagle Star European Life Assurance Company Limited		N/A	IRL	Zurich Life Assurance plc	100.00000
Eagle Star Group Services Limited		N/A	GBR	Eagle Star Holdings Limited	100.00000
Eagle Star Holding Company of Ireland		N/A	IRL	Zurich Assurance Ltd	0.00100
Eagle Star Holding Company of Ireland		N/A	IRL	Zurich Assurance Ltd	99.99900
Eagle Star Holdings Limited		N/A	GBR	Zurich Financial Services (UKISA) Limited	100.00000
Eagle Star Securities Limited		N/A	GBR	Zurich Insurance plc	100.00000
Edilspettacolo SRL		N/A	ITA	Zurich Insurance Company Ltd - Rappresentanza Generale per I	35.71233
Empire Fire and Marine Insurance Company	47-6022701	21326	IL	Zurich American Insurance Company	100.00000
Empire Indemnity Insurance Company	73-6091717	21334	OK	Zurich American Insurance Company	100.00000
Employee Services Limited		N/A	GBR	Allied Dunbar Financial Services Limited	100.00000
Endsleigh Financial Services Limited		N/A	GBR	Zurich Holdings (UK) Limited	100.00000
Endsleigh Pension Trustee Limited		N/A	GBR	Zurich Holdings (UK) Limited	100.00000
Eritage S.A.		N/A	URY	Zürich Versicherungs-Gesellschaft AG	100.00000
ES Plympton Nominee 1 Limited		N/A	GBR	Zurich Assurance Ltd	100.00000
ES Plympton Nominee 2 Limited		N/A	GBR	Zurich Assurance Ltd	100.00000
Euclid KY Annex, LP		N/A	DE	Zurich Structured Finance, Inc.	99.00000
Euclid Office LP		N/A	DE	Zurich Structured Finance, Inc.	99.00000
Euclid Warehouses LP		N/A	DE	Zurich Structured Finance, Inc.	99.00000
Euroamérica Administradora General de Fondos S.A		N/A	CHL	Chilena Consolidada Seguros de Vida S.A.	100.00000
Extremus Versicherung-Aktiengesellschaft		N/A	DEU	Zurich Insurance plc Niederlassung für Deutschland	5.00000
Farmers Family Fund	45-3561769	N/A	CA	Farmers Group, Inc.	100.00000
Farmers Group, Inc.	95-0725935	N/A	NV	Zurich Insurance Group Ltd.	12.10000
Farmers Group, Inc.	95-0725935	N/A	NV	Zurich Versicherungs-Gesellschaft AG	87.90000
Farmers Life Insurance Company of New York	46-4261000	N/A	NY	Farmers New World Life Insurance Company	100.00000
Farmers New World Life Insurance Company	91-0335750	63177	WA	Farmers Group, Inc.	100.00000
Farmers Reinsurance Company	95-4650862	10873	CA	Farmers Group, Inc.	100.00000
Farmers Services Corporation		N/A	NV	Farmers Group, Inc.	100.00000
Farmers Underwriters Association		N/A	CA	Farmers Group, Inc.	100.00000
Fidelity and Deposit Company of Maryland	13-3046577	39306	IL	Zurich American Insurance Company	100.00000
FIG Holding Company		N/A	CA	Farmers Group, Inc.	100.00000
FIG Leasing Co., Inc.		N/A	CA	Farmers Group, Inc.	100.00000
Fire Underwriters Association	95-2670247	N/A	CA	Farmers Group, Inc.	100.00000
Fitsense Insurance Services Pty Ltd		N/A	AUS	Travel Assist Pty Limited	100.00000
Futuro de Bolivia S.A. Administradora de Fondos de Pensiones		N/A	BOL	Zurich Boliviana Seguros Personales S.A.	8.42193
Futuro de Bolivia S.A. Administradora de Fondos de Pensiones		N/A	BOL	Zurich South America Invest AB	71.57801
FX Insurance Agency Hawaii, LLC	83-1572480	N/A	HI	FIG Leasing Co., Inc.	100.00000
FX Insurance Agency, LLC	35-2281892	N/A	DE	FIG Leasing Co., Inc.	100.00000
General Surety & Guarantee Co Limited		N/A	GBR	Zurich Insurance Company (U.K.) Limited	100.00000
Groewood Property Holdings Limited		N/A	GBR	Eagle Star Holdings Limited	100.00000
H4B Humboldtthafen Einheitsgesellschaft GmbH&Co.KG		N/A	DEU	REX-ZDHL S.C.S. SICAV-SIF	94.90000
Halo Holdco Limited		N/A	GBR	Cover-More Australia Pty Ltd	100.00000
Halo Holdco Limited		N/A	GBR	Zürich Versicherungs-Gesellschaft AG	0.00000
Halo Insurance Services Limited		N/A	GBR	Halo Holdco Limited	100.00000
Halo Insurance Services Pty Ltd		N/A	AUS	Halo Insurance Services Limited	100.00000
Hawkcentral Limited		N/A	GBR	Zurich Assurance Ltd	100.00000
Healthinsite Proprietary Limited		N/A	ZAF	Zürich Versicherungs-Gesellschaft AG	100.00000
Healthlogix Pty Ltd		N/A	AUS	Insite Holdings Pty Ltd	100.00000
Healthlogix Tecnologia Eireli		N/A	BRA	Healthlogix Pty Ltd	100.00000
Herengracht Investments B.V		N/A	DEU	RE Curve Holding B.V.	100.00000
HOU IND 1, LLC	46-2975161	N/A	DE	Zurich American Insurance Company	100.00000
HOU IND 2, LLC	46-2984834	N/A	DE	Zurich American Insurance Company	100.00000
HOU IND 3, LLC		N/A	DE	Zurich American Insurance Company	100.00000
Independence Center Realty L.P.		N/A	DE	Philadelphia Investor, LLC	89.00000
INNATE, Inc.		N/A	DC	Cover-More Holdings USA Inc.	100.00000
Insite Holdings Pty Ltd		N/A	AUS	Zürich Versicherungs-Gesellschaft AG	100.00000
INTEGRA Versicherungsdienst GmbH		N/A	AUT	Zurich Versicherungs-Aktiengesellschaft	100.00000
Intelligent Technologies OÜ		N/A	EST	Zürich Versicherungs-Gesellschaft AG	100.00000
International Travel Assistance S.A.		N/A	PAN	Zürich Versicherungs-Gesellschaft AG	55.00000
Inversiones Suizo Chilena S.A.		N/A	CHL	Inversiones Suizo-Argentina S.A.	0.00100
Inversiones Suizo Chilena S.A.		N/A	CHL	Zurich Versicherungs-Gesellschaft AG	99.99900
Inversiones Suizo-Argentina S.A.		N/A	ARG	Zurich Lebensversicherungs-Gesellschaft AG	5.00400
Inversiones Suizo-Argentina S.A.		N/A	ARG	Zurich Versicherungs-Gesellschaft AG	94.99600
Inversiones ZS America Dos Limitada		N/A	CHL	Inversiones ZS America SpA	100.00000
Inversiones ZS America SpA		N/A	CHL	Zurich Santander Insurance America, S.L.	100.00000
Inversiones ZS America Tres SpA		N/A	CHL	Zurich Santander Insurance America, S.L.	100.00000
Irish National Insurance Company p.l.c.		N/A	IRL	Zurich Insurance plc	99.99999
Isis S.A.		N/A	ARG	Inversiones Suizo-Argentina S.A.	60.50140
Isis S.A.		N/A	ARG	Zurich Versicherungs-Gesellschaft AG	39.49860
Kansas City Office LP		N/A	DE	Zurich Structured Finance, Inc.	99.00000
Kansas Office MGP Manager, Inc.		N/A	DE	Zurich Structured Finance, Inc.	100.00000
Kansas Office MGP, LLC		N/A	DE	Kansas Office MGP Manager, Inc.	1.00000
Kansas Office MGP, LLC		N/A	DE	Zurich Structured Finance, Inc.	99.00000
Karvat Cover-More Assist. Pvt Ltd.		N/A	IND	Cover-More Asia Pte. Ltd	100.00000
Kennet Road 1 UK Limited		N/A	GBR	Zurich Assurance Ltd	100.00000
Kennet Road 2 UK Limited		N/A	GBR	Zurich Assurance Ltd	100.00000
Klare Corredora de Seguros S.A.		N/A	CHL	Zurich Insurance Mobile Solutions AG	49.90000

**SCHEDULE Y - INFORMATION CONCERNING ACTIVITIES OF INSURER
MEMBERS OF ZURICH INSURANCE GROUP
PART 1 - ORGANIZATIONAL CHART**

Company	FEIN	NAIC	Domiciled	Ownership	%
Knip (Deutschland) GmbH		N/A	DEU	Knip AG	100.00000
Knip AG		N/A	CHE	Digital Insurance Group B.V.	98.88000
Komparu B.V.		N/A	NLD	Digital Insurance Group B.V.	100.00000
Kono Insurance Limited		N/A	HKG	Zurich Versicherungs-Gesellschaft AG	100.00000
LA Apt. 1, LLC	88-1615240	N/A	DE	Zurich American Insurance Company	100.00000
LA Industrial 1, LLC	36-4877375	N/A	DE	Zurich American Insurance Company	100.00000
La Industrial 2, LLC	85-3842785	N/A	DE	Farmers New World Life Insurance Company	100.00000
LA Industrial 4, LLC	88-3063378	N/A	DE	Zurich American Insurance Company	100.00000
LA Retail 1 LLC	47-1325180	N/A	DE	Zurich American Insurance Company	100.00000
Manon Vision Co., Ltd.		N/A	THA	Centre Solutions (Bermuda) Limited	0.00057
Manon Vision Co., Ltd.		N/A	THA	Zurich Finance Company Ltd	0.00066
Manon Vision Co., Ltd.		N/A	THA	Zurich Versicherungs-Gesellschaft AG	99.99877
MEATPACKING B.V.		N/A	NLD	Rock Inne Vastgoed B.V.	100.00000
Medidata AG		N/A	CHE	Zurich Versicherungs-Gesellschaft AG	8.85180
MI Administrators, LLC		N/A	DE	FIG Leasing Co., Inc.	100.00000
MIAMI INDUSTRIAL 1, LLC	30-0947450	N/A	DE	Zurich American Insurance Company	100.00000
Miami Industrial 2, LLC	81-3346909	N/A	DE	Farmers New World Life Insurance Company	100.00000
Miami Office 2, LLC	38-4002060	N/A	DE	Zurich American Insurance Company	100.00000
MIAMI OFFICE 3, LLC	35-2567170	N/A	DE	Zurich American Insurance Company	100.00000
Miami Retail 1, LLC	61-1852255	N/A	DE	Zurich American Insurance Company	100.00000
Minas Brasil Promotora de Servicos S/A		N/A	BRA	Zurich Minas Brasil Seguros S.A.	100.00000
Minerva Science Limited		N/A	GBR	Project Policy Bidco Limited	100.00000
MSP APT 1, LLC	30-1003542	N/A	DE	Zurich American Insurance Company	100.00000
My Policy Limited		N/A	GBR	Project Policy Bidco Limited	100.00000
Nashville Apt. 1, LLC	87-1630047	N/A	DE	Zurich American Insurance Company	0.00000
Nashville Office 1, LLC	30-1004249	N/A	DE	Zurich American Insurance Company	100.00000
Navigators and General Insurance Company Limited		N/A	GBR	Zurich Insurance plc	100.00000
Nearheath Limited		N/A	GBR	Zurich Assurance Ltd	100.00000
NY Industrial 1, LLC	30-1071415	N/A	DE	Zurich American Insurance Company	100.00000
Oak Underwriting plc		N/A	GBR	Zurich Holdings (UK) Limited	100.00000
OnePath General Insurance Pty Limited		N/A	AUS	Zurich Financial Services Australia Limited	100.00000
OnePath Life Australia Holdings Pty Ltd		N/A	AUS	Zurich Financial Services Australia Limited	100.00000
OnePath Life Limited		N/A	AUS	OnePath Life Australia Holdings Pty Ltd	100.00000
Orange Stone Company		N/A	IRL	Zurich Finance Company AG	100.00000
Orion Rechtsschutz-Versicherung AG		N/A	CHE	Zurich Versicherungs-Gesellschaft AG	78.00000
Parcelgate Limited		N/A	GBR	Zurich Assurance Ltd	100.00000
Perils AG		N/A	CHE	Zurich Versicherungs-Gesellschaft AG	11.11111
Perunsel S.A.		N/A	URY	Zürich Versicherungs-Gesellschaft AG	60.00000
PFS Pension Fund Services AG		N/A	CHE	Zürich Versicherungs-Gesellschaft AG	18.43333
Philly Office 1, LLC	35-2553880	N/A	DE	Zurich American Insurance Company	100.00000
Philly Office Land, LLC	87-1553300	N/A	DE	Zurich American Insurance Company	100.00000
POR Apt 1, LLC	47-1392591	N/A	DE	Zurich American Insurance Company	100.00000
POR Apt 2, LLC	47-4067157	N/A	DE	Zurich American Insurance Company	100.00000
Prime Corporate Psychology Pty Ltd		N/A	AUS	DTC Bidco Pty Ltd	100.00000
Project Policy Bidco Limited		N/A	GBR	Zürich Versicherungs-Gesellschaft AG	20.00000
Protektor Lebensversicherungs-AG		N/A	DEU	Zurich Deutscher Herold Lebensversicherung Aktiengesellschaft	5.15838
PT Asuransi Adira Dinamika Tbk		N/A	IDN	Zürich Versicherungs-Gesellschaft AG	98.48794
PT Zurich Insurance Indonesia	AA-5360007	N/A	IDN	Zürich Rückversicherungs-Gesellschaft AG	1.56878
PT Zurich Insurance Indonesia	AA-5360007	N/A	IDN	Zurich Versicherungs-Gesellschaft AG	97.09134
PT Zurich Topas Life		N/A	IDN	Zurich Versicherungs-Gesellschaft AG	80.00000
R3 FL Holdings, LLC		N/A	FL	Fidelity and Deposit Company of Maryland	100.00000
Raleigh Office 2, LLC	88-3031830	N/A	DE	Farmers New World Life Insurance Company	100.00000
Raleigh/Durham Offices, L.P.		N/A	DE	Zurich Structured Finance, Inc.	99.00000
RE Curve Holding B.V.		N/A	DEU	Zurich Deutscher Herold Lebensversicherung Aktiengesellschaft	100.00000
Real Garant Espana S.L.		N/A	ESP	Real Garant GmbH Garantiesysteme	100.00000
Real Garant GmbH Garantiesysteme		N/A	DEU	Real Garant Versicherung Aktiengesellschaft	100.00000
Real Garant Versicherung Aktiengesellschaft		N/A	DEU	Zurich Beteiligungs-Aktiengesellschaft (Deutschland)	100.00000
Research Triangle MGP Manager, Inc.		N/A	DE	Zurich Structured Finance, Inc.	100.00000
Research Triangle Office MGP, LLC		N/A	DE	Research Triangle MGP Manager, Inc.	1.00000
Research Triangle Office MGP, LLC		N/A	DE	Zurich Structured Finance, Inc.	99.00000
REX Baume S.C.I		N/A	FRA	REX Holding France	100.00000
REX Holding France		N/A	FRA	REX OPPCI Fonds	100.00000
REX Holding S.a.r.l.		N/A	LUX	REX-ZDHL S.C.S. SICAV-SIF	100.00000
REX Mauchamps		N/A	FRA	REX Holding France	100.00000
REX Vilette		N/A	FRA	REX Holding France	0.00000
REX-Aurea-ZDHL S.C.S.		N/A	LUX	REX-ZDHL GP S.à r.l.	100.00000
REX-De Baak B.V.		N/A	NLD	REX Holding S.à r.l.	100.00000
REX-Germany-ZDHL S.C.S		N/A	LUX	REX-ZDHL S.C.S. SICAV-SIF	95.24000
REX-Humboldthafen Verwaltungs GmbH		N/A	DEU	REX-ZDHL S.C.S. SICAV-SIF	100.00000
Rex-Spain-ZDHL S.L.		N/A	ESP	Zurich Deutscher Herold Lebensversicherung Aktiengesellschaft	100.00000
REX-The East S.à.r.l		N/A	LUX	REX-ZDHL S.C.S. SICAV-SIF	94.80000
REX-ZDHL GP S.a.r.l.		N/A	LUX	Zurich Deutscher Herold Lebensversicherung Aktiengesellschaft	100.00000
REX-ZDHL S.C.S. SICAV-SIF		N/A	LUX	Zurich Deutscher Herold Lebensversicherung Aktiengesellschaft	100.00000
Rock Inne Vastgoed B.V.		N/A	NLD	REX Holding S.à.r.l.	100.00000
Rokin 21 B.V.		N/A	NLD	Roxana Vastgoed B.V.	100.00000
Rokin 49 B.V.		N/A	NLD	Rock Inne Vastgoed B.V.	100.00000
Roxana Vastgoed B.V.		N/A	NLD	REX Holding S.à.r.l.	100.00000
Rural Community Insurance Company	41-1375004	39039	MN	Zurich American Insurance Company	100.00000
San Diego Retail 1, LLC	61-1791237	N/A	DE	Zurich American Insurance Company	100.00000
Santander Rio Seguros S.A.		N/A	ARG	Inversiones ZS America SpA	4.00000
Santander Rio Seguros S.A.		N/A	ARG	Zurich Santander Insurance America, S.L.	96.00000
Santander Seguros Sociedad Anónima		N/A	URY	Zurich Santander Insurance America, S.L.	100.00000
Saudi National Insurance Company		N/A	BHR	Zurich Insurance Company Ltd (Bahrain Branch)	5.00000
SEA APARTMENT 2, LLC	46-3060914	N/A	DE	Zurich American Insurance Company	100.00000
Serviaide, S.A. - Sociedad Unipersonal		N/A	ESP	AIDE Asistencia Seguros y Reaseguros, S.A. - Sociedad Uniper	100.00000
Servizurich S.A. - Sociedad Unipersonal		N/A	ESP	Zurich Insurance plc, Sucursal en Espana	100.00000
SF Apt 1, LLC	47-1153493	N/A	DE	Zurich American Insurance Company	100.00000
Special Insurance Services, Inc.	75-2195089	N/A	IL	Zurich American Insurance Company	100.00000
Speigelhof Vastgoed B.V.		N/A	DEU	RE Curve Holding B.V.	100.00000
Springboard Health and Performance Pty Ltd		N/A	AUS	DTC Bidco Pty Ltd	100.00000
Springworks International AB		N/A	SWE	autoSense AG	50.00000
Steadfast Insurance Company	52-0981481	26387	IL	Zurich American Insurance Company	100.00000
Steadfast Santa Clarita Holdings LLC		N/A	DE	Steadfast Insurance Company	100.00000
Stratos Limited		N/A	NZL	DTC NZ Bidco Limited	100.00000
Swiss Insurance Management (Hong Kong) Limited		N/A	HKG	Zurich Services (Hong Kong) Limited	0.49505
Swiss Insurance Management (Hong Kong) Limited		N/A	HKG	Zurich Insurance Holdings (Hong Kong) Limited	99.50495
TDG Tele Dienste GmbH		N/A	DEU	Zurich Beteiligungs-Aktiengesellschaft (Deutschland)	100.00000
Tennyson Insurance Limited		N/A	GBR	Zurich Holdings (UK) Limited	100.00000
The Liverpool Reversionary Company Limited		N/A	GBR	Zurich Legacy Solutions Services (UK) Limited	100.00000
The Zurich Services Corporation	36-3839542	N/A	IL	Zurich Holding Company of America, Inc.	100.00000
TopReport Schadenbesichtigungs GmbH		N/A	AUT	Zurich Versicherungs-Aktiengesellschaft	14.28571
Travel Ace Chile S.A.		N/A	CHL	Travel Ace Internacional de Servicios S.A.	1.00000

**SCHEDULE Y - INFORMATION CONCERNING ACTIVITIES OF INSURER
MEMBERS OF ZURICH INSURANCE GROUP
PART 1 - ORGANIZATIONAL CHART**

Company	FEIN	NAIC	Domiciled	Ownership	%
Travel Ace Chile S.A.		N/A	CHL	Zürich Versicherungs-Gesellschaft AG	99.00000
Travel Ace Internacional de Servicios S.A.		N/A	URY	Zürich Versicherungs-Gesellschaft AG	100.00000
Travel Assist Pty Limited		N/A	AUS	ASTIS Holdings Limited	100.00000
Travel Insurance Partners Pty Ltd		N/A	AUS	Travel Assist Pty Limited	100.00000
Travel Insurance Services Canada Inc.		N/A	CAN	World Travel Protection Canada Inc.	100.00000
Travelex Insurance Services Limited		N/A	DE	Cover-More Holdings USA Inc.	100.00000
Truck Underwriters Association	95-2670330	N/A	CA	Farmers Group, Inc.	100.00000
Turegum Immobilien AG		N/A	CHE	Zürich Versicherungs-Gesellschaft AG	100.00000
UA Assistance S.A. de C.V.		N/A	MEX	Travel Ace Internacional de Servicios S.A.	0.00000
UA Assistance S.A. de C.V.		N/A	MEX	Zürich Versicherungs-Gesellschaft AG	100.00000
Universal Assistance Assistencia Ao Viajante Ltda		N/A	BRA	Perunsel S.A.	0.00000
Universal Assistance S.A.		N/A	ARG	World Wide Assistance S.A.	92.71000
Universal Assistance S.A.		N/A	ARG	Zürich Versicherungs-Gesellschaft AG	7.29000
Universal Assistance S.A.		N/A	URY	Zürich Versicherungs-Gesellschaft AG	100.00000
Universal Travel Assistance S.A.S.		N/A	COL	Zürich Versicherungs-Gesellschaft AG	100.00000
Universal Underwriters Insurance Company	43-1249228	41181	IL	Zurich American Insurance Company	100.00000
Universal Underwriters of Texas Insurance Company	36-3139101	40843	IL	Universal Underwriters Insurance Company	100.00000
Universal Underwriters Service Corporation	43-1269296	N/A	MO	Zurich Holding Company of America, Inc.	100.00000
Universal Assistance Inc.		N/A	FL	Universal Assistance S.A.	0.00000
Vehicle Dealer Solutions, Inc.	26-1282208	N/A	FL	Zurich Holding Company of America, Inc.	100.00000
Winchester Land, LLC		N/A	FL	R3 FL Holdings, LLC	100.00000
Winn-Dixie MGP Manager, Inc.		N/A	DE	Zurich Structured Finance, Inc.	100.00000
Wohnen H3B Humboldthafen GmbH&Co.KG		N/A	DEU	REX-ZDHL S.C.S. SICAV-SIF	94.90000
World Travel Protection Canada Inc.		N/A	CAN	Zurich Canadian Holdings Limited	100.00000
World Wide Assistance S.A.		N/A	ARG	Zürich Versicherungs-Gesellschaft AG	100.00000
Wrightway Underwriting Limited		N/A	IRL	Ballykilliane Holdings Limited	100.00000
Z flex Gesellschaft fur Personaldienstleistungen mbH		N/A	DEU	Zurich Beteiligungs-Aktiengesellschaft (Deutschland)	100.00000
ZCM (U.S.) Limited		N/A	DE	Zurich Finance Company Ltd	100.00000
ZCM Asset Holding Company (Bermuda) Limited		N/A	BMU	Zurich Finance Company Ltd	100.00000
ZCM Matched Funding Corp.		N/A	CYM	Zurich Capital Markets Inc.	100.00000
ZFUS Services, LLC	20-5900744	N/A	DE	Zurich Holding Company of America, Inc.	100.00000
ZGEE14 Limited		N/A	GBR	Zurich Legacy Solutions Services (UK) Limited	100.00000
ZLS Aseguradora de Colombia S.A		N/A	COL	Zürich Lebensversicherungs-Gesellschaft AG	4.43000
ZLS Aseguradora de Colombia S.A		N/A	COL	Zürich Versicherungs-Gesellschaft AG	95.00000
ZNA Services, LLC	02-0802795	N/A	DE	ZFUS Services, LLC	100.00000
ZPC Capital Limited		N/A	GBR	Zurich Holdings (UK) Limited	100.00000
ZSF / Office KY, LLC		N/A	DE	Euclid Office LP	100.00000
ZSF / Office NV, LLC		N/A	DE	Euclid Office LP	100.00000
ZSF / Office NY, LLC		N/A	DE	Euclid Office LP	100.00000
ZSF KY Annex, LLC		N/A	DE	Euclid KY Annex, LP	100.00000
ZSF/Bloomington, LLC		N/A	DE	Bloomington Office LP	100.00000
ZSF/C1 MGP Manager, Inc		N/A	DE	Zurich Structured Finance, Inc.	100.00000
ZSF/C1 MGP, LLC		N/A	DE	ZSF/C1 MGP Manager, Inc	1.00000
ZSF/C1 MGP, LLC		N/A	DE	Zurich Structured Finance, Inc.	99.00000
ZSF/C2 MGP Manager, Inc		N/A	DE	Zurich Structured Finance, Inc.	100.00000
ZSF/C2 MGP, LLC		N/A	DE	ZSF/CF2 MGP Manager, Inc.	1.00000
ZSF/C2 MGP, LLC		N/A	DE	Zurich Structured Finance, Inc.	99.00000
ZSF/Dallas Tower, LLC		N/A	DE	Dallas Tower LP	100.00000
ZSF/Kansas, LLC		N/A	DE	Kansas City Office LP	100.00000
ZSF/Land Parcels LLC		N/A	DE	Zurich Structured Finance, Inc.	100.00000
ZSF/Research Gateway, LLC		N/A	DE	Raleigh/Durham Offices, L.P.	100.00000
ZSF/WD Fitzgerald, LLC		N/A	DE	Euclid Warehouses LP	100.00000
ZSF/WD Hammond, LLC		N/A	DE	Euclid Warehouses LP	100.00000
ZSF/WD Jacksonville, LLC		N/A	DE	Euclid Warehouses LP	100.00000
ZSF/WD Opa Locka, LLC		N/A	DE	Euclid Warehouses LP	100.00000
ZSFH LLC	36-3096373	N/A	DE	Zurich Holding Company of America, Inc.	100.00000
ZSG Kfz-ZulassungsservicegesmbH		N/A	AUT	Zurich Versicherungs-Aktiengesellschaft	33.33333
Zurich - Companhia de Seguros Vida S.A.		N/A	PRT	Zurich Finanz-Gesellschaft AG	0.00100
Zurich - Companhia de Seguros Vida S.A.		N/A	PRT	Zurich Investments Life S.p.A.	0.00100
Zurich - Companhia de Seguros Vida S.A.		N/A	PRT	Zurich Lebensversicherungs-Gesellschaft AG	99.99600
Zurich - Companhia de Seguros Vida S.A.		N/A	PRT	Zurich Versicherungs-Gesellschaft AG	0.00100
Zurich - Companhia de Seguros Vida S.A.		N/A	PRT	Zurich Vida, Compañía de Seguros y Reaseguros, S.A. - Socied	0.00100
Zurich (Scotland) Limited Partnership		N/A	GBR	Zurich General Partner (Scotland) Ltd	100.00000
Zurich Advice Network Limited		N/A	GBR	Allied Dunbar Assurance plc	100.00000
Zurich AFIN Mexico, S.A. DE C.V.		N/A	MEX	Zurich Compania de Sefuros, S.A.	0.00200
Zurich AFIN Mexico, S.A. DE C.V.		N/A	MEX	Zurich Versicherungs-Gesellschaft AG	99.99800
Zurich Agency Services Inc.	04-3126497	N/A	MA	Zurich Holding Company of America, Inc.	100.00000
Zurich Alternative Asset Management, LLC	86-1164252	N/A	DE	Zurich Holding Company of America, Inc.	100.00000
Zurich America Latina Serviços Brasil Ltda.		N/A	BRA	Zurich Lebensversicherungs-Gesellschaft AG	0.01000
Zurich America Latina Serviços Brasil Ltda.		N/A	BRA	Zurich Versicherungs-Gesellschaft AG	99.99000
Zurich American Insurance Company	36-4233459	16535	NY	Zurich Holding Company of America, Inc.	100.00000
Zurich American Insurance Company of Illinois	36-2781080	27855	IL	American Zurich Insurance Company	100.00000
Zurich American Life Insurance Company	36-3050975	90557	IL	Zurich Holding Company of America, Inc.	100.00000
Zurich American Life Insurance Company of New York	27-4746162	14178	NY	Zurich American Life Insurance Company.	100.00000
Zurich Argentina Cia. de Seguros S.A.		N/A	ARG	Inversiones Suizo-Argentina S.A.	55.46140
Zurich Argentina Cia. de Seguros S.A.	AA-2130022	N/A	ARG	Zurich Versicherungs-Gesellschaft AG	44.53611
Zurich Argentina Compania de Seguros de Retiro S.A.	AA-2130022	N/A	ARG	Zurich Argentina Cia. de Seguros S.A.	46.64193
Zurich Argentina Compania de Seguros de Retiro S.A.		N/A	ARG	Zurich Versicherungs-Gesellschaft AG	53.35807
Zurich Aseguradora Argentina S.A.		N/A	ARG	Zürich Versicherungs-Gesellschaft AG	99.99000
Zurich Aseguradora Mexicana, S.A. de C.V.		N/A	MEX	Zürich Lebensversicherungs-Gesellschaft AG	0.00000
Zurich Aseguradora Mexicana, S.A. de C.V.		N/A	MEX	Zürich Versicherungs-Gesellschaft AG	100.00000
Zurich Asset Management Gerente de Fondos Comunes de Inversi		N/A	ARG	Inversiones Suizo-Argentina S.A.	89.99990
Zurich Asset Management Gerente de Fondos Comunes de Inversi		N/A	ARG	Isis S.A.	10.00010
Zurich Assurance Ltd		N/A	GBR	Eagle Star Holdings Limited	100.00000
Zurich Assure Australia Pty Limited		N/A	AUS	Zurich Financial Services Australia Limited	100.00000
Zurich Australia Limited		N/A	AUS	Zurich Financial Services Australia Limited	100.00000
Zurich Australian Insurance Limited	AA-1930995	N/A	AUS	Zurich Financial Services Australia Limited	100.00000
Zurich Australian Insurance Properties Pty Limited		N/A	AUS	Zurich Australia Limited	40.00000
Zurich Australian Insurance Properties Pty Limited		N/A	AUS	Zurich Australian Insurance Limited	60.00000
Zurich Australian Property Holdings Pty Ltd		N/A	AUS	Zürich Versicherungs-Gesellschaft AG	100.00000
Zurich Bank International Limited		N/A	GBR	Dunbar Assets Ireland	100.00000
Zurich Benefit Finance LLC	13-4186554	N/A	DE	Zurich Holding Company of America, Inc.	100.00000
Zurich Beteiligungs-Aktiengesellschaft (Deutschland)		N/A	DEU	Zurich IT Service AG Niederlassung fur Deutschland	82.61672
Zurich Beteiligungs-Aktiengesellschaft (Deutschland)		N/A	DEU	Zurich Leben Service AG Niederlassung fur Deutschland	17.38328
Zurich Brasil Capitalizacao S.A		N/A	BRA	Zurich Versicherungs-Gesellschaft AG	100.00000
Zurich Brasil Companhia de Seguros		N/A	BRA	Zurich Minas Brasil Seguros S.A.	100.00000
Zurich Building Control Services Limited		N/A	GBR	Zurich Holdings (UK) Limited	100.00000
Zurich Canadian Holdings Limited		N/A	CAN	Zurich Insurance Company Ltd, Canadian Branch	68.81942
Zurich Canadian Holdings Limited		N/A	CAN	Zurich Versicherungs-Gesellschaft AG	31.18058
Zurich Capital Markets Inc.		N/A	DE	ZCM (U.S.) Limited	100.00000
Zurich Capital Markets Securities Inc.		N/A	DE	Zurich Capital Markets Inc.	100.00000
Zurich Commercial Services (Europe) GmbH		N/A	DEU	Zürich Beteiligungs-Aktiengesellschaft (Deutschland)	100.00000

**SCHEDULE Y - INFORMATION CONCERNING ACTIVITIES OF INSURER
MEMBERS OF ZURICH INSURANCE GROUP
PART 1 - ORGANIZATIONAL CHART**

Company	FEIN	NAIC	Domiciled	Ownership	%
Zurich Community Trust (UK) Limited		N/A	GBR	Zurich Financial Services (UKISA) Limited	50.00000
Zurich Community Trust (UK) Limited		N/A	GBR	Zurich Financial Services (UKISA) Nominees Limited	50.00000
Zurich Compania de Reaseguros Argentina S.A.		N/A	ARG	Inversiones Suizo-Argentina S.A.	95.00000
Zurich Compania de Reaseguros Argentina S.A.		N/A	ARG	Zurich Versicherungs-Gesellschaft AG	5.00000
Zurich Compania de Seguros, S.A.		N/A	MEX	Zurich Versicherungs-Gesellschaft AG	99.88280
Zurich Corredora de Bolsa S.A.		N/A	CHL	Inversiones Suizo Chilena S.A.	99.00030
Zurich Corredora de Bolsa S.A.		N/A	CHL	Zurich Investments Chile S.A.	0.99970
Zurich Customer Active Management, d.o.o.		N/A	SVN	Zürich Versicherungs-Gesellschaft AG	100.00000
Zurich CZI Management Holding Ltd.	36-4412924	N/A	DE	Zurich Global Investment Management Inc.	100.00000
Zurich Deutscher Herold Lebensversicherung Aktiengesellschaft		N/A	DEU	Deutscher Herold Aktiengesellschaft	67.54030
Zurich Deutscher Herold Lebensversicherung Aktiengesellschaft		N/A	DEU	Zurich Beteiligungs-Aktiengesellschaft (Deutschland)	32.45970
Zurich E&S Insurance Brokerage, Inc.	95-4773780	N/A	CA	Zurich American Insurance Company	100.00000
Zurich Employment Services Limited		N/A	GBR	Zurich Financial Services (UKISA) Limited	100.00000
Zurich Engineering Inspection Services Ireland Limited		N/A	IRL	Zurich Insurance plc	100.00000
Zurich Eurolife S.A.		N/A	LUX	Zurich Lebensversicherungs-Gesellschaft AG	90.00000
Zurich Eurolife S.A.		N/A	LUX	Zurich Versicherungs-Gesellschaft AG	10.00000
Zurich F&I Reinsurance T&C Limited	AA-0053640	N/A	TCA	Universal Underwriters Service Corporation	99.99950
Zurich F&I Reinsurance T&C Limited	AA-0053640	N/A	TCA	Zurich Agency Services Inc.	0.00050
Zurich Fianzas Mexico, S.A.DE C.V.		N/A	MEX	Zurich Versicherungs-Gesellschaft AG	100.00000
Zurich Finance (Australia) Limited		N/A	AUS	Zürich Versicherungs-Gesellschaft AG	100.00000
Zurich Finance (Ireland) DAC		N/A	IRL	Zürich Versicherungs-Gesellschaft AG	100.00000
Zurich Finance (UK) plc		N/A	GBR	Zurich Financial Services (UKISA) Limited	99.99800
Zurich Finance (UK) plc		N/A	GBR	Zurich Financial Services (UKISA) Nominees Limited	0.00200
Zurich Finance Company Ltd		N/A	CHE	Zurich Versicherungs-Gesellschaft AG	100.00000
Zurich Financial Services (Isle of Man) Group Services Limit		N/A	GBR	Zurich Versicherungs-Gesellschaft AG	100.00000
Zurich Financial Services (Isle of Man) Holdings Limited		N/A	GBR	Zurich Versicherungs-Gesellschaft AG	100.00000
Zurich Financial Services (Isle of Man) Insurance Manager Lt		N/A	GBR	Zurich Versicherungs-Gesellschaft AG	100.00000
Zurich Financial Services (UKISA) Limited		N/A	GBR	Allied Zurich Holdings Limited	90.31559
Zurich Financial Services (UKISA) Limited		N/A	GBR	Zurich Insurance plc	9.68441
Zurich Financial Services (UKISA) Nominees Limited		N/A	GBR	Zurich Financial Services (UKISA) Limited	100.00000
Zurich Financial Services Australia Limited	AA-1930995	N/A	AUS	Zurich Versicherungs-Gesellschaft AG	100.00000
Zurich Financial Services EUB Holdings Limited		N/A	IRL	Zurich Ins Group	0.08333
Zurich Financial Services EUB Holdings Limited		N/A	IRL	Zurich Insurance Group Ltd.	99.91667
Zurich Financial Services UK Pension Trustee Limited		N/A	GBR	Zurich Financial Services (UKISA) Limited	99.00000
Zurich Finanz-Gesellschaft AG		N/A	CHE	Zurich Versicherungs-Gesellschaft AG	100.00000
Zurich General Insurance (Hong Kong) Limited		N/A	HKG	Zurich Insurance Company Ltd, Hong Kong Branch	100.00000
Zurich General Insurance Company (China) Limited		N/A	CHN	Zurich Versicherungs-Gesellschaft AG	100.00000
Zurich General Insurance Malaysia Berhad		N/A	MYS	Zürich Versicherungs-Gesellschaft AG	100.00000
Zurich General Partner (Scotland) Ltd		N/A	GBR	Allied Zurich Holdings Limited	100.00000
Zurich General Takaful Malaysia Berhad		N/A	MYS	Zurich Holdings Malaysia Berhad	100.00000
Zurich GL Servicios Mexico, S.A. de C.V.		N/A	MEX	Zurich Compania de Seguros, S.A.	5.00000
Zurich GL Servicios Mexico, S.A. de C.V.		N/A	MEX	Zurich Vida, Compañia de Seguros, S.A.	95.00000
Zurich Global Corporate UK Limited		N/A	GBR	Zurich Holdings (UK) Limited	100.00000
Zurich Global Investment Management Inc.	04-3729755	N/A	DE	Zurich Holding Company of America, Inc.	100.00000
Zurich Global, Ltd.	AA-3190947	N/A	BMU	Zurich Holding Company of America, Inc.	100.00000
Zurich Global Ventures MGA Solutions (SA)		N/A	BEL	Zürich Versicherungs-Gesellschaft AG	100.00000
Zurich Group Pension Services (UK) Ltd		N/A	GBR	Zurich Assurance Ltd	100.00000
Zurich GSG Limited		N/A	GBR	Zurich GSH Limited	100.00000
Zurich GSH Limited		N/A	GBR	Zurich Holdings (UK) Limited	100.00000
Zurich Holding Company of America, Inc.	36-3096373	N/A	DE	Zurich Versicherungs-Gesellschaft AG	100.00000
Zurich Holding Ireland Limited		N/A	IRL	Zurich Versicherungs-Gesellschaft AG	100.00000
Zurich Holdings (UK) Limited		N/A	GBR	Zurich Versicherungs-Gesellschaft AG	100.00000
Zurich Immobilien (Deutschland) AG & Co. KG		N/A	DEU	Zurich Immobilien-treuhand (Deutschland) GmbH	0.00000
Zurich Immobilien Liegenschaftsverwaltungs-GesmbH		N/A	AUT	Zurich Versicherungs-Gesellschaft AG	100.00000
Zurich Immobilien-treuhand (Deutschland) GmbH		N/A	DEU	Zurich Deutscher Herold Lebensversicherung Aktiengesellschaft	100.00000
Zurich Insurance Company (U.K.) Limited		N/A	GBR	Zurich Versicherungs-Gesellschaft AG	100.00000
Zurich Insurance Company Escritorio de Representacao no Bras		N/A	BRA	Zurich Versicherungs-Gesellschaft AG	100.00000
Zurich Insurance Company Ltd., Representative Office Buenos Aires		N/A	ARG	Zurich Versicherungs-Gesellschaft AG	100.00000
Zurich Insurance Group Ltd.		N/A	CHE	Board of Directors	
Zurich Insurance Holdings (Hong Kong) Limited		N/A	HKG	Zurich Versicherungs-Gesellschaft AG	100.00000
Zurich Insurance Malaysia Berhad		N/A	MYS	Zurich Versicherungs-Gesellschaft AG	100.00000
Zurich Insurance plc	AA-1780059	N/A	IRL	Zurich Beteiligungs-Aktiengesellschaft (Deutschland)	25.07428
Zurich Insurance plc	AA-1780059	N/A	IRL	Zurich Holding Ireland Limited	70.40509
Zurich Insurance plc	AA-1780059	N/A	IRL	Zurich Insurance Company Ltd - Rappresentanza Generale per I	4.52063
Zurich Insurance plc, Representative Office Buenos Aires		N/A	ARG	Zurich Insurance plc	100.00000
Zurich Intermediary Group Limited		N/A	GBR	Zurich Financial Services (UKISA) Limited	99.99900
Zurich Intermediary Group Limited		N/A	GBR	Zurich Financial Services (UKISA) Nominees Limited	0.00100
Zurich International (UK) Limited	AA-1120018	N/A	GBR	Zurich Holdings (UK) Limited	100.00000
Zurich International Life Limited		N/A	GBR	Zurich Versicherungs-Gesellschaft AG	100.00000
Zurich International Pensions Administration Limited		N/A	IMN	Zurich International Life Limited	100.00000
Zurich Invest AG		N/A	CHE	Zurich Versicherungs-Gesellschaft AG	100.00000
Zurich Invest ICAV		N/A	IRL	Zurich Invest AG	50.00000
Zurich Invest ICAV		N/A	IRL	Zürich Versicherungs-Gesellschaft AG	50.00000
Zurich Investment Management Limited		N/A	AUS	Zurich Australia Limited	100.00000
Zurich Investment Services Limited		N/A	BMU	Zurich Finance Company Ltd	100.00000
Zurich Investments Life S.p.A.		N/A	ITA	Zurich Insurance Company Ltd - Rappresentanza Generale per I	100.00000
ZURICH IRELAND MASTER TRUSTEE DESIGNATED ACTIVITY COMPANY		N/A	IRL	Zurich Life Assurance plc	100.00000
Zurich Italy S.p.A.		N/A	ITA	Zürich Versicherungs-Gesellschaft AG	100.00000
Zurich JVCompany Servicios Mexico, S.A. DE C.V.		N/A	MEX	Zurich Santander Seguros Mexico, S.A.	99.99800
Zurich JVCompany Servicios Mexico, S.A. DE C.V.		N/A	MEX	Zurich Vida, Compania de Seguros, S.A.	0.00200
Zurich Kunden Center GmbH		N/A	DEU	Zurich Beteiligungs-Aktiengesellschaft (Deutschland)	100.00000
Zurich Latin America Corporation	26-0530367	N/A	FL	Zurich Holding Company of America, Inc.	100.00000
Zurich Latin America Holding S.L. - Sociedad Unipersonal		N/A	ESP	Zurich Lebensversicherungs-Gesellschaft AG	100.00000
Zurich Latin American Services S.A.		N/A	ARG	Inversiones Suizo-Argentina S.A.	6.32000
Zurich Latin American Services S.A.		N/A	ARG	Zurich Versicherungs-Gesellschaft AG	93.68000
Zurich Lebensversicherungs-Gesellschaft AG		N/A	CHE	Zurich Versicherungs-Gesellschaft AG	100.00000
Zurich Legacy Solutions Services (UK) Limited		N/A	GBR	Zurich Versicherungs-Gesellschaft AG	100.00000
Zurich Life Assurance plc		N/A	IRL	Zurich Holding Ireland Limited	100.00000
Zurich Life Insurance (Hong Kong) Limited		N/A	HKG	Zürich Versicherungs-Gesellschaft AG	100.00000
Zurich Life Insurance Company Ltd., Representative office Buenos Aires		N/A	ARG	Zurich Lebensversicherungs-Gesellschaft AG	100.00000
Zurich Life Preparatory Japan Co. Ltd.		N/A	JPN	Zürich Lebensversicherungs-Gesellschaft AG	100.00000
Zurich LiveWell Services and Solutions AG		N/A	CHE	Zürich Versicherungs-Gesellschaft AG	100.00000
Zurich Management (Bermuda) Ltd		N/A	BMU	Zurich Versicherungs-Gesellschaft AG	100.00000
Zurich Management Services Limited		N/A	GBR	Zurich Holdings (UK) Limited	100.00000
Zurich Minas Brasil Seguros S.A.		N/A	BRA	Zurich Versicherungs-Gesellschaft AG	100.00000
Zurich Pension Trustees Ireland Limited		N/A	IRL	Zurich Insurance plc	50.00000
Zurich Pension Trustees Ireland Limited		N/A	IRL	Zurich Trustee Services Limited	50.00000
Zurich Pension Trustees Limited		N/A	GBR	Zurich Assurance Ltd	100.00000
Zurich Pensions Management Limited		N/A	GBR	Allied Dunbar Assurance plc	100.00000
Zurich Pensionskassen-Beratung AG		N/A	CHE	Zurich Lebensversicherungs-Gesellschaft AG	100.00000
Zurich Professional Limited		N/A	GBR	Zurich Holdings (UK) Limited	100.00000
Zurich Project Finance (UK) Limited		N/A	GBR	Zürich Versicherungs-Gesellschaft AG	100.00000

**SCHEDULE Y - INFORMATION CONCERNING ACTIVITIES OF INSURER
MEMBERS OF ZURICH INSURANCE GROUP
PART 1 - ORGANIZATIONAL CHART**

Company	FEIN	NAIC	Domiciled	Ownership	%
Zurich Properties Pty Limited		N/A	AUS	Zurich Australia Limited	40.00056
Zurich Properties Pty Limited		N/A	AUS	Zurich Australian Insurance Limited	59.99944
Zurich Property Services Malaysia Sdn Bhd		N/A	MYS	Zurich Versicherungs-Gesellschaft AG	100.00000
Zurich Realty, Inc.	30-0165071	N/A	MD	Zurich Holding Company of America, Inc.	100.00000
Zurich Rechtsschutz-Schadenservice GmbH		N/A	DEU	Zürich Beteiligungs-Aktiengesellschaft (Deutschland)	100.00000
Zurich Resseguradora Brasil S.A.		N/A	BRA	Zurich Lebensversicherungs-Gesellschaft AG	0.00100
Zurich Resseguradora Brasil S.A.		N/A	BRA	Zurich Versicherungs-Gesellschaft AG	99.99900
Zurich Risk Management Services (India) Private Limited		N/A	IND	Zürich Rückversicherungs-Gesellschaft AG	1.00000
Zurich Risk Management Services (India) Private Limited		N/A	IND	Zurich Versicherungs-Gesellschaft AG	99.00000
Zurich Ruckversicherungs-Gesellschaft AG		N/A	CHE	Zurich Versicherungs-Gesellschaft AG	100.00000
Zurich Sander Vermögensverwaltungs AG (Deutschland)		N/A	DEU	Zürich Beteiligungs-Aktiengesellschaft (Deutschland)	32.46000
Zurich Sander Vermögensverwaltungs AG (Deutschland)		N/A	DEU	Deutscher Herold Aktiengesellschaft	67.54000
Zurich Santander Brasil Odonto LTDA.		N/A	BRA	Zurich Santander Brasil Seguros e Previdência S.A.	99.00000
Zurich Santander Brasil Odonto LTDA.		N/A	BRA	Zurich Santander Brasil Seguros S.A.	1.00000
Zurich Santander Brasil Seguros e Previdência S.A.		N/A	BRA	Zurich Latin America Holding S.L. - Sociedad Unipersonal	0.22007
Zurich Santander Brasil Seguros e Previdência S.A.		N/A	BRA	Zurich Santander Holding (Spain), S.L.	99.56848
Zurich Santander Brasil Seguros S.A.		N/A	BRA	Zurich Santander Brasil Seguros e Previdência S.A.	100.00000
Zurich Santander Holding (Spain), S.L.		N/A	ESP	Zurich Santander Insurance America, S.L.	100.00000
Zurich Santander Insurance America, S.L.		N/A	ESP	Zurich Latin America Holding S.L. - Sociedad Unipersonal	51.00000
Zurich Santander Seguros Argentina S.A.		N/A	ARG	Inversiones ZS America SpA	4.00000
Zurich Santander Seguros Argentina S.A.		N/A	ARG	Zurich Santander Insurance America, S.L.	96.00000
Zurich Santander Seguros de Vida Chile S.A.		N/A	CHL	Inversiones ZS America Dos Limitada	99.78173
Zurich Santander Seguros de Vida Chile S.A.		N/A	CHL	Inversiones ZS America SpA	0.21827
Zurich Santander Seguros Generales Chile S.A.		N/A	CHL	Inversiones ZS America Dos Limitada	99.50540
Zurich Santander Seguros Generales Chile S.A.		N/A	CHL	Inversiones ZS America SpA	0.49460
Zurich Santander Seguros Mexico, S.A.		N/A	MEX	Inversiones ZS America SpA	0.00053
Zurich Santander Seguros Mexico, S.A.		N/A	MEX	Zurich Santander Insurance America, S.L.	99.99947
Zurich Schweiz Services AG		N/A	CHE	Zürich Versicherungs-Gesellschaft AG	100.00000
Zurich Seguros Ecuador, S.A.		N/A	ECU	Zürich Versicherungs-Gesellschaft AG	100.00000
Zurich Service GmbH		N/A	DEU	Zurich Versicherungs-Aktiengesellschaft	100.00000
Zurich Services (Australia) Pty Limited		N/A	AUS	Zurich Financial Services Australia Limited	100.00000
Zurich Services (Hong Kong) Limited		N/A	HKG	Zurich Insurance Holdings (Hong Kong) Limited	99.99714
Zurich Services (Hong Kong) Limited		N/A	HKG	Zürich Versicherungs-Gesellschaft AG	0.00286
Zurich Services A.I.E.		N/A	ESP	AIDE Asistencia Seguros y Reaseguros, S.A. - Sociedad Uniper	0.00100
Zurich Services A.I.E.		N/A	ESP	Bansabadell Pensiones, E.G.F.P, S.A.	0.00100
Zurich Services A.I.E.		N/A	ESP	Bansabadell Seguros Generales, S.A. de Seguros y Reaseguros	0.00100
Zurich Services A.I.E.		N/A	ESP	Bansabadell Vida S.A. de Seguros y Reaseguros	0.00100
Zurich Services A.I.E.		N/A	ESP	Zurich Insurance plc, Sucursal en Espana	97.18000
Zurich Services A.I.E.		N/A	ESP	Zurich Vida, Compañía de Seguros y Reaseguros, S.A. - Societ	2.81600
Zurich Services Company (Pty) Ltd		N/A	AUS	Zürich Versicherungs-Gesellschaft AG	100.00000
Zurich Services US. LLC	35-2546417	N/A	DE	Farmers Group, Inc.	50.00000
Zurich Services US. LLC	35-2546417	N/A	DE	Zurich Holding Company of America, Inc.	50.00000
Zurich Servicios de Mexico, S.A. de. C.V.		N/A	MEX	Zurich Vida, Compañia de Seguros, S.A.	90.00000
Zurich Servicios de Mexico, S.A. de. C.V.		N/A	MEX	Zurich, Compañia de Seguros, S.A.	10.00000
ZURICH SERVICIOS DIRECTO ESPAÑA, S.L.		N/A	ESP	Zurich Insurance Mobile Solutions AG	100.00000
Zurich Servicios y Soporte México, S.A. de C.V.		N/A	MEX	Zürich Lebensversicherungs-Gesellschaft AG	0.02000
Zurich Servicios y Soporte México, S.A. de C.V.		N/A	MEX	Zürich Versicherungs-Gesellschaft AG	99.98000
Zurich Shared Services S.A.		N/A	CHL	Inversiones Suizo Chilena S.A.	99.98667
Zurich Shared Services S.A.		N/A	CHL	Zurich Investments Chile S.A.	0.01333
Zurich Sigorta A.S.		N/A	TUR	Zurich Versicherungs-Gesellschaft AG	100.00000
Zurich Small Amount and Short Term Insurance Ltd		N/A	JPN	Zürich Versicherungs-Gesellschaft AG	100.00000
Zurich South America Invest AB		N/A	SWE	Zurich Versicherungs-Gesellschaft AG	100.00000
Zurich Specialties London Limited		N/A	GBR	Zurich Holdings (UK) Limited	100.00000
Zurich Structured Finance, Inc.		N/A	DE	Zurich Finance Company Ltd	100.00000
Zurich Takaful Malaysia Berhad (ZTMB)		N/A	MYS	Zurich Versicherungs-Gesellschaft AG	100.00000
Zurich Technical and Consulting Services (Beijing) Co. Ltd.		N/A	CHN	Zurich Insurance Holdings (Hong Kong) Limited	100.00000
Zurich Technical Development (China) Limited		N/A	CHN	Zurich Insurance Holdings (Hong Kong) Limited	100.00000
Zurich Technology Malaysia Sdn Bhd		N/A	MYS	Zurich Technology Services Malaysia Sdn Bhd	100.00000
Zurich Technology Services Malaysia Sdn Bhd		N/A	MYS	Zurich Versicherungs-Gesellschaft AG	100.00000
Zurich Transitional Services Limited		N/A	GBR	Zurich Holdings (UK) Limited	100.00000
Zurich Travel Solutions Pty Limited		N/A	AUS	Zürich Versicherungs-Gesellschaft AG	100.00000
Zurich Treasury Services Limited		N/A	IRL	Zurich Financial Services EUB Holdings Limited	100.00000
Zurich Trustee Services Limited		N/A	IRL	Zurich Life Assurance plc	100.00000
Zurich UK General Employee Services Limited		N/A	GBR	Zurich UK General Services Limited	100.00000
Zurich UK General Services Limited		N/A	GBR	Zurich Holdings (UK) Limited	100.00000
Zurich Versicherungs-Aktiengesellschaft	AA-1220080	N/A	AUT	Zurich Versicherungs-Gesellschaft AG	99.98125
Zurich Versicherungs-Gesellschaft AG	AA-1460190	N/A	CHE	Zurich Insurance Group Ltd.	100.00000
Zurich Vida e Previdencia S.A.		N/A	BRA	Zurich Minas Brasil Seguros S.A,	100.00000
Zurich Vida, Compañía de Seguros y Reaseguros, S.A. - Societ	AA-1840022	N/A	ESP	Zurich Lebensversicherungs-Gesellschaft AG	100.00000
Zurich Vida, Compañía de Seguros, S.A.	AA-2734111	N/A	MEX	Zurich Versicherungs-Gesellschaft AG	100.00000
Zurich Vorsorge-Beratungs und Vertriebs GmbH (Deutschland)		N/A	DEU	Zürich Beteiligungs-Aktiengesellschaft (Deutschland)	100.00000
Zurich Whiteley Investment Trust Limited		N/A	GBR	Zurich Insurance plc	100.00000
Zurich Whiteley Trust Limited		N/A	GBR	Zurich Whiteley Investment Trust Limited	100.00000
Zurich Workplace Solutions (Middle East) Limited		N/A	ARE	Zurich International Life Limited	100.00000

Note 1: Farmers Insurance Exchange, formed and organized pursuant to California Insurance Code Section 1280, et seq., is owned by its policyholders. Its attorney-in-fact, Farmers Group, Inc., dba Farmers Underwriters Association, which is a subsidiary of Zurich Insurance Group Ltd. (See also Schedule Y, Part 1A)

Note 2: Farmers Texas County Mutual Insurance Company, formed and organized pursuant to Chapter 912 of the Texas Insurance Code, is managed by Farmers Group, Inc., dba Farmers Underwriters Association

Note 3: Fire Insurance Exchange, formed and organized pursuant to California Insurance Code Section 1280, et seq., is owned by its policyholders. Its attorney-in-fact, Fire Underwriters Association, which is a subsidiary of Zurich Insurance Group Ltd. (See also Schedule Y, Part 1A)

Note 4: Foremost County Mutual Insurance Company is a Texas County mutual insurance company managed by Foremost Insurance Company Grand Rapids, Michigan

Note 5: Foremost Lloyds of Texas is a Texas company managed by Foremost Insurance Company Grand Rapids, Michigan.

Note 6: Truck Insurance Exchange, formed and organized pursuant to California Insurance Code Section 1280, et seq., is owned by its policyholders. Its attorney-in-fact, Truck Underwriters Association, which is a subsidiary of Zurich Insurance Group Ltd. (See also Schedule Y, Part 1A)

Note 7: Zurich Insurance Plc operates branches in the following countries: Italy (AA-1364106), Portugal (AA-1820001), Spain (AA-1840150), and United Kingdom (AA-1780059).

Note 8: Zurich Versicherungs-Aktiengesellschaft operates a branch in Germany (AA-1340017)

Note 9: Zurich Versicherungs-Gesellschaft AG also known as Zurich Insurance Company, Ltd operates branches in the following countries: Bermuda (AA-3190825), Canada (AA-1560999), Hong Kong (AA-5324112), Ireland (AA-1780042), Japan (AA-1584115), and Singapore (AA-5760036). It also operates a management entity Alpina International (AA-1460010) in Switzerland.

Note 10: Farmers Lloyds Insurance Company of Texas is a Texas company managed by Farmers Lloyds, Inc.

STATEMENT AS OF JUNE 30, 2023 OF THE FARMERS INSURANCE EXCHANGE

SCHEDULE Y

PART 1A - DETAIL OF INSURANCE HOLDING COMPANY SYSTEM

1	2	3	4	5	6	7	8	9	10	11	12	13	14	15	16
Group Code	Group Name	NAIC Company Code	ID Number	Federal RSSD	CIK	Name of Securities Exchange if Publicly Traded (U.S. or International)	Names of Parent, Subsidiaries Or Affiliates	Domiciliary Location	Relationship to Reporting Entity	Directly Controlled by (Name of Entity/Person)	Type of Control (Ownership, Board, Management, Attorney-in-Fact, Influence, Other)	If Control is Ownership Provide Percentage	Ultimate Controlling Entity(ies)/Person(s)	Is an SCA Filing Required? (Yes/No)	*
		0000	83-0877980				10433 Ella Blvd, LLC	DE	DS	Mid-Century Insurance Company	Ownership	100.000	Farmers Insurance Exchange	NO	
		00000	82-3606914				11930 Narcoossee Road, LLC	DE	DS	Mid-Century Insurance Company	Ownership	100.000	Farmers Insurance Exchange	NO	
.0069	Farmers Insurance Group	00000	86-3957205				12225 NE 60th Way, LLC	DE	DS	Truck Insurance Exchange	Ownership	100.000	Farmers Insurance Exchange	NO	
		00000	84-2794277				14001 Rosencrans Avenue, LLC	DE	DS	Farmers Insurance Exchange	Ownership	100.000	Farmers Insurance Exchange	NO	
		00000	81-4674724				145 Great Road, LLC	DE	DS	Mid-Century Insurance Company	Ownership	100.000	Farmers Insurance Exchange	NO	
		00000	47-3820947				17885 Von Karman, LLC	CA	DS	Farmers Insurance Exchange	Ownership	100.000	Farmers Insurance Exchange	NO	
		00000	82-2860816				201 Railroad Ave, LLC	DE	DS	Farmers Insurance Exchange	Ownership	100.000	Farmers Insurance Exchange	NO	
.0069	Farmers Insurance Group	36404	95-4136306				21st Century Casualty Company	CA	DS	21st Century Insurance Group	Ownership	100.000	Farmers Insurance Exchange	NO	
.0069	Farmers Insurance Group	34789	23-2044095				21st Century Centennial Insurance Company	PA	DS	Mid-Century Insurance Company	Ownership	100.000	Farmers Insurance Exchange	NO	
		00000	51-0283170				21st Century Insurance and Financial Services, Inc.	DE	DS	Mid-Century Insurance Company	Ownership	100.000	Farmers Insurance Exchange	YES	
.0069	Farmers Insurance Group	12963	95-2565072				21st Century Insurance Company	CA	DS	21st Century Insurance Group	Ownership	100.000	Farmers Insurance Exchange	NO	
		00000	95-1935264				21st Century Insurance Group	DE	DS	Mid-Century Insurance Company	Ownership	100.000	Farmers Insurance Exchange	YES	
.0069	Farmers Insurance Group	32220	13-3333609				21st Century North America Insurance Company	NY	DS	Mid-Century Insurance Company	Ownership	100.000	Farmers Insurance Exchange	NO	
		10710	13-3922232				21st Century Pinnacle Insurance Company	NJ	DS	21st Century North America Insurance Company	Ownership	100.000	Farmers Insurance Exchange	NO	
.0069	Farmers Insurance Group	20796	22-1721971				21st Century Premier Insurance Company	PA	DS	21st Century Centennial Insurance Company	Ownership	100.000	Farmers Insurance Exchange	NO	
		00000	92-1475501				2475 Mill Center Parkway, LLC	DE	DS	Farmers Insurance Exchange	Ownership	100.000	Farmers Insurance Exchange	NO	
		00000	82-2666461				2501 East Valley Road, LLC	DE	DS	Fire Insurance Exchange	Ownership	100.000	Fire Insurance Exchange	NO	
		00000	92-1508649				280 Riverside Parkway, LLC	DE	DS	Farmers Insurance Exchange	Ownership	100.000	Farmers Insurance Exchange	NO	
		00000	88-4349711				3049 East Washburn Road, LLC	DE	DS	Farmers Insurance Exchange	Ownership	100.000	Farmers Insurance Exchange	NO	
		00000	92-1207495				3195 East Washburn Road, LLC	DE	DS	Farmers Insurance Exchange	Ownership	100.000	Farmers Insurance Exchange	NO	
		00000	81-0741455				384 Santa Trinita Ave LLC	DE	DS	Fire Insurance Exchange	Ownership	100.000	Farmers Insurance Exchange	NO	
		00000	81-2487862				3900 Indian Avenue, LLC	DE	DS	Farmers Insurance Exchange	Ownership	100.000	Farmers Insurance Exchange	NO	
		00000	92-1554532				4345 Hamilton Mill Road, LLC	DE	DS	Farmers Insurance Exchange	Ownership	100.000	Farmers Insurance Exchange	NO	
		00000	81-4365602				460 Gibraltar Drive, LLC	DE	DS	Truck Insurance Exchange	Ownership	100.000	Farmers Insurance Exchange	NO	
		00000	92-1590378				475 Riverside Parkway, LLC	DE	DS	Mid-Century Insurance Company	Ownership	100.000	Farmers Insurance Exchange	NO	
		00000	47-2591947				5401 Wiles Road LLC	FL	DS	Mid-Century Insurance Company	Ownership	100.000	Farmers Insurance Exchange	NO	
		00000	81-1746692				600 Riverside Parkway, LLC	DE	DS	Farmers Insurance Exchange	Ownership	100.000	Farmers Insurance Exchange	NO	
		00000	82-4386531				6671-6675 North Macarthur Blvd, LLC	DE	DS	Mid-Century Insurance Company	Ownership	100.000	Farmers Insurance Exchange	NO	
.0069	Farmers Insurance Group	10245	86-0812982				American Federation Insurance Company	TX	DS	21st Century Insurance Group	Ownership	100.000	Farmers Insurance Exchange	NO	
.0069	Farmers Insurance Group	10805	13-3953213				American Pacific Insurance Company, Inc.	HI	DS	Farmers Insurance Hawaii, Inc.	Ownership	100.000	Farmers Insurance Exchange	NO	
.0069	Farmers Insurance Group	11034	34-1893500				Bristol West Casualty Insurance Company	OH	DS	Coast National Insurance Company	Ownership	100.000	Farmers Insurance Exchange	NO	
		00000	13-3994449				Bristol West Holdings, Inc.	DE	DS	Farmers Insurance Exchange	Ownership	42.000	Farmers Insurance Exchange	YES	
		00000	13-3994449				Bristol West Holdings, Inc.	DE	DS	Fire Insurance Exchange	Ownership	3.750	Farmers Insurance Exchange	YES	
		00000	13-3994449				Bristol West Holdings, Inc.	DE	DS	Truck Insurance Exchange	Ownership	6.750	Farmers Insurance Exchange	YES	
		00000	13-3994449				Bristol West Holdings, Inc.	DE	DS	Mid-Century Insurance Company	Ownership	47.500	Farmers Insurance Exchange	YES	
.0069	Farmers Insurance Group	19658	38-1865162				Bristol West Insurance Company	OH	DS	Coast National Insurance Company	Ownership	100.000	Farmers Insurance Exchange	NO	
		00000	65-0880876				Bristol West Insurance Services of California, Inc.	CA	DS	Bristol West Holdings, Inc.	Ownership	100.000	Farmers Insurance Exchange	NO	
		00000	65-0616769				Bristol West Insurance Services, Inc. of Florida	FL	DS	Bristol West Holdings, Inc.	Ownership	100.000	Farmers Insurance Exchange	NO	
.0069	Farmers Insurance Group	12774	86-1174452				Bristol West Preferred Insurance Company	MI	DS	Bristol West Holdings, Inc.	Ownership	100.000	Farmers Insurance Exchange	NO	
		00000	65-0919338				BWIS of Nevada, Inc.	NV	DS	Bristol West Holdings, Inc.	Ownership	100.000	Farmers Insurance Exchange	NO	
.0069	Farmers Insurance Group	10315	95-4528269				Civic Property and Casualty Company	CA	IA	Fire Insurance Exchange	Ownership	80.000	Fire Insurance Exchange	NO	
.0069	Farmers Insurance Group	10315	95-4528269				Civic Property and Casualty Company	CA	IA	Truck Insurance Exchange	Ownership	20.000	Fire Insurance Exchange	NO	
		00000	76-0543593				Coast National General Agency, Inc.	TX	DS	Bristol West Holdings, Inc.	Ownership	100.000	Farmers Insurance Exchange	NO	
		00000	33-0246699				Coast National Holding Company	CA	DS	Bristol West Holdings, Inc.	Ownership	100.000	Farmers Insurance Exchange	NO	

STATEMENT AS OF JUNE 30, 2023 OF THE FARMERS INSURANCE EXCHANGE

SCHEDULE Y
PART 1A - DETAIL OF INSURANCE HOLDING COMPANY SYSTEM

1	2	3	4	5	6	7	8	9	10	11	12	13	14	15	16
Group Code	Group Name	NAIC Company Code	ID Number	Federal RSSD	CIK	Name of Securities Exchange if Publicly Traded (U.S. or International)	Names of Parent, Subsidiaries Or Affiliates	Domi-ciliary Location	Relation-ship to Reporting Entity	Directly Controlled by (Name of Entity/Person)	Type of Control (Ownership, Board, Management, Attorney-in-Fact, Influence, Other)	If Control is Ownership Provide Percentage	Ultimate Controlling Entity(ies)/Person(s)	Is an SCA Filing Re-quired? (Yes/No)	*
.0069	Farmers Insurance Group	25089	33-0246701				Coast National Insurance Company	CA	DS	Coast National Holding Company	Ownership	100.000	Farmers Insurance Exchange	NO	
.0069	Farmers Insurance Group	22926	36-1022580				Economy Fire & Casualty Company	IL	DS	Farmers Property and Casualty Insurance Company	Ownership	100.000	Farmers Insurance Exchange	NO	
.0069	Farmers Insurance Group	38067	36-3027848				Economy Preferred Insurance Company	IL	DS	Economy Fire & Casualty Company	Ownership	100.000	Farmers Insurance Exchange	NO	
.0069	Farmers Insurance Group	40649	36-3105737				Economy Premier Assurance Company	IL	DS	Economy Fire & Casualty Company	Ownership	100.000	Farmers Insurance Exchange	NO	
.0069	Farmers Insurance Group	10318	95-4528266				Exact Property and Casualty Company	CA	IA	Fire Insurance Exchange	Ownership	80.000	Fire Insurance Exchange	NO	
.0069	Farmers Insurance Group	10318	95-4528266				Exact Property and Casualty Company	CA	IA	Truck Insurance Exchange	Ownership	20.000	Fire Insurance Exchange	NO	
.0069	Farmers Insurance Group	40169	05-0393243				Farmers Casualty Insurance Company	RI	DS	Farmers Property and Casualty Insurance Company	Ownership	100.000	Farmers Insurance Exchange	NO	
.0069	Farmers Insurance Group	25321	23-1903575				Farmers Direct Property and Casualty Insurance Company	RI	DS	Farmers Property and Casualty Insurance Company	Ownership	100.000	Farmers Insurance Exchange	NO	
		00000	77-0530616				Farmers Financial Solutions, LLC	NV	DS	FFS Holding, LLC	Ownership	100.000	Farmers Insurance Exchange	NO	
.0069	Farmers Insurance Group	00000	95-3003951				Farmers General Insurance Agency, Inc.	RI	DS	Farmers Property and Casualty Insurance Company	Ownership	100.000	Farmers Insurance Exchange	YES	
.0069	Farmers Insurance Group	34339	13-2915260				Farmers Group Property and Casualty Insurance Company	RI	DS	Farmers Property and Casualty Insurance Company	Ownership	100.000	Farmers Insurance Exchange	NO	
.0069	Farmers Insurance Group	21598	95-2626387				Farmers Insurance Company of Arizona	AZ	DS	Farmers Insurance Exchange	Ownership	70.000	Farmers Insurance Exchange	NO	
.0069	Farmers Insurance Group	21598	95-2626387				Farmers Insurance Company of Arizona	AZ	DS	Truck Insurance Exchange	Ownership	20.000	Farmers Insurance Exchange	NO	
.0069	Farmers Insurance Group	21598	95-2626387				Farmers Insurance Company of Arizona	AZ	DS	Fire Insurance Exchange	Ownership	10.000	Farmers Insurance Exchange	NO	
.0069	Farmers Insurance Group	21601	95-2626385				Farmers Insurance Company of Idaho	ID	DS	Farmers Insurance Exchange	Ownership	80.000	Farmers Insurance Exchange	NO	
.0069	Farmers Insurance Group	21601	95-2626385				Farmers Insurance Company of Idaho	ID	DS	Fire Insurance Exchange	Ownership	6.700	Farmers Insurance Exchange	NO	
.0069	Farmers Insurance Group	21601	95-2626385				Farmers Insurance Company of Idaho	ID	DS	Truck Insurance Exchange	Ownership	13.300	Farmers Insurance Exchange	NO	
.0069	Farmers Insurance Group	21636	95-2655893				Farmers Insurance Company of Oregon	OR	DS	Farmers Insurance Exchange	Ownership	80.000	Farmers Insurance Exchange	NO	
.0069	Farmers Insurance Group	21636	95-2655893				Farmers Insurance Company of Oregon	OR	DS	Truck Insurance Exchange	Ownership	20.000	Farmers Insurance Exchange	NO	
.0069	Farmers Insurance Group	21644	95-2655894				Farmers Insurance Company of Washington	WA	DS	Fire Insurance Exchange	Ownership	80.000	Fire Insurance Exchange	NO	
.0069	Farmers Insurance Group	21644	95-2655894				Farmers Insurance Company of Washington	WA	DS	Truck Insurance Exchange	Ownership	20.000	Fire Insurance Exchange	NO	
.0069	Farmers Insurance Group	21628	48-0609012				Farmers Insurance Company, Inc.	KS	DS	Farmers Insurance Exchange	Ownership	90.000	Farmers Insurance Exchange	NO	
.0069	Farmers Insurance Group	21628	48-0609012				Farmers Insurance Company, Inc.	KS	DS	Fire Insurance Exchange	Ownership	10.000	Farmers Insurance Exchange	NO	
.0069	Farmers Insurance Group	21652	95-2575893				Farmers Insurance Exchange	CA	RE	See Note 1	Other			NO	
.0069	Farmers Insurance Group	28487	22-2640040				Farmers Insurance Hawaii, Inc.	HI	DS	Mid-Century Insurance Company	Ownership	100.000	Farmers Insurance Exchange	NO	
.0069	Farmers Insurance Group	36889	31-0956373				Farmers Insurance of Columbus, Inc.	OH	DS	Farmers Insurance Exchange	Ownership	100.000	Farmers Insurance Exchange	NO	
.0069	Farmers Insurance Group	00000	05-0476998				Farmers Lloyds, Inc.	TX	DS	Farmers Property and Casualty Insurance Company	Ownership	100.000	Farmers Insurance Exchange	YES	
.0069	Farmers Insurance Group	13938	75-2483187				Farmers Lloyds Insurance Company of Texas	TX	IA	See Note 12	Attorney In Fact		Farmers Insurance Exchange	NO	
.0069	Farmers Insurance Group	10806	36-4165395				Farmers New Century Insurance Company	IL	DS	Illinois Farmers Insurance Company	Ownership	100.000	Farmers Insurance Exchange	NO	
.0069	Farmers Insurance Group	26298	13-2725441				Farmers Property and Casualty Insurance Company	RI	DS	Farmers Insurance Exchange	Ownership	80.000	Farmers Insurance Exchange	NO	
.0069	Farmers Insurance Group	26298	13-2725441				Farmers Property and Casualty Insurance Company	RI	DS	Truck Insurance Exchange	Ownership	10.000	Farmers Insurance Exchange	NO	
.0069	Farmers Insurance Group	26298	13-2725441				Farmers Property and Casualty Insurance Company	RI	DS	Fire Insurance Exchange	Ownership	10.000	Farmers Insurance Exchange	NO	
		00000	95-6048990				Farmers Services Insurance Agency	CA	DS	Truck Insurance Exchange	Ownership	100.000	Truck Insurance Exchange	NO	
.0069	Farmers Insurance Group	43699	59-2326047				Farmers Specialty Insurance Company	MI	DS	Foremost Insurance Company Grand Rapids, Michigan	Ownership	100.000	Farmers Insurance Exchange	NO	
.0069	Farmers Insurance Group	24392	74-1067657				Farmers Texas County Mutual Insurance Company	TX	IA	See Note 2	Management		Farmers Insurance Exchange	NO	
		00000	27-0342907				FCOA, LLC	DE	DS	Foremost Insurance Company Grand Rapids, Michigan	Ownership	100.000	Farmers Insurance Exchange	YES	
		00000	77-0530617				FFS Holding, LLC	NV	DS	Mid-Century Insurance Company	Ownership	100.000	Farmers Insurance Exchange	YES	
.0069	Farmers Insurance Group	21660	95-6235715				Fire Insurance Exchange	CA	IA	See Note 3	Other			NO	
.0069	Farmers Insurance Group	29254	38-1721730				Foremost County Mutual Insurance Company	TX	IA	See Note 4	Management		Farmers Insurance Exchange	NO	

STATEMENT AS OF JUNE 30, 2023 OF THE FARMERS INSURANCE EXCHANGE

SCHEDULE Y

PART 1A - DETAIL OF INSURANCE HOLDING COMPANY SYSTEM

1	2	3	4	5	6	7	8	9	10	11	12	13	14	15	16
Group Code	Group Name	NAIC Company Code	ID Number	Federal RSSD	CIK	Name of Securities Exchange if Publicly Traded (U.S. or International)	Names of Parent, Subsidiaries Or Affiliates	Domiciliary Location	Relationship to Reporting Entity	Directly Controlled by (Name of Entity/Person)	Type of Control (Ownership, Board, Management, Attorney-in-Fact, Influence, Other)	If Control is Ownership Provide Percentage	Ultimate Controlling Entity(ies)/Person(s)	Is an SCA Filing Required? (Yes/No)	*
		00000	38-2505922				Foremost Express Insurance Agency, Inc.	MI	DS	FOA, LLC	Ownership	100.000	Farmers Insurance Exchange	NO	
0069	Farmers Insurance Group	11185	38-1407533				Foremost Insurance Company Grand Rapids, Michigan	MI	DS	Farmers Insurance Exchange	Ownership	80.000	Farmers Insurance Exchange	NO	
0069	Farmers Insurance Group	11185	38-1407533				Foremost Insurance Company Grand Rapids, Michigan	MI	DS	Fire Insurance Exchange	Ownership	10.000	Farmers Insurance Exchange	NO	
0069	Farmers Insurance Group	11185	38-1407533				Foremost Insurance Company Grand Rapids, Michigan	MI	DS	Truck Insurance Exchange	Ownership	10.000	Farmers Insurance Exchange	NO	
0069	Farmers Insurance Group	41688	75-1779175				Foremost Lloyds of Texas	TX	IA	See Note 5	Management		Farmers Insurance Exchange	NO	
0069	Farmers Insurance Group	11800	35-1604635				Foremost Property and Casualty Insurance Company	MI	DS	Foremost Insurance Company Grand Rapids, Michigan	Ownership	100.000	Farmers Insurance Exchange	NO	
0069	Farmers Insurance Group	41513	38-2430150				Foremost Signature Insurance Company	MI	DS	Michigan	Ownership	100.000	Farmers Insurance Exchange	NO	
		00000	65-1142050				GP, LLC	DE	DS	Bristol West Holdings, Inc.	Ownership	100.000	Farmers Insurance Exchange	NO	
		00000	99-0083322				Hawaii Insurance Consultants, Ltd.	HI	DS	Mid-Century Insurance Company	Ownership	100.000	Farmers Insurance Exchange	YES	
0069	Farmers Insurance Group	21679	36-2661515				Illinois Farmers Insurance Company	IL	DS	Farmers Insurance Exchange	Ownership	100.000	Farmers Insurance Exchange	NO	
		00000	65-0881673				Insurance Data Systems, G.P.	FL	DS	Bristol West Holdings, Inc.	Ownership	99.900	Farmers Insurance Exchange	NO	
		00000	65-0881673				Insurance Data Systems, G.P.	FL	DS	GP, LLC	Ownership	0.100	Farmers Insurance Exchange	NO	
		00000	38-2336672				Kraft Lake Insurance Agency, Inc.	MI	DS	FOA, LLC	Ownership	100.000	Farmers Insurance Exchange	NO	
		00000	85-2377860				MC Maple Tree, LLC	DE	DS	Mid-Century Insurance Company	Ownership	100.000	Farmers Insurance Exchange	NO	
0069	Farmers Insurance Group	21687	95-6016640				Mid-Century Insurance Company	CA	DS	Farmers Insurance Exchange	Ownership	80.000	Farmers Insurance Exchange	NO	
0069	Farmers Insurance Group	21687	95-6016640				Mid-Century Insurance Company	CA	DS	Fire Insurance Exchange	Ownership	10.000	Farmers Insurance Exchange	NO	
0069	Farmers Insurance Group	21687	95-6016640				Mid-Century Insurance Company	CA	DS	Truck Insurance Exchange	Ownership	10.000	Farmers Insurance Exchange	NO	
0069	Farmers Insurance Group	28673	74-2448744				Mid-Century Insurance Company of Texas	TX	DS	Farmers Insurance Exchange	Ownership	100.000	Farmers Insurance Exchange	NO	
0069	Farmers Insurance Group	10317	95-4528264				Neighborhood Spirit Property and Casualty Company	CA	IA	Fire Insurance Exchange	Ownership	80.000	Fire Insurance Exchange	NO	
0069	Farmers Insurance Group	10317	95-4528264				Neighborhood Spirit Property and Casualty Company	CA	IA	Truck Insurance Exchange	Ownership	20.000	Fire Insurance Exchange	NO	
0069	Farmers Insurance Group	33120	65-0109120				Security National Insurance Company	FL	DS	Bristol West Holdings, Inc.	Ownership	100.000	Farmers Insurance Exchange	NO	
0069	Farmers Insurance Group	21695	94-1663548				Texas Farmers Insurance Company	TX	DS	Farmers Insurance Exchange	Ownership	86.280	Farmers Insurance Exchange	NO	
0069	Farmers Insurance Group	21695	94-1663548				Texas Farmers Insurance Company	TX	DS	Mid Century Insurance Company	Ownership	13.720	Farmers Insurance Exchange	NO	
0069	Farmers Insurance Group	44245	13-3551577				Toggle Insurance Company	DE	DS	Mid-Century Insurance Company	Ownership	100.000	Farmers Insurance Exchange	NO	
		00000	83-3256280				Toggle Services, LLC	DE	DS	Toggle Insurance Company	Ownership	100.000	Farmers Insurance Exchange	NO	
0069	Farmers Insurance Group	21709	95-2575892				Truck Insurance Exchange	CA	IA	See Note 6	Other		Farmers Insurance Exchange	NO	
		00000	74-1593853				Western Star Insurance Services, Inc.	TX	DS	FOA, LLC	Ownership	100.000	Farmers Insurance Exchange	NO	
	***THE FOLLOWING ARE ZURICH INSURANCE GROUP ENTITIES WITHIN NAIC GROUP CODE 0212 AND ARE NOT INCLUDED IN FARMERS INSURANCE GROUP WITHIN NAIC GROUP CODE 0069														
							***			***			***		
		00000	88-2246655				3PZ Holdings, LLC	DE	OTH	ZSF/Dallas Tower LLC	Ownership	63.770	Zurich Insurance Group Ltd.	NO	11
		00000					Access Franchise Management Limited	GBR	OTH	Zurich Assurance Ltd	Ownership	100.000	Zurich Insurance Group Ltd.	NO	11
		00000					ACN 000 141 051 Ltd.	AUS	OTH	Zurich Financial Services Australia Limited	Ownership	100.000	Zurich Insurance Group Ltd.	NO	11
		00000					Afterland Limited	GBR	OTH	Zurich Assurance Ltd	Ownership	100.000	Zurich Insurance Group Ltd.	NO	11
		00000					AG Haus der Wirtschaft	CHE	OTH	Zurich Versicherungs-Gesellschaft AG	Ownership	8.163	Zurich Insurance Group Ltd.	NO	11
		00000					Allied Dunbar Assurance plc	GBR	OTH	Zurich Financial Services (UKISA) Nominees Limited	Ownership	100.000	Zurich Insurance Group Ltd.	NO	11
		00000					Allied Dunbar Financial Services Limited	GBR	OTH	Allied Dunbar Assurance plc	Ownership	100.000	Zurich Insurance Group Ltd.	NO	11
		00000					Allied Dunbar Provident plc	GBR	OTH	Allied Dunbar Assurance plc	Ownership	100.000	Zurich Insurance Group Ltd.	NO	11

STATEMENT AS OF JUNE 30, 2023 OF THE FARMERS INSURANCE EXCHANGE

SCHEDULE Y

PART 1A - DETAIL OF INSURANCE HOLDING COMPANY SYSTEM

1	2	3	4	5	6	7	8	9	10	11	12	13	14	15	16
Group Code	Group Name	NAIC Company Code	ID Number	Federal RSSD	CIK	Name of Securities Exchange if Publicly Traded (U.S. or International)	Names of Parent, Subsidiaries Or Affiliates	Domi-ciliary Location	Relation-ship to Reporting Entity	Directly Controlled by (Name of Entity/Person)	Type of Control (Ownership, Board, Management, Attorney-in-Fact, Influence, Other)	If Control is Ownership Provide Percentage	Ultimate Controlling Entity(ies)/Person(s)	Is an SCA Filing Re-quired? (Yes/No)	*
		00000					Allied Zurich Holdings Limited	.JEY	OTH	Zurich Versicherungs-Gesellschaft AG	Ownership	100.000	Zurich Insurance Group Ltd.	NO	11
		00000					Allied Zurich Limited	.GBR	OTH	Zurich Insurance Group Ltd.	Ownership	100.000	Zurich Insurance Group Ltd.	NO	11
.0212	Zurich U.S. Insurance Pool Group	26247	36-6071400				American Guarantee and Liability Insurance Company	.NY	OTH	Zurich American Insurance Company	Ownership	100.000	Zurich Insurance Group Ltd.	YES	11
.0212	Zurich U.S. Insurance Pool Group	40142	36-3141762				American Zurich Insurance Company	.IL	OTH	Steadfast Insurance Company	Ownership	100.000	Zurich Insurance Group Ltd.	YES	11
		00000					Applyhere Pty Ltd	.AUS	OTH	Davidson Trahaire Holding Pty Ltd	Ownership	100.000	Zurich Insurance Group Ltd.	NO	11
		00000					Ashdale Land and Property Company Limited	.GBR	OTH	Zurich Insurance plc	Ownership	100.000	Zurich Insurance Group Ltd.	NO	11
		00000					Travel Ace Internacional de Servicios S.A.								
		00000					Asistbras S/A Assistência ao Viajante	.BRA	OTH		Ownership	65.000	Zurich Insurance Group Ltd.	NO	11
		00000					Assistance Online (China) Co Ltd	.CHN	OTH	Assistancee Online Pte. Ltd	Ownership	100.000	Zurich Insurance Group Ltd.	NO	11
		00000					Assistancee Online HK Ltd	.HKG	OTH	Assistancee Online HK Ltd	Ownership	0.000	Zurich Insurance Group Ltd.	NO	11
		00000					Assistancee Online HK Ltd	.HKG	OTH	Assistancee Online Pte. Ltd	Ownership	100.000	Zurich Insurance Group Ltd.	NO	11
		00000					Assistancee Online Pte. Ltd	.SGP	OTH	Customer Care Assistance Pty Ltd	Ownership	100.000	Zurich Insurance Group Ltd.	NO	11
		00000					ASTIS Holdings Limited	.AUS	OTH	Cover-More Finance Pty Limited	Ownership	100.000	Zurich Insurance Group Ltd.	NO	11
		00000	36-4851720				Aust Office 1, LLC	.DE	OTH	Zurich American Insurance Company	Ownership	100.000	Zurich Insurance Group Ltd.	NO	11
		00000					autoSense AG	.CHE	OTH	Zürich Versicherungs-Gesellschaft AG	Ownership	33.330	Zurich Insurance Group Ltd.	NO	11
		00000					Ballykilliane Holdings Limited	.IRL	OTH	Zurich Insurance plc	Ownership	100.000	Zurich Insurance Group Ltd.	NO	11
		00000					Bansabadell Pensiones, E.G.F.P., S.A.	.ESP	OTH	Zurich Vida, Compañía de Seguros y Reaseguros, S.A. - Sociad	Ownership	50.000	Zurich Insurance Group Ltd.	NO	11
		00000					Bansabadell Seguros Generales, S.A. de Seguros y Reaseguros	.ESP	OTH	Zurich Versicherungs-Gesellschaft AG	Ownership	50.000	Zurich Insurance Group Ltd.	NO	11
		00000					Bansabadell Servicios Auxiliares De Seguros, S.L.	.ESP	OTH	Bansabadell Seguros Generales, S.A. de Seguros y Reaseguros	Ownership	100.000	Zurich Insurance Group Ltd.	NO	11
		00000					Bansabadell Vida S.A. de Seguros y Reaseguros	.ESP	OTH	Zurich Vida, Compañía de Seguros y Reaseguros, S.A. - Sociad	Ownership	50.000	Zurich Insurance Group Ltd.	NO	11
		00000					Benefit Finance Partners, L.L.C.	.DE	OTH	Zurich Benefit Finance LLC	Ownership	50.000	Zurich Insurance Group Ltd.	NO	11
		00000	13-4097988				BFP Securities LLC	.DE	OTH	Benefit Finance Partners, L.L.C.	Ownership	100.000	Zurich Insurance Group Ltd.	NO	11
		00000					Bloomington Office LP	.DE	OTH	Zurich Structured Finance, Inc.	Ownership	99.000	Zurich Insurance Group Ltd.	NO	11
		00000					Bloomington Office MGP Manager, Inc	.DE	OTH	Zurich Structured Finance, Inc.	Ownership	100.000	Zurich Insurance Group Ltd.	NO	11
		00000					Bloomington Office MGP, LLC	.DE	OTH	Bloomington Office MGP Manager, Inc	Ownership	1.000	Zurich Insurance Group Ltd.	NO	11
		00000					Bloomington Office MGP, LLC	.DE	OTH	Zurich Structured Finance, Inc.	Ownership	99.000	Zurich Insurance Group Ltd.	NO	11
		00000					Blue Insurance Australia Pty Ltd	.AUS	OTH	Blue Insurance Limited	Ownership	100.000	Zurich Insurance Group Ltd.	NO	11
		00000					Blue Insurance Limited	.IRL	OTH	Cover-More Australia Pty Ltd	Ownership	97.610	Zurich Insurance Group Ltd.	NO	11
		00000					Blue Marble Capital L.P.	.BMU	OTH	Blue Marble Micro Limited	Ownership	100.000	Zurich Insurance Group Ltd.	NO	11
		00000					Blue Marble Micro Limited	.GBR	OTH	Zürich Versicherungs-Gesellschaft AG	Ownership	100.000	Zurich Insurance Group Ltd.	NO	11
		00000					Blue Marble Microinsurance, Inc.	.DE	OTH	Blue Marble Micro Limited	Ownership	100.000	Zurich Insurance Group Ltd.	NO	11
		00000					Bonus Pensionskassen Aktiengesellschaft	.AUT	OTH	Zurich Versicherungs-Aktiengesellschaft	Ownership	87.500	Zurich Insurance Group Ltd.	NO	11
		00000					BONUS Vorsorgekasse AG	.AUT	OTH	Zurich Versicherungs-Aktiengesellschaft	Ownership	50.000	Zurich Insurance Group Ltd.	NO	11
		00000	47-2289489				BOS Apt 1, LLC	.DE	OTH	Zurich American Insurance Company	Ownership	100.000	Zurich Insurance Group Ltd.	NO	11
		00000	47-2445859				BOS Apt 2, LLC	.DE	OTH	Zurich American Insurance Company	Ownership	100.000	Zurich Insurance Group Ltd.	NO	11
		00000	47-2483669				BOS Office 3, LLC	.DE	OTH	Farmers New World Life Insurance Company	Ownership	100.000	Zurich Insurance Group Ltd.	NO	11
		00000	37-1849541				BOS Office 4, LLC	.DE	OTH	Zurich American Insurance Company	Ownership	100.000	Zurich Insurance Group Ltd.	NO	11
		00000	47-4684158				BOS Retail 1, LLC	.DE	OTH	Zurich American Insurance Company	Ownership	100.000	Zurich Insurance Group Ltd.	NO	11
		00000					Boxx Cyber Services Middle East Ltd	.ARE	OTH	Boxx Insurance Inc.	Ownership	100.000	Zurich Insurance Group Ltd.	NO	11
		00000					Boxx Insurance Inc.	.CAN	OTH	Zürich Versicherungs-Gesellschaft AG	Ownership	33.333	Zurich Insurance Group Ltd.	NO	11
		00000	87-3332812				Boxx Insurance LLC	.FL	OTH	Boxx Insurance Inc.	Ownership	100.000	Zurich Insurance Group Ltd.	NO	11
		00000					Boxx Services PTE Limited	.SGP	OTH	Boxx Insurance Inc.	Ownership	100.000	Zurich Insurance Group Ltd.	NO	11
		00000					Bright Box Europe S.A.	.CHE	OTH	Bright Box HK Limited	Ownership	100.000	Zurich Insurance Group Ltd.	NO	11
		00000					Bright Box HK Limited	.CHN	OTH	Zürich Versicherungs-Gesellschaft AG	Ownership	100.000	Zurich Insurance Group Ltd.	NO	11
		00000					Bright Box Hungary KFT	.HUN	OTH	Bright Box HK Limited	Ownership	100.000	Zurich Insurance Group Ltd.	NO	11

STATEMENT AS OF JUNE 30, 2023 OF THE FARMERS INSURANCE EXCHANGE

SCHEDULE Y
PART 1A - DETAIL OF INSURANCE HOLDING COMPANY SYSTEM

1	2	3	4	5	6	7	8	9	10	11	12	13	14	15	16
Group Code	Group Name	NAIC Company Code	ID Number	Federal RSSD	CIK	Name of Securities Exchange if Publicly Traded (U.S. or International)	Names of Parent, Subsidiaries Or Affiliates	Domiciliary Location	Relationship to Reporting Entity	Directly Controlled by (Name of Entity/Person)	Type of Control (Ownership, Board, Management, Attorney-in-Fact, Influence, Other)	If Control is Ownership Provide Percentage	Ultimate Controlling Entity(ies)/Person(s)	Is an SCA Filing Required? (Yes/No)	*
		00000					Bristlecourt Limited	.GBR	OTH	Zurich Assurance Ltd	Ownership	100.000	Zurich Insurance Group Ltd	NO	10
		00000					brokerbusiness.ch AG	.CHE	OTH	Zürich Versicherungs-Gesellschaft AG	Ownership	25.000	Zurich Insurance Group Ltd	NO	11
		00000					Cayley Aviation Ltd.	.BMU	OTH	Branch	Ownership	100.000	Zurich Insurance Group Ltd	NO	11
		00000					Celta Assistance SL	.ESP	OTH	Universal Assistance S.A.	Ownership	100.000	Zurich Insurance Group Ltd	NO	11
		00000	13-4038482				Centre Group Holdings (U.S.) Limited	.DE	OTH	Zurich Structured Finance, Inc.	Ownership	100.000	Zurich Insurance Group Ltd	NO	11
.0212	Zurich Ins Group	34649	13-2653231				Centre Insurance Company	.DE	OTH	Centre Solutions (U.S.) Limited	Ownership	100.000	Zurich Insurance Group Ltd	NO	11
.0212	Zurich Ins Group	80896	04-1589940				Centre Life Insurance Company	.MA	OTH	Centre Solutions (U.S.) Limited	Ownership	100.000	Zurich Insurance Group Ltd	NO	11
		00000	AA-3190673				Centre Reinsurance (U.S.) Limited	.BMU	OTH	Centre Group Holdings (U.S.) Limited	Ownership	100.000	Zurich Insurance Group Ltd	NO	11
		00000					Centre Solutions (Bermuda) Limited	.BMU	OTH	Zurich Finance Company Ltd	Ownership	100.000	Zurich Insurance Group Ltd	NO	11
		00000	AA-3190822				Centre Solutions (U.S.) Limited	.BMU	OTH	Centre Group Holdings (U.S.) Limited	Ownership	100.000	Zurich Insurance Group Ltd	NO	11
		00000	32-0616217				Charlotte Industrial 2, LLC	.DE	OTH	Farmers New World Life Insurance Company	Ownership	100.000	Zurich Insurance Group Ltd	NO	11
		00000	88-0601732				Charlotte Industrial 3, LLC	.DE	OTH	Farmers New World Life Insurance Company	Ownership	100.000	Zurich Insurance Group Ltd	NO	11
		00000	30-1113235				Charlotte Office 1, LLC	.DE	OTH	Zurich American Insurance Company	Ownership	100.000	Zurich Insurance Group Ltd	NO	11
		00000	38-3988749				CHI APT 1, LLC	.DE	OTH	Zurich American Insurance Company	Ownership	100.000	Zurich Insurance Group Ltd	NO	11
		00000	47-4429730				CHI IND 1, LLC	.DE	OTH	Farmers New World Life Insurance Company	Ownership	100.000	Zurich Insurance Group Ltd	NO	10
		00000	87-2430690				CHI IND 6, LLC	.DE	OTH	Farmers New World Life Insurance Company	Ownership	100.000	Zurich Insurance Group Ltd	NO	11
		00000					Chilena Consolidada Seguros de Vida S.A.	.CHL	OTH	Inversiones Suizo Chilena S.A.	Ownership	98.977	Zurich Insurance Group Ltd	NO	10
		00000	AA-2280100		196453	Bolsa de Comercio de Santiago	Chilena Consolidada Seguros Generales S.A.	.CHL	OTH	Chilena Consolidada Seguros de Vida S.A.	Ownership	7.405	Zurich Insurance Group Ltd	NO	10
		00000	AA-2280100		196453	Bolsa de Comercio de Santiago	Chilena Consolidada Seguros Generales S.A.	.CHL	OTH	Inversiones Suizo Chilena S.A.	Ownership	82.732	Zurich Insurance Group Ltd	NO	10
		00000			0000034431	Second Marche part of Euronext Paris stock exchange since 1987	COFITEM-COFIMUR	.FRA	OTH	Zurich Versicherungs-Gesellschaft AG	Ownership	12.405	Zurich Insurance Group Ltd	NO	11
.0212	Zurich U.S. Insurance Pool Group	34347	52-1096670				Colonial American Casualty and Surety Company	.IL	OTH	Fidelity and Deposit Company of Maryland	Ownership	100.000	Zurich Insurance Group Ltd	NO	11
		00000					Concisa Vorsorgeberatung und Management AG	.AUT	OTH	Bonus Pensionskassen Aktiengesellschaft	Ownership	100.000	Zurich Insurance Group Ltd	NO	11
		00000					Concourse Skelmersdale Limited	.GBR	OTH	Zurich Financial Services (UKISA) Limited	Ownership	100.000	Zurich Insurance Group Ltd	NO	11
		00000					Cover-More (NZ) Limited	.NZL	OTH	Cover-More Australia Pty Ltd	Ownership	100.000	Zurich Insurance Group Ltd	NO	11
		00000					Cover-More Asia Pte. Ltd	.SGP	OTH	Travel Assist Pty Limited	Ownership	100.000	Zurich Insurance Group Ltd	NO	11
		00000					Cover-More Australia Pty Ltd	.AUS	OTH	Cover-More Holdings Pty Ltd	Ownership	100.000	Zurich Insurance Group Ltd	NO	11
		00000					Cover-More Finance Pty Limited	.AUS	OTH	Cover-More Group Limited	Ownership	100.000	Zurich Insurance Group Ltd	NO	11
		00000					Cover-More Group Limited	.AUS	OTH	Zurich Travel Solutions Pty Limited	Ownership	100.000	Zurich Insurance Group Ltd	NO	11
		00000					Cover-More Holdings Pty Ltd	.AUS	OTH	Travel Assist Pty Limited	Ownership	100.000	Zurich Insurance Group Ltd	NO	11
		00000					Cover-More Holdings USA Inc.	.DE	OTH	Travel Assist Pty Limited	Ownership	100.000	Zurich Insurance Group Ltd	NO	11
		00000					Cover-More Inc.	.DE	OTH	Cover-More Holdings USA Inc.	Ownership	100.000	Zurich Insurance Group Ltd	NO	11
		00000					Cover-More Insurance Services Limited	.GBR	OTH	Cover-More Australia Pty Ltd	Ownership	100.000	Zurich Insurance Group Ltd	NO	11
		00000					Cover-More Insurance Services Pty Ltd	.AUS	OTH	Travel Assist Pty Limited	Ownership	100.000	Zurich Insurance Group Ltd	NO	11
		00000					CREC (Bloomington) Lender, LLC	.DE	OTH	Zurich Structured Finance, Inc.	Ownership	0.000	Zurich Insurance Group Ltd	NO	11
		00000	87-4778868				CREC (Dallas) Lender, LLC	.DE	OTH	Zurich Structured Finance, Inc.	Ownership	100.000	Zurich Insurance Group Ltd	NO	11
		00000					CREC (Durham), LLC	.DE	OTH	Zurich Structured Finance, Inc.	Ownership	100.000	Zurich Insurance Group Ltd	NO	11
		00000					CREC (Hagerstown) Lender, LLC	.DE	OTH	Zurich Structured Finance, Inc.	Ownership	100.000	Zurich Insurance Group Ltd	NO	11
		00000					CREC (Hagerstown) Owner, LLC	.MD	OTH	Zurich Structured Finance, Inc.	Ownership	0.000	Zurich Insurance Group Ltd	NO	11
		00000					CREC (Las Vegas), LLC	.DE	OTH	Zurich Structured Finance, Inc.	Ownership	100.000	Zurich Insurance Group Ltd	NO	11
		00000					CREC (Sioux Falls) Lender, LLC	.DE	OTH	Zurich Structured Finance, Inc.	Ownership	100.000	Zurich Insurance Group Ltd	NO	11
		00000					CREC (Sioux Falls) Owner, LLC	.DE	OTH	Zurich Structured Finance, Inc.	Ownership	100.000	Zurich Insurance Group Ltd	NO	11
		00000					CREC (Sioux Falls), LLC	.DE	OTH	Zurich Structured Finance, Inc.	Ownership	100.000	Zurich Insurance Group Ltd	NO	11
		00000					Cursud N.V.	.ANT	OTH	Zurich Versicherungs-Gesellschaft AG	Ownership	100.000	Zurich Insurance Group Ltd	NO	11
		00000					Customer Care Assistance Pty Ltd	.AUS	OTH	Customer Care Holdings Pty Ltd	Ownership	100.000	Zurich Insurance Group Ltd	NO	11

STATEMENT AS OF JUNE 30, 2023 OF THE FARMERS INSURANCE EXCHANGE

SCHEDULE Y

PART 1A - DETAIL OF INSURANCE HOLDING COMPANY SYSTEM

1	2	3	4	5	6	7	8	9	10	11	12	13	14	15	16
Group Code	Group Name	NAIC Company Code	ID Number	Federal RSSD	CIK	Name of Securities Exchange if Publicly Traded (U.S. or International)	Names of Parent, Subsidiaries Or Affiliates	Domi-ciliary Location	Relation-ship to Reporting Entity	Directly Controlled by (Name of Entity/Person)	Type of Control (Ownership, Board, Management, Attorney-in-Fact, Influence, Other)	If Control is Ownership Provide Percentage	Ultimate Controlling Entity(ies)/Person(s)	Is an SCA Filing Re-quired? (Yes/No)	*
		00000					Customer Care Holdings Pty Ltd	.AUS	OTH	Travel Assist Pty Limited	Ownership	100.000	Zurich Insurance Group Ltd.	NO	11
		00000					Customer Care Pty Ltd	.AUS	OTH	Customer Care Holdings Pty Ltd	Ownership	100.000	Zurich Insurance Group Ltd.	NO	11
		00000					DA Deutsche Allgemeine Versicherung Aktiengesellschaft	.DEU	OTH	Zürich Beteiligungs-Aktiengesellschaft (Deutschland)	Ownership	100.000	Zurich Insurance Group Ltd.	NO	11
		00000					Dallas Office MGP Manager, Inc.	.DE	OTH	Zurich Structured Finance, Inc.	Ownership	100.000	Zurich Insurance Group Ltd.	NO	11
		00000					Dallas Office MGP, LLC	.DE	OTH	Dallas Office MGP Manager, Inc.	Ownership	1.000	Zurich Insurance Group Ltd.	NO	11
		00000					Dallas Office MGP, LLC	.DE	OTH	Zurich Structured Finance, Inc.	Ownership	99.000	Zurich Insurance Group Ltd.	NO	11
		00000					Dallas Tower LP	.DE	OTH	Zurich Structured Finance, Inc.	Ownership	99.000	Zurich Insurance Group Ltd.	NO	11
		00000					Davidson Trahaire Corpsych (Singapore) Pte. Limited	.SGP	OTH	DTC Bidco Pty Ltd	Ownership	100.000	Zurich Insurance Group Ltd.	NO	11
		00000					Davidson Trahaire Corpsych Pty Ltd	.AUS	OTH	Applyhere Pty Ltd	Ownership	35.000	Zurich Insurance Group Ltd.	NO	11
		00000					Davidson Trahaire Corpsych Pty Ltd	.AUS	OTH	Davidson Trahaire Holding Pty Ltd	Ownership	65.000	Zurich Insurance Group Ltd.	NO	11
		00000					Davidson Trahaire Holding Pty Ltd	.AUS	OTH	DTC Australia Pty Ltd	Ownership	100.000	Zurich Insurance Group Ltd.	NO	11
		00000					DB Vita S.A.	.LUX	OTH	Deutscher Herold Aktiengesellschaft	Ownership	25.000	Zurich Insurance Group Ltd.	NO	11
		00000	82-2833981				DC Retail 1, LLC	.DE	OTH	Farmers New World Life Insurance Company	Ownership	100.000	Zurich Insurance Group Ltd.	NO	11
		00000	84-3610066				DEN Industrial 1, LLC	.DE	OTH	Farmers New World Life Insurance Company	Ownership	100.000	Zurich Insurance Group Ltd.	NO	11
		00000					DEN Industrial 2, LLC	.DE	OTH	Zurich American Insurance Company	Ownership	100.000	Zurich Insurance Group Ltd.	NO	11
		00000					Dentolo Deutschland GmbH	.DEU	OTH	Zürich Beteiligungs-Aktiengesellschaft (Deutschland)	Ownership	100.000	Zurich Insurance Group Ltd.	NO	11
		00000					Derimed S.A.	.ARG	OTH	Zürich Versicherungs-Gesellschaft AG	Ownership	100.000	Zurich Insurance Group Ltd.	NO	11
		00000					Deutsche Zurich Pensiones, Entidad Gestora de Fondos de Pens	.ESP	OTH	Zurich Vida, Compania de Seguros y Reaseguros, S.A. - Sociad	Ownership	50.000	Zurich Insurance Group Ltd.	NO	11
		00000					Deutscher Herold Aktiengesellschaft	.DEU	OTH	Zürich Beteiligungs-Aktiengesellschaft (Deutschland)	Ownership	79.826	Zurich Insurance Group Ltd.	NO	11
		00000					Deutscher Pensionsfonds Aktiengesellschaft	.DEU	OTH	Deutscher Herold Aktiengesellschaft	Ownership	74.900	Zurich Insurance Group Ltd.	NO	11
		00000					Deutsches Institut für Altersvorsorge GmbH	.DEU	OTH	Deutscher Herold Aktiengesellschaft	Ownership	22.000	Zurich Insurance Group Ltd.	NO	11
		00000					DIG GmbH	.DEU	OTH	Digital Insurance Group B.V.	Ownership	100.000	Zurich Insurance Group Ltd.	NO	11
		00000					Digital Insurance Group B.V.	.NLD	OTH	Zürich Versicherungs-Gesellschaft AG	Ownership	10.000	Zurich Insurance Group Ltd.	NO	11
		00000					DTC Australia Pty Ltd	.AUS	OTH	DTC Bidco Pty Ltd	Ownership	100.000	Zurich Insurance Group Ltd.	NO	11
		00000					DTC Bidco Pty Ltd	.AUS	OTH	DTC Holdco Pty Ltd	Ownership	100.000	Zurich Insurance Group Ltd.	NO	11
		00000					DTC Holdco Pty Ltd	.AUS	OTH	ASTIS Holdings Limited	Ownership	100.000	Zurich Insurance Group Ltd.	NO	11
		00000					DTC NZ Bidco Limited	.NZL	OTH	DTC Bidco Pty Ltd	Ownership	100.000	Zurich Insurance Group Ltd.	NO	11
		00000					Dunbar Assets Ireland	.IRL	OTH	ZCM Asset Holding Company (Bermuda) Limited	Ownership	0.000	Zurich Insurance Group Ltd.	NO	11
		00000					Dunbar Assets Ireland	.IRL	OTH	Eagle Star Holdings Limited	Ownership	0.037	Zurich Insurance Group Ltd.	NO	11
		00000					Dunbar Assets plc	.GBR	OTH	Zurich Finance Company Ltd	Ownership	100.000	Zurich Insurance Group Ltd.	NO	11
		00000					Dustal S.A.	.URY	OTH	Dunbar Assets Ireland	Ownership	100.000	Zurich Insurance Group Ltd.	NO	11
		00000					Eagle Star (Leasing) Limited	.GBR	OTH	Zürich Versicherungs-Gesellschaft AG	Ownership	100.000	Zurich Insurance Group Ltd.	NO	11
		00000					Eagle Star European Life Assurance Company Limited	.IRL	OTH	Zurich Assurance Ltd	Ownership	100.000	Zurich Insurance Group Ltd.	NO	11
		00000					Eagle Star Group Services Limited	.GBR	OTH	Zurich Life Assurance plc	Ownership	100.000	Zurich Insurance Group Ltd.	NO	11
		00000					Eagle Star Holding Company of Ireland	.IRL	OTH	Eagle Star Holdings Limited	Ownership	100.000	Zurich Insurance Group Ltd.	NO	11
		00000					Eagle Star Holding Company of Ireland	.IRL	OTH	Zurich Assurance Ltd	Ownership	0.001	Zurich Insurance Group Ltd.	NO	11
		00000					Eagle Star Holdings Limited	.GBR	OTH	Zurich Assurance Ltd	Ownership	99.999	Zurich Insurance Group Ltd.	NO	11
		00000					Eagle Star Securities Limited	.GBR	OTH	Zurich Financial Services (UKISA) Limited	Ownership	100.000	Zurich Insurance Group Ltd.	YES	11
		00000					Edilspettacolo SRL	.ITA	OTH	Zurich Insurance plc	Ownership	100.000	Zurich Insurance Group Ltd.	NO	11
.0212	Zurich U.S. Insurance Pool Group	21326	47-6022701				Empire Fire and Marine Insurance Company	.IL	OTH	Zurich Insurance Company Ltd - Rappresentanza Generale per I	Ownership	35.712	Zurich Insurance Group Ltd.	NO	11
.0212	Zurich U.S. Insurance Pool Group	21334	73-6091717				Empire Indemnity Insurance Company	.OK	OTH	Zurich American Insurance Company	Ownership	100.000	Zurich Insurance Group Ltd.	NO	11
		00000					Employee Services Limited	.GBR	OTH	Zurich American Insurance Company	Ownership	100.000	Zurich Insurance Group Ltd.	NO	11
		00000								Allied Dunbar Financial Services Limited	Ownership	100.000	Zurich Insurance Group Ltd.	NO	11

STATEMENT AS OF JUNE 30, 2023 OF THE FARMERS INSURANCE EXCHANGE

SCHEDULE Y

PART 1A - DETAIL OF INSURANCE HOLDING COMPANY SYSTEM

1	2	3	4	5	6	7	8	9	10	11	12	13	14	15	16
Group Code	Group Name	NAIC Company Code	ID Number	Federal RSSD	CIK	Name of Securities Exchange if Publicly Traded (U.S. or International)	Names of Parent, Subsidiaries Or Affiliates	Domiciliary Location	Relationship to Reporting Entity	Directly Controlled by (Name of Entity/Person)	Type of Control (Ownership, Board, Management, Attorney-in-Fact, Influence, Other)	If Control is Ownership Provide Percentage	Ultimate Controlling Entity(ies)/Person(s)	Is an SCA Filing Required? (Yes/No)	*
		00000					Endsleigh Financial Services Limited	.GBR	OTH	Zurich Holdings (UK) Limited	Ownership	100.000	Zurich Insurance Group Ltd.	NO	11
		00000					Endsleigh Pension Trustee Limited	.GBR	OTH	Zurich Holdings (UK) Limited	Ownership	100.000	Zurich Insurance Group Ltd.	NO	11
		00000					Eritage S.A.	.URY	OTH	Zürich Versicherungs-Gesellschaft AG	Ownership	100.000	Zurich Insurance Group Ltd.	NO	11
		00000					ES Plympton Nominee 1 Limited	.GBR	OTH	Zurich Assurance Ltd	Ownership	100.000	Zurich Insurance Group Ltd.	NO	11
		00000					ES Plympton Nominee 2 Limited	.GBR	OTH	Zurich Assurance Ltd	Ownership	100.000	Zurich Insurance Group Ltd.	NO	11
		00000					Euclid KY Annex, LP	.DE	OTH	Zurich Structured Finance, Inc.	Ownership	99.000	Zurich Insurance Group Ltd.	NO	10
		00000					Euclid Office LP	.DE	OTH	Zurich Structured Finance, Inc.	Ownership	99.000	Zurich Insurance Group Ltd.	NO	10
		00000					Euclid Warehouses LP	.DE	OTH	Zurich Structured Finance, Inc.	Ownership	99.000	Zurich Insurance Group Ltd.	NO	11
		00000					Euroamérica Administradora General de Fondos S.A	.CHL	OTH	Chilena Consolidada Seguros de Vida S.A.	Ownership	100.000	Zurich Insurance Group Ltd.	NO	11
		00000					Extremus Versicherung-Aktiengesellschaft	.DEU	OTH	Zurich Insurance plc Niederlassung für Deutschland	Ownership	5.000	Zurich Insurance Group Ltd.	NO	11
		00000	45-3561769				Farmers Family Fund	.CA	OTH	Farmers Group, Inc.	Ownership	100.000	Zurich Insurance Group Ltd.	NO	10
		00000	95-0725935				Farmers Group, Inc.	.NV	OTH	Zurich Insurance Group Ltd.	Ownership	12.100	Zurich Insurance Group Ltd.	NO	10
		00000	95-0725935				Farmers Group, Inc.	.NV	OTH	Zurich Versicherungs-Gesellschaft AG	Ownership	87.900	Zurich Insurance Group Ltd.	NO	10
.0212	Zurich Ins Group	00000	46-4261000				Farmers Life Insurance Company of New York	.NY	OTH	Farmers New World Life Insurance Company	Ownership	100.000	Zurich Insurance Group Ltd.	NO	11
.0212	Zurich Ins Group	63177	91-0335750				Farmers New World Life Insurance Company	.WA	OTH	Farmers Group, Inc.	Ownership	100.000	Zurich Insurance Group Ltd.	NO	10
.0212	Zurich Ins Group	10873	95-4650862				Farmers Reinsurance Company	.CA	OTH	Farmers Group, Inc.	Ownership	100.000	Zurich Insurance Group Ltd.	NO	10
		00000					Farmers Services Corporation	.NV	OTH	Farmers Group, Inc.	Ownership	100.000	Zurich Insurance Group Ltd.	NO	11
		00000					Farmers Underwriters Association	.CA	OTH	Farmers Group, Inc.	Ownership	100.000	Zurich Insurance Group Ltd.	NO	11
.0212	Zurich U.S. Insurance Pool Group	39306	13-3046577				Fidelity and Deposit Company of Maryland	.IL	OTH	Zurich American Insurance Company	Ownership	100.000	Zurich Insurance Group Ltd.	NO	11
		00000					FIG Holding Company	.CA	OTH	Farmers Group, Inc.	Ownership	100.000	Zurich Insurance Group Ltd.	NO	11
		00000					FIG Leasing Co., Inc.	.CA	OTH	Farmers Group, Inc.	Ownership	100.000	Zurich Insurance Group Ltd.	NO	10
		00000	95-2670247				Fire Underwriters Association	.CA	OTH	Farmers Group, Inc.	Ownership	100.000	Zurich Insurance Group Ltd.	NO	10
		00000					Fitsense Insurance Services Pty Ltd	.AUS	OTH	Travel Assist Pty Limited	Ownership	100.000	Zurich Insurance Group Ltd.	NO	10
		00000					Futuro de Bolivia S.A. Administradora de Fondos de Pensiones	.BOL	OTH	Zurich Boliviana Seguros Personales S.A.	Ownership	8.422	Zurich Insurance Group Ltd.	NO	11
		00000					Futuro de Bolivia S.A. Administradora de Fondos de Pensiones	.BOL	OTH	Zurich South America Invest AB	Ownership	71.578	Zurich Insurance Group Ltd.	NO	11
		00000	83-1572480				FX Insurance Agency Hawaii, LLC	.HI	OTH	FIG Leasing Co., Inc.	Ownership	100.000	Zurich Insurance Group Ltd.	NO	10
		00000	35-2281892				FX Insurance Agency, LLC	.DE	OTH	FIG Leasing Co., Inc.	Ownership	100.000	Zurich Insurance Group Ltd.	NO	11
		00000					General Surety & Guarantee Co Limited	.GBR	OTH	Zurich Insurance Company (U.K.) Limited	Ownership	100.000	Zurich Insurance Group Ltd.	NO	11
		00000					Groveswood Property Holdings Limited	.GBR	OTH	Eagle Star Holdings Limited	Ownership	100.000	Zurich Insurance Group Ltd.	NO	11
		00000					H4B Humboldtthafen Einheitsgesellschaft GmbH&Co.KG	.DEU	OTH	REX-ZDHL S.C.S. SICAV-SIF	Ownership	94.900	Zurich Insurance Group Ltd.	NO	11
		00000					Halo Holdco Limited	.GBR	OTH	Cover-More Australia Pty Ltd	Ownership	100.000	Zurich Insurance Group Ltd.	NO	10
		00000					Halo Holdco Limited	.GBR	OTH	Zürich Versicherungs-Gesellschaft AG	Ownership	0.000	Zurich Insurance Group Ltd.	NO	11
		00000					Halo Insurance Services Limited	.GBR	OTH	Halo Holdco Limited	Ownership	100.000	Zurich Insurance Group Ltd.	NO	11
		00000					Halo Insurance Services Pty Ltd	.AUS	OTH	Halo Insurance Services Limited	Ownership	100.000	Zurich Insurance Group Ltd.	NO	11
		00000					Hawkcentral Limited	.GBR	OTH	Zurich Assurance Ltd	Ownership	100.000	Zurich Insurance Group Ltd.	NO	11
		00000					Healthinsite Proprietary Limited	.ZAF	OTH	Zürich Versicherungs-Gesellschaft AG	Ownership	100.000	Zurich Insurance Group Ltd.	NO	11
		00000					Healthlogix Pty Ltd	.AUS	OTH	Insite Holdings Pty Ltd	Ownership	100.000	Zurich Insurance Group Ltd.	NO	11
		00000					Healthlogix Technologia Eireli	.BRA	OTH	Healthlogix Pty Ltd	Ownership	100.000	Zurich Insurance Group Ltd.	NO	11
		00000					Herengracht Investments B.V	.DEU	OTH	RE Curve Holding B.V.	Ownership	100.000	Zurich Insurance Group Ltd.	NO	11
		00000	46-2975161				HOU IND 1, LLC	.DE	OTH	Zurich American Insurance Company	Ownership	100.000	Zurich Insurance Group Ltd.	NO	11
		00000	46-2984834				HOU IND 2, LLC	.DE	OTH	Zurich American Insurance Company	Ownership	100.000	Zurich Insurance Group Ltd.	NO	11
		00000					HOU IND 3, LLC	.DE	OTH	Zurich American Insurance Company	Ownership	100.000	Zurich Insurance Group Ltd.	NO	10
		00000					Independence Center Realty L.P.	.DE	OTH	Philadelphia Investor, LLC	Ownership	89.000	Zurich Insurance Group Ltd.	NO	11
		00000					INNATE, Inc.	.DC	OTH	Cover-More Holdings USA Inc.	Ownership	100.000	Zurich Insurance Group Ltd.	NO	11
		00000					Insite Holdings Pty Ltd	.AUS	OTH	Zürich Versicherungs-Gesellschaft AG	Ownership	100.000	Zurich Insurance Group Ltd.	NO	11

STATEMENT AS OF JUNE 30, 2023 OF THE FARMERS INSURANCE EXCHANGE

SCHEDULE Y
PART 1A - DETAIL OF INSURANCE HOLDING COMPANY SYSTEM

1	2	3	4	5	6	7	8	9	10	11	12	13	14	15	16
Group Code	Group Name	NAIC Company Code	ID Number	Federal RSSD	CIK	Name of Securities Exchange if Publicly Traded (U.S. or International)	Names of Parent, Subsidiaries Or Affiliates	Domi-ciliary Location	Relation-ship to Reporting Entity	Directly Controlled by (Name of Entity/Person)	Type of Control (Ownership, Board, Management, Attorney-in-Fact, Influence, Other)	If Control is Ownership Provide Percentage	Ultimate Controlling Entity(ies)/Person(s)	Is an SCA Filing Re-quired? (Yes/No)	*
		00000					INTEGRA Versicherungsdienst GmbH	.AUT	OTH	Zurich Versicherungs-Aktiengesellschaft	Ownership	100.000	Zurich Insurance Group Ltd.	NO	11
		00000					Intelligent Technologies OÜ	.EST	OTH	Zürich Versicherungs-Gesellschaft AG	Ownership	100.000	Zurich Insurance Group Ltd.	NO	11
		00000					International Travel Assistance S.A.	.PAN	OTH	Zürich Versicherungs-Gesellschaft AG	Ownership	55.000	Zurich Insurance Group Ltd.	NO	11
		00000					Inversiones Suizo Chilena S.A.	.CHL	OTH	Inversiones Suizo-Argentina S.A.	Ownership	0.001	Zurich Insurance Group Ltd.	NO	11
		00000					Inversiones Suizo Chilena S.A.	.CHL	OTH	Zurich Versicherungs-Gesellschaft AG	Ownership	99.999	Zurich Insurance Group Ltd.	NO	11
		00000					Inversiones Suizo-Argentina S.A.	.ARG	OTH	Zurich Lebensversicherungs-Gesellschaft AG	Ownership	5.004	Zurich Insurance Group Ltd.	NO	11
		00000					Inversiones Suizo-Argentina S.A.	.ARG	OTH	Zurich Versicherungs-Gesellschaft AG	Ownership	94.996	Zurich Insurance Group Ltd.	NO	11
		00000					Inversiones ZS America Dos Limitada	.CHL	OTH	Inversiones ZS America SpA	Ownership	100.000	Zurich Insurance Group Ltd.	NO	11
		00000					Inversiones ZS America SpA	.CHL	OTH	Zurich Santander Insurance America, S.L.	Ownership	100.000	Zurich Insurance Group Ltd.	NO	11
		00000					Inversiones ZS America Tres SpA	.CHL	OTH	Zurich Santander Insurance America, S.L.	Ownership	100.000	Zurich Insurance Group Ltd.	NO	11
		00000					Irish National Insurance Company p.l.c.	.IRL	OTH	Zurich Insurance plc	Ownership	100.000	Zurich Insurance Group Ltd.	NO	11
		00000					Isis S.A.	.ARG	OTH	Inversiones Suizo-Argentina S.A.	Ownership	60.501	Zurich Insurance Group Ltd.	NO	11
		00000					Isis S.A.	.ARG	OTH	Zurich Versicherungs-Gesellschaft AG	Ownership	39.499	Zurich Insurance Group Ltd.	NO	11
		00000					Kansas City Office LP	.DE	OTH	Zurich Structured Finance, Inc.	Ownership	99.000	Zurich Insurance Group Ltd.	NO	11
		00000					Kansas Office MGP Manager, Inc.	.DE	OTH	Zurich Structured Finance, Inc.	Ownership	100.000	Zurich Insurance Group Ltd.	NO	11
		00000					Kansas Office MGP, LLC	.DE	OTH	Kansas Office MGP Manager, Inc.	Ownership	1.000	Zurich Insurance Group Ltd.	NO	11
		00000					Kansas Office MGP, LLC	.DE	OTH	Zurich Structured Finance, Inc.	Ownership	99.000	Zurich Insurance Group Ltd.	NO	11
		00000					Karvat Cover-More Assist. Pvt Ltd.	.IND	OTH	Cover-More Asia Pte. Ltd	Ownership	100.000	Zurich Insurance Group Ltd.	NO	11
		00000					Kennet Road 1 UK Limited	.GBR	OTH	Zurich Assurance Ltd	Ownership	100.000	Zurich Insurance Group Ltd.	NO	11
		00000					Kennet Road 2 UK Limited	.GBR	OTH	Zurich Assurance Ltd	Ownership	100.000	Zurich Insurance Group Ltd.	NO	11
		00000					Klare Corredora de Seguros S.A.	.CHL	OTH	Zurich Insurance Mobile Solutions AG	Ownership	49.900	Zurich Insurance Group Ltd.	NO	11
		00000					Knip (Deutschland) GmbH	.DEU	OTH	Knip AG	Ownership	100.000	Zurich Insurance Group Ltd.	NO	11
		00000					Knip AG	.CHE	OTH	Digital Insurance Group B.V.	Ownership	98.880	Zurich Insurance Group Ltd.	NO	10
		00000					Komparu B.V.	.NLD	OTH	Digital Insurance Group B.V.	Ownership	100.000	Zurich Insurance Group Ltd.	NO	11
		00000					Kono Insurance Limited	.HKG	OTH	Zurich Versicherungs-Gesellschaft AG	Ownership	100.000	Zurich Insurance Group Ltd.	NO	11
		00000	88-1615240				LA Apt. 1, LLC	.DE	OTH	Zurich American Insurance Company	Ownership	100.000	Zurich Insurance Group Ltd.	NO	11
		00000	36-4877375				LA Industrial 1, LLC	.DE	OTH	Zurich American Insurance Company	Ownership	100.000	Zurich Insurance Group Ltd.	NO	11
		00000	85-3842785				La Industrial 2, LLC	.DE	OTH	Farmers New World Life Insurance Company	Ownership	100.000	Zurich Insurance Group Ltd.	NO	11
		00000	88-3063378				LA Industrial 4, LLC	.DE	OTH	Zurich American Insurance Company	Ownership	100.000	Zurich Insurance Group Ltd.	NO	11
		00000	47-1325180				LA Retail 1 LLC	.DE	OTH	Zurich American Insurance Company	Ownership	100.000	Zurich Insurance Group Ltd.	NO	11
		00000					Manon Vision Co., Ltd.	.THA	OTH	Centre Solutions (Bermuda) Limited	Ownership	0.001	Zurich Insurance Group Ltd.	NO	11
		00000					Manon Vision Co., Ltd.	.THA	OTH	Zurich Finance Company Ltd	Ownership	0.001	Zurich Insurance Group Ltd.	NO	11
		00000					Manon Vision Co., Ltd.	.THA	OTH	Zurich Versicherungs-Gesellschaft AG	Ownership	99.999	Zurich Insurance Group Ltd.	NO	11
		00000					MEATPACKING B.V.	.NLD	OTH	Rock Inne Vastgoed B.V.	Ownership	100.000	Zurich Insurance Group Ltd.	NO	11
		00000					Medidata AG	.CHE	OTH	Zurich Versicherungs-Gesellschaft AG	Ownership	8.852	Zurich Insurance Group Ltd.	NO	11
		00000					MI Administrators, LLC	.DE	OTH	FIG Leasing Co., Inc	Ownership	100.000	Zurich Insurance Group Ltd.	NO	11
		00000	30-0947450				MIAMI INDUSTRIAL 1, LLC	.DE	OTH	Zurich American Insurance Company	Ownership	100.000	Zurich Insurance Group Ltd.	NO	11
		00000	81-3346909				Miami Industrial 2, LLC	.DE	OTH	Farmers New World Life Insurance Company	Ownership	100.000	Zurich Insurance Group Ltd.	NO	10
		00000	38-4002060				Miami Office 2, LLC	.DE	OTH	Zurich American Insurance Company	Ownership	100.000	Zurich Insurance Group Ltd.	NO	10
		00000	35-2567170				MIAMI OFFICE 3, LLC	.DE	OTH	Zurich American Insurance Company	Ownership	100.000	Zurich Insurance Group Ltd.	NO	10
		00000	61-1852255				Miami Retail 1, LLC	.DE	OTH	Zurich American Insurance Company	Ownership	100.000	Zurich Insurance Group Ltd.	NO	10
		00000					Minas Brasil Promotora de Servicos S/A	.BRA	OTH	Zurich Minas Brasil Seguros S.A.	Ownership	100.000	Zurich Insurance Group Ltd.	NO	11
		00000					Minerva Science Limited	.GBR	OTH	Project Policy Bidco Limited	Ownership	100.000	Zurich Insurance Group Ltd.	NO	11
		00000	30-1003542				MSP APT 1, LLC	.DE	OTH	Zurich American Insurance Company	Ownership	100.000	Zurich Insurance Group Ltd.	NO	10
		00000					My Policy Limited	.GBR	OTH	Project Policy Bidco Limited	Ownership	100.000	Zurich Insurance Group Ltd.	NO	11
		00000	87-1630047				Nashville Apt. 1, LLC	.DE	OTH	Zurich American Insurance Company	Ownership	0.000	Zurich Insurance Group Ltd.	NO	11
		00000	30-1004249				Nashville Office 1, LLC	.DE	OTH	Zurich American Insurance Company	Ownership	100.000	Zurich Insurance Group Ltd.	NO	10

STATEMENT AS OF JUNE 30, 2023 OF THE FARMERS INSURANCE EXCHANGE

SCHEDULE Y

PART 1A - DETAIL OF INSURANCE HOLDING COMPANY SYSTEM

1	2	3	4	5	6	7	8	9	10	11	12	13	14	15	16
Group Code	Group Name	NAIC Company Code	ID Number	Federal RSSD	CIK	Name of Securities Exchange if Publicly Traded (U.S. or International)	Names of Parent, Subsidiaries Or Affiliates	Domi-ciliary Location	Relation-ship to Reporting Entity	Directly Controlled by (Name of Entity/Person)	Type of Control (Ownership, Board, Management, Attorney-in-Fact, Influence, Other)	If Control is Ownership Provide Percentage	Ultimate Controlling Entity(ies)/Person(s)	Is an SCA Filing Re-quired? (Yes/No)	*
		00000					Navigators and General Insurance Company Limited	.GBR	OTH	Zurich Insurance plc	Ownership	100.000	Zurich Insurance Group Ltd.	NO	11
		00000					Nearheath Limited	.GBR	OTH	Zurich Assurance Ltd	Ownership	100.000	Zurich Insurance Group Ltd.	NO	11
		00000	30-1071415				NY Industrial 1, LLC	.DE	OTH	Zurich American Insurance Company	Ownership	100.000	Zurich Insurance Group Ltd.	NO	11
		00000					Oak Underwriting plc	.GBR	OTH	Zurich Holdings (UK) Limited	Ownership	100.000	Zurich Insurance Group Ltd.	NO	11
		00000					OnePath General Insurance Pty Limited	.AUS	OTH	Zurich Financial Services Australia Limited	Ownership	100.000	Zurich Insurance Group Ltd.	NO	11
		00000					OnePath Life Australia Holdings Pty Ltd	.AUS	OTH	Zurich Financial Services Australia Limited	Ownership	100.000	Zurich Insurance Group Ltd.	NO	11
		00000					OnePath Life Limited	.AUS	OTH	OnePath Life Australia Holdings Pty Ltd	Ownership	100.000	Zurich Insurance Group Ltd.	NO	11
		00000					Orange Stone Company	.IRL	OTH	Zurich Finance Company AG	Ownership	100.000	Zurich Insurance Group Ltd.	NO	11
		00000					Orion Rechtsschutz-Versicherung AG	.CHE	OTH	Zurich Versicherungs-Gesellschaft AG	Ownership	78.000	Zurich Insurance Group Ltd.	NO	11
		00000					Parcelgate Limited	.GBR	OTH	Zurich Assurance Ltd	Ownership	100.000	Zurich Insurance Group Ltd.	NO	11
		00000					Perils AG	.CHE	OTH	Zurich Versicherungs-Gesellschaft AG	Ownership	11.111	Zurich Insurance Group Ltd.	NO	11
		00000					Perunsel S.A.	.URY	OTH	Zürich Versicherungs-Gesellschaft AG	Ownership	60.000	Zurich Insurance Group Ltd.	NO	11
		00000					PFS Pension Fund Services AG	.CHE	OTH	Zürich Versicherungs-Gesellschaft AG	Ownership	18.433	Zurich Insurance Group Ltd.	NO	11
		00000	35-2553880				Philly Office 1, LLC	.DE	OTH	Zurich American Insurance Company	Ownership	100.000	Zurich Insurance Group Ltd.	NO	11
		00000	87-1553300				Philly Office Land, LLC	.DE	OTH	Zurich American Insurance Company	Ownership	100.000	Zurich Insurance Group Ltd.	NO	11
		00000	47-1392591				POR Apt 1, LLC	.DE	OTH	Zurich American Insurance Company	Ownership	100.000	Zurich Insurance Group Ltd.	NO	11
		00000	47-4067157				POR Apt 2, LLC	.DE	OTH	Zurich American Insurance Company	Ownership	100.000	Zurich Insurance Group Ltd.	NO	11
		00000					Prime Corporate Psychology Pty Ltd	.AUS	OTH	DTC Bidco Pty Ltd	Ownership	100.000	Zurich Insurance Group Ltd.	NO	11
		00000					Project Policy Bidco Limited	.GBR	OTH	Zürich Versicherungs-Gesellschaft AG	Ownership	20.000	Zurich Insurance Group Ltd.	NO	11
		00000					Projektör Lebensversicherungs-AG	.DEU	OTH	Zurich Deutscher Herold Lebensversicherung Aktiengesellschaft	Ownership	5.158	Zurich Insurance Group Ltd.	NO	11
		00000					PT Asuransi Adira Dinamika Tbk	.IDN	OTH	Zürich Versicherungs-Gesellschaft AG	Ownership	98.488	Zurich Insurance Group Ltd.	NO	11
		00000	AA-5360007				PT Zurich Insurance Indonesia	.IDN	OTH	Zürich Rückversicherungs-Gesellschaft AG	Ownership	1.569	Zurich Insurance Group Ltd.	NO	11
		00000	AA-5360007				PT Zurich Insurance Indonesia	.IDN	OTH	Zürich Versicherungs-Gesellschaft AG	Ownership	97.091	Zurich Insurance Group Ltd.	NO	11
		00000					PT Zurich Topas Life	.IDN	OTH	Zürich Versicherungs-Gesellschaft AG	Ownership	80.000	Zurich Insurance Group Ltd.	NO	11
		00000					R3 FL Holdings, LLC	.FL	OTH	Fidelity and Deposit Company of Maryland	Ownership	100.000	Zurich Insurance Group Ltd.	NO	11
		00000	88-3031830				Raleigh Office 2, LLC	.DE	OTH	Farmers New World Life Insurance Company	Ownership	100.000	Zurich Insurance Group Ltd.	NO	11
		00000					Raleigh/Durham Offices, L.P.	.DE	OTH	Zurich Structured Finance, Inc.	Ownership	99.000	Zurich Insurance Group Ltd.	NO	11
		00000					RE Curve Holding B.V.	.DEU	OTH	Zurich Deutscher Herold Lebensversicherung Aktiengesellschaft	Ownership	100.000	Zurich Insurance Group Ltd.	NO	11
		00000					Real Garant Espana S.L.	.ESP	OTH	Real Garant GmbH Garantiesysteme	Ownership	100.000	Zurich Insurance Group Ltd.	NO	11
		00000					Real Garant GmbH Garantiesysteme	.DEU	OTH	Real Garant Versicherung Aktiengesellschaft	Ownership	100.000	Zurich Insurance Group Ltd.	NO	11
		00000					Real Garant Versicherung Aktiengesellschaft (Deutschland)	.DEU	OTH	Zurich Beteiligungs-Aktiengesellschaft (Deutschland)	Ownership	100.000	Zurich Insurance Group Ltd.	NO	11
		00000					Research Triangle MGP Manager, Inc.	.DE	OTH	Zurich Structured Finance, Inc.	Ownership	100.000	Zurich Insurance Group Ltd.	NO	11
		00000					Research Triangle Office MGP, LLC	.DE	OTH	Research Triangle MGP Manager, Inc.	Ownership	1.000	Zurich Insurance Group Ltd.	NO	11
		00000					Research Triangle Office MGP, LLC	.DE	OTH	Zurich Structured Finance, Inc.	Ownership	99.000	Zurich Insurance Group Ltd.	NO	11
		00000					REX Baume S.C.I	.FRA	OTH	REX Holding France	Ownership	100.000	Zurich Insurance Group Ltd.	NO	11
		00000					REX Holding France	.FRA	OTH	REX OPPCI Fonds	Ownership	100.000	Zurich Insurance Group Ltd.	NO	11
		00000					REX Holding S.a.r.l.	.LUX	OTH	REX-ZDHL S.C.S. SICAV-SIF	Ownership	100.000	Zurich Insurance Group Ltd.	NO	11
		00000					REX Mauchamps	.FRA	OTH	REX Holding France	Ownership	100.000	Zurich Insurance Group Ltd.	NO	11
		00000					REX Vilette	.FRA	OTH	REX Holding France	Ownership	0.000	Zurich Insurance Group Ltd.	NO	11
		00000					REX-Aurea-ZDHL S.C.S.	.LUX	OTH	REX-ZDHL GP S.à r.l.	Ownership	100.000	Zurich Insurance Group Ltd.	NO	11
		00000					REX-De Baak B.V.	.NLD	OTH	REX Holding S.à r.l.	Ownership	100.000	Zurich Insurance Group Ltd.	NO	11
		00000					REX-Germany-ZDHL S.C.S	.LUX	OTH	REX-ZDHL S.C.S. SICAV-SIF	Ownership	95.240	Zurich Insurance Group Ltd.	NO	11

STATEMENT AS OF JUNE 30, 2023 OF THE FARMERS INSURANCE EXCHANGE

SCHEDULE Y
PART 1A - DETAIL OF INSURANCE HOLDING COMPANY SYSTEM

1	2	3	4	5	6	7	8	9	10	11	12	13	14	15	16
Group Code	Group Name	NAIC Company Code	ID Number	Federal RSSD	CIK	Name of Securities Exchange if Publicly Traded (U.S. or International)	Names of Parent, Subsidiaries or Affiliates	Domiciliary Location	Relationship to Reporting Entity	Directly Controlled by (Name of Entity/Person)	Type of Control (Ownership, Board, Management, Attorney-in-Fact, Influence, Other)	If Control is Ownership Provide Percentage	Ultimate Controlling Entity(ies)/Person(s)	Is an SCA Filing Required? (Yes/No)	*
		00000					REX-Humboldtthafen Verwaltungs GmbH	.DEU	OTH	REX-ZDHL S.C.S. SICAV-SIF Zurich Deutscher Herold Lebensversicherung	Ownership	100.000	Zurich Insurance Group Ltd.	NO	11
		00000					Rex-Spain-ZDHL S.L.	.ESP	OTH	Aktiengesellschaft	Ownership	100.000	Zurich Insurance Group Ltd.	NO	11
		00000					REX-The East S.à.r.l.	.LUX	OTH	REX-ZDHL S.C.S. SICAV-SIF Zurich Deutscher Herold Lebensversicherung	Ownership	94.800	Zurich Insurance Group Ltd.	NO	11
		00000					REX-ZDHL GP S.a.r.l.	.LUX	OTH	Aktiengesellschaft Zurich Deutscher Herold Lebensversicherung	Ownership	100.000	Zurich Insurance Group Ltd.	NO	11
		00000					REX-ZDHL S.C.S. SICAV-SIF	.LUX	OTH	Aktiengesellschaft	Ownership	100.000	Zurich Insurance Group Ltd.	NO	11
		00000					Rock Inne Vastgoed B.V.	.NLD	OTH	REX Holding S.à.r.l.	Ownership	100.000	Zurich Insurance Group Ltd.	YES	11
		00000					Rokin 21 B.V.	.NLD	OTH	Roxana Vastgoed B.V.	Ownership	100.000	Zurich Insurance Group Ltd.	NO	11
		00000					Rokin 49 B.V.	.NLD	OTH	Rock Inne Vastgoed B.V.	Ownership	100.000	Zurich Insurance Group Ltd.	NO	11
		00000					Roxana Vastgoed B.V.	.NLD	OTH	REX Holding S.à.r.l.	Ownership	100.000	Zurich Insurance Group Ltd.	NO	11
.0212	Zurich Ins Group	39039	41-1375004				Rural Community Insurance Company	.MN	OTH	Zurich American Insurance Company	Ownership	100.000	Zurich Insurance Group Ltd.	NO	11
		00000	61-1791237				San Diego Retail 1, LLC	.DE	OTH	Zurich American Insurance Company	Ownership	100.000	Zurich Insurance Group Ltd.	NO	11
		00000					Santander Rio Seguros S.A.	.ARG	OTH	Inversiones ZS America SpA	Ownership	4.000	Zurich Insurance Group Ltd.	NO	11
		00000					Santander Rio Seguros S.A.	.ARG	OTH	Zurich Santander Insurance America, S.L.	Ownership	96.000	Zurich Insurance Group Ltd.	NO	11
		00000					Santander Seguros Sociedad Anónima	.URY	OTH	Zurich Santander Insurance America, S.L. Zurich Insurance Company Ltd (Bahrain Branch)	Ownership	100.000	Zurich Insurance Group Ltd.	NO	11
		00000					Saudi National Insurance Company	.BHR	OTH	Branch)	Ownership	5.000	Zurich Insurance Group Ltd.	NO	11
		00000	46-3060914				SEA APARTMENT 2, LLC	.DE	OTH	Zurich American Insurance Company	Ownership	100.000	Zurich Insurance Group Ltd.	NO	11
		00000					Serviaide, S.A. - Sociedad Unipersonal	.ESP	OTH	AIDE Asistencia Seguros y Reaseguros, S.A. - Sociedad Uniper	Ownership	100.000	Zurich Insurance Group Ltd.	NO	11
		00000					Servizurich S.A. - Sociedad Unipersonal	.ESP	OTH	Zurich Insurance plc, Sucursal en Espana	Ownership	100.000	Zurich Insurance Group Ltd.	NO	11
		00000	47-1153493				SF Apt 1, LLC	.DE	OTH	Zurich American Insurance Company	Ownership	100.000	Zurich Insurance Group Ltd.	NO	11
		00000	75-2195089				Special Insurance Services, Inc.	.IL	OTH	Zurich American Insurance Company	Ownership	100.000	Zurich Insurance Group Ltd.	NO	11
		00000					Speigelhof Vastgoed B.V.	.DEU	OTH	RE Curve Holding B.V.	Ownership	100.000	Zurich Insurance Group Ltd.	NO	11
		00000					Springboard Health and Performance Pty Ltd	.AUS	OTH	DTC Bidco Pty Ltd	Ownership	100.000	Zurich Insurance Group Ltd.	NO	11
		00000					Springworks International AB	.SWE	OTH	autoSense AG	Ownership	50.000	Zurich Insurance Group Ltd.	NO	11
.0212	Zurich U.S. Insurance Pool Group	26387	52-0981481				Steadfast Insurance Company	.IL	OTH	Zurich American Insurance Company	Ownership	100.000	Zurich Insurance Group Ltd.	NO	11
		00000					Steadfast Santa Clarita Holdings LLC	.DE	OTH	Steadfast Insurance Company	Ownership	100.000	Zurich Insurance Group Ltd.	NO	11
		00000					Stratos Limited	.NZL	OTH	DTC NZ Bidco Limited	Ownership	100.000	Zurich Insurance Group Ltd.	NO	11
		00000					Swiss Insurance Management (Hong Kong) Limited	.HKG	OTH	Zurich Services (Hong Kong) Limited	Ownership	0.495	Zurich Insurance Group Ltd.	NO	11
		00000					Swiss Insurance Management (Hong Kong) Limited	.HKG	OTH	Zurich Insurance Holdings (Hong Kong) Limited	Ownership	99.505	Zurich Insurance Group Ltd.	NO	11
		00000					TDG Tele Dienste GmbH	.DEU	OTH	Zurich Beteiligungs-Aktiengesellschaft (Deutschland)	Ownership	100.000	Zurich Insurance Group Ltd.	NO	11
		00000					Tennysen Insurance Limited	.GBR	OTH	Zurich Holdings (UK) Limited Zurich Legacy Solutions Services (UK) Limited	Ownership	100.000	Zurich Insurance Group Ltd.	NO	11
		00000					The Liverpool Reversionary Company Limited	.GBR	OTH	Limited	Ownership	100.000	Zurich Insurance Group Ltd.	NO	11
		00000	36-3839542				The Zurich Services Corporation	.IL	OTH	Zurich Holding Company of America, Inc.	Ownership	100.000	Zurich Insurance Group Ltd.	NO	11
		00000					TopReport Schadenbesichtigungs GmbH	.AUT	OTH	Zurich Versicherungs-Aktiengesellschaft Travel Ace Internacional de Servicios S.A.	Ownership	14.286	Zurich Insurance Group Ltd.	NO	11
		00000					Travel Ace Chile S.A.	.CHL	OTH		Ownership	1.000	Zurich Insurance Group Ltd.	NO	11
		00000					Travel Ace Chile S.A.	.CHL	OTH	Zürich Versicherungs-Gesellschaft AG	Ownership	99.000	Zurich Insurance Group Ltd.	NO	11
		00000					Travel Ace Internacional de Servicios S.A.	.URY	OTH	Zürich Versicherungs-Gesellschaft AG	Ownership	100.000	Zurich Insurance Group Ltd.	NO	10
		00000					Travel Assist Pty Limited	.AUS	OTH	ASTIS Holdings Limited	Ownership	100.000	Zurich Insurance Group Ltd.	NO	11
		00000					Travel Insurance Partners Pty Ltd	.AUS	OTH	Travel Assist Pty Limited	Ownership	100.000	Zurich Insurance Group Ltd.	NO	11
		00000					Travel Insurance Services Canada Inc.	.CAN	OTH	World Travel Protection Canada Inc.	Ownership	100.000	Zurich Insurance Group Ltd.	NO	11
		00000					Travellex Insurance Services Limited	.DE	OTH	Cover-More Holdings USA Inc.	Ownership	100.000	Zurich Insurance Group Ltd.	NO	11

STATEMENT AS OF JUNE 30, 2023 OF THE FARMERS INSURANCE EXCHANGE

SCHEDULE Y

PART 1A - DETAIL OF INSURANCE HOLDING COMPANY SYSTEM

1	2	3	4	5	6	7	8	9	10	11	12	13	14	15	16
Group Code	Group Name	NAIC Company Code	ID Number	Federal RSSD	CIK	Name of Securities Exchange if Publicly Traded (U.S. or International)	Names of Parent, Subsidiaries Or Affiliates	Domi-ciliary Location	Relation-ship to Reporting Entity	Directly Controlled by (Name of Entity/Person)	Type of Control (Ownership, Board, Management, Attorney-in-Fact, Influence, Other)	If Control is Ownership Provide Percentage	Ultimate Controlling Entity(ies)/Person(s)	Is an SCA Filing Re-quired? (Yes/No)	*
		00000	95-2670330				Truck Underwriters Association	..CA.....	OTH.....	Farmers Group, Inc.	Ownership.....	100.000	Zurich Insurance Group Ltd.	..NO.....	11
		00000					Turegum Immobilien AG	..CHE.....	OTH.....	Zurich Versicherungs-Gesellschaft AG	Ownership.....	100.000	Zurich Insurance Group Ltd.	..NO.....	11
		00000					UA Assistance S.A. de C.V.	..MEX.....	OTH.....	Travel Ace Internacional de Servicios S.A.	Ownership.....	0.000	Zurich Insurance Group Ltd.	..NO.....	11
		00000					UA Assistance S.A. de C.V.	..MEX.....	OTH.....	Zürich Versicherungs-Gesellschaft AG	Ownership.....	100.000	Zurich Insurance Group Ltd.	..NO.....	11
		00000					Universal Assistance Assistencia Ao Viajante Ltda	..BRA.....	OTH.....	Perunsel S.A.	Ownership.....	0.000	Zurich Insurance Group Ltd.	..NO.....	11
		00000					Universal Assistance S.A.	..ARG.....	OTH.....	World Wide Assistance S.A.	Ownership.....	92.710	Zurich Insurance Group Ltd.	..YES.....	11
		00000					Universal Assistance S.A.	..ARG.....	OTH.....	Zürich Versicherungs-Gesellschaft AG	Ownership.....	7.290	Zurich Insurance Group Ltd.	..YES.....	11
		00000					Universal Assistance S.A.	..URY.....	OTH.....	Zürich Versicherungs-Gesellschaft AG	Ownership.....	100.000	Zurich Insurance Group Ltd.	..NO.....	11
		00000					Universal Travel Assistance S.A.S.	..COL.....	OTH.....	Zürich Versicherungs-Gesellschaft AG	Ownership.....	100.000	Zurich Insurance Group Ltd.	..NO.....	11
.0212	Zurich U.S. Insurance Pool Group	41181	43-1249228				Universal Underwriters Insurance Company	..IL.....	OTH.....	Zurich American Insurance Company	Ownership.....	100.000	Zurich Insurance Group Ltd.	..NO.....	11
		00000					Universal Underwriters of Texas Insurance Company	..IL.....	OTH.....	Universal Underwriters Insurance Company	Ownership.....	100.000	Zurich Insurance Group Ltd.	..NO.....	10
.0212	Zurich U.S. Insurance Pool Group	40843	36-3139101				Universal Underwriters Service Corporation	..MO.....	OTH.....	Zurich Holding Company of America, Inc.	Ownership.....	100.000	Zurich Insurance Group Ltd.	..NO.....	11
		00000	43-1269296				Universal Assistance Inc.	..FL.....	OTH.....	Universal Assistance S.A.	Ownership.....	0.000	Zurich Insurance Group Ltd.	..NO.....	11
		00000	26-1282208				Vehicle Dealer Solutions, Inc.	..FL.....	OTH.....	Zurich Holding Company of America, Inc.	Ownership.....	100.000	Zurich Insurance Group Ltd.	..NO.....	11
		00000					Winchester Land, LLC	..FL.....	OTH.....	R3 FL Holdings, LLC	Ownership.....	100.000	Zurich Insurance Group Ltd.	..NO.....	11
		00000					Winn-Dixie MGP Manager, Inc.	..DE.....	OTH.....	Zurich Structured Finance, Inc.	Ownership.....	100.000	Zurich Insurance Group Ltd.	..NO.....	11
		00000					Wohnen H3B Humboldthafen GmbH&Co.KG	..DEU.....	OTH.....	REX-ZDHL S.C.S. SICAV-SIF	Ownership.....	94.900	Zurich Insurance Group Ltd.	..NO.....	11
		00000					World Travel Protection Canada Inc.	..CAN.....	OTH.....	Zurich Canadian Holdings Limited	Ownership.....	100.000	Zurich Insurance Group Ltd.	..NO.....	11
		00000					World Wide Assistance S.A.	..ARG.....	OTH.....	Zürich Versicherungs-Gesellschaft AG	Ownership.....	100.000	Zurich Insurance Group Ltd.	..NO.....	11
		00000					Wrightway Underwriting Limited	..IRL.....	OTH.....	Ballykilliane Holdings Limited	Ownership.....	100.000	Zurich Insurance Group Ltd.	..NO.....	11
		00000					Z flex Gesellschaft fur Personaldienstleistungen mbH	..DEU.....	OTH.....	Zurich Structured Finance, Inc. (Deutschland)	Ownership.....	100.000	Zurich Insurance Group Ltd.	..NO.....	11
		00000					ZCM (U.S.) Limited	..DE.....	OTH.....	Zurich Finance Company Ltd	Ownership.....	100.000	Zurich Insurance Group Ltd.	..NO.....	11
		00000					ZCM Asset Holding Company (Bermuda) Limited	..BMU.....	OTH.....	Zurich Finance Company Ltd	Ownership.....	100.000	Zurich Insurance Group Ltd.	..NO.....	11
		00000					ZCM Matched Funding Corp.	..CYM.....	OTH.....	Zurich Capital Markets Inc.	Ownership.....	100.000	Zurich Insurance Group Ltd.	..NO.....	11
		00000	20-5900744				ZFUS Services, LLC	..DE.....	OTH.....	Zurich Holding Company of America, Inc.	Ownership.....	100.000	Zurich Insurance Group Ltd.	..NO.....	11
		00000					ZGEE14 Limited	..GBR.....	OTH.....	Zurich Legacy Solutions Services (UK) Limited	Ownership.....	100.000	Zurich Insurance Group Ltd.	..NO.....	11
		00000					ZLS Aseguradora de Colombia S.A	..COL.....	OTH.....	Zürich Lebensversicherungs-Gesellschaft AG	Ownership.....	4.430	Zurich Insurance Group Ltd.	..NO.....	11
		00000					ZLS Aseguradora de Colombia S.A	..COL.....	OTH.....	Zürich Versicherungs-Gesellschaft AG	Ownership.....	95.000	Zurich Insurance Group Ltd.	..NO.....	11
		00000	02-0802795				ZNA Services, LLC	..DE.....	OTH.....	ZFUS Services, LLC	Ownership.....	100.000	Zurich Insurance Group Ltd.	..NO.....	11
		00000					ZPC Capital Limited	..GBR.....	OTH.....	Zurich Holdings (UK) Limited	Ownership.....	100.000	Zurich Insurance Group Ltd.	..NO.....	11
		00000					ZSF / Office KY, LLC	..DE.....	OTH.....	Euclid Office LP	Ownership.....	100.000	Zurich Insurance Group Ltd.	..NO.....	11
		00000					ZSF / Office NV, LLC	..DE.....	OTH.....	Euclid Office LP	Ownership.....	100.000	Zurich Insurance Group Ltd.	..NO.....	11
		00000					ZSF / Office NY, LLC	..DE.....	OTH.....	Euclid Office LP	Ownership.....	100.000	Zurich Insurance Group Ltd.	..NO.....	11
		00000					ZSF KY Annex, LLC	..DE.....	OTH.....	Euclid KY Annex, LP	Ownership.....	100.000	Zurich Insurance Group Ltd.	..NO.....	11
		00000					ZSF/Bloomington, LLC	..DE.....	OTH.....	Bloomington Office LP	Ownership.....	100.000	Zurich Insurance Group Ltd.	..NO.....	11
		00000					ZSF/C1 MGP Manager, Inc	..DE.....	OTH.....	Zurich Structured Finance, Inc.	Ownership.....	100.000	Zurich Insurance Group Ltd.	..NO.....	11
		00000					ZSF/C1 MGP, LLC	..DE.....	OTH.....	ZSF/C1 MGP Manager, Inc	Ownership.....	1.000	Zurich Insurance Group Ltd.	..NO.....	11
		00000					ZSF/C1 MGP, LLC	..DE.....	OTH.....	Zurich Structured Finance, Inc.	Ownership.....	99.000	Zurich Insurance Group Ltd.	..NO.....	11
		00000					ZSF/C2 MGP Manager, Inc	..DE.....	OTH.....	Zurich Structured Finance, Inc.	Ownership.....	100.000	Zurich Insurance Group Ltd.	..NO.....	11
		00000					ZSF/C2 MGP, LLC	..DE.....	OTH.....	ZSF/CF2 MGP Manager, Inc.	Ownership.....	1.000	Zurich Insurance Group Ltd.	..NO.....	11
		00000					ZSF/C2 MGP, LLC	..DE.....	OTH.....	Zurich Structured Finance, Inc.	Ownership.....	99.000	Zurich Insurance Group Ltd.	..NO.....	11
		00000					ZSF/Dallas Tower, LLC	..DE.....	OTH.....	Dallas Tower LP	Ownership.....	100.000	Zurich Insurance Group Ltd.	..NO.....	11
		00000					ZSF/Kansas, LLC	..DE.....	OTH.....	Kansas City Office LP	Ownership.....	100.000	Zurich Insurance Group Ltd.	..NO.....	11
		00000					ZSF/Land Parcels LLC	..DE.....	OTH.....	Zurich Structured Finance, Inc.	Ownership.....	100.000	Zurich Insurance Group Ltd.	..NO.....	11

12-10

STATEMENT AS OF JUNE 30, 2023 OF THE FARMERS INSURANCE EXCHANGE

SCHEDULE Y

PART 1A - DETAIL OF INSURANCE HOLDING COMPANY SYSTEM

1	2	3	4	5	6	7	8	9	10	11	12	13	14	15	16
Group Code	Group Name	NAIC Company Code	ID Number	Federal RSSD	CIK	Name of Securities Exchange if Publicly Traded (U.S. or International)	Names of Parent, Subsidiaries Or Affiliates	Domi-ciliary Location	Relation-ship to Reporting Entity	Directly Controlled by (Name of Entity/Person)	Type of Control (Ownership, Board, Management, Attorney-in-Fact, Influence, Other)	If Control is Ownership Provide Percentage	Ultimate Controlling Entity(ies)/Person(s)	Is an SCA Filing Re-quired? (Yes/No)	*
		00000				ZSF/Research Gateway, LLC	DE	OTH	Raleigh/Durham Offices, L.P.	Ownership	100.000	Zurich Insurance Group Ltd.	NO	11	
		00000				ZSF/WD Fitzgerald, LLC	DE	OTH	Euclid Warehouses LP	Ownership	100.000	Zurich Insurance Group Ltd.	NO	11	
		00000				ZSF/WD Hammond, LLC	DE	OTH	Euclid Warehouses LP	Ownership	100.000	Zurich Insurance Group Ltd.	NO	11	
		00000				ZSF/WD Jacksonville, LLC	DE	OTH	Euclid Warehouses LP	Ownership	100.000	Zurich Insurance Group Ltd.	NO	11	
		00000				ZSF/WD Opa Locka, LLC	DE	OTH	Euclid Warehouses LP	Ownership	100.000	Zurich Insurance Group Ltd.	NO	11	
		00000	36-3096373			ZSPH LLC	DE	OTH	Zurich Holding Company of America, Inc.	Ownership	100.000	Zurich Insurance Group Ltd.	NO	11	
		00000				ZSG Kfz-ZulassungsservicegesmbH	AUT	OTH	Zurich Versicherungs-Aktiengesellschaft	Ownership	33.333	Zurich Insurance Group Ltd.	NO	11	
		00000				Zurich - Companhia de Seguros Vida S.A.	PRT	OTH	Zurich Finanz-Gesellschaft AG	Ownership	0.001	Zurich Insurance Group Ltd.	NO	11	
		00000				Zurich - Companhia de Seguros Vida S.A.	PRT	OTH	Zurich Investments Life S.p.A.	Ownership	0.001	Zurich Insurance Group Ltd.	NO	11	
		00000				Zurich - Companhia de Seguros Vida S.A.	PRT	OTH	Zurich Lebensversicherungs-Gesellschaft AG	Ownership	99.996	Zurich Insurance Group Ltd.	NO	11	
		00000				Zurich - Companhia de Seguros Vida S.A.	PRT	OTH	Zurich Versicherungs-Gesellschaft AG	Ownership	0.001	Zurich Insurance Group Ltd.	NO	11	
		00000				Zurich - Companhia de Seguros Vida S.A.	PRT	OTH	Zurich Vida, Companhia de Seguros y Reaseguros, S.A. - Sociad	Ownership	0.001	Zurich Insurance Group Ltd.	NO	11	
		00000				Zurich (Scotland) Limited Partnership	GBR	OTH	Zurich General Partner (Scotland) Ltd	Ownership	100.000	Zurich Insurance Group Ltd.	NO	11	
		00000				Zurich Advice Network Limited	GBR	OTH	Allied Dunbar Assurance plc	Ownership	100.000	Zurich Insurance Group Ltd.	NO	11	
		00000				Zurich AFIN Mexico, S.A. DE C.V.	MEX	OTH	Zurich Compania de Sefuros, S.A.	Ownership	0.002	Zurich Insurance Group Ltd.	NO	11	
		00000				Zurich AFIN Mexico, S.A. DE C.V.	MEX	OTH	Zurich Versicherungs-Gesellschaft AG	Ownership	99.998	Zurich Insurance Group Ltd.	NO	11	
		00000	04-3126497			Zurich Agency Services Inc	IA	OTH	Zurich Holding Company of America, Inc.	Ownership	100.000	Zurich Insurance Group Ltd.	NO	11	
		00000	86-1164252			Zurich Alternative Asset Management, LLC	DE	OTH	Zurich Holding Company of America, Inc.	Ownership	100.000	Zurich Insurance Group Ltd.	NO	11	
		00000				Zurich America Latina Serviços Brasil Ltda.	BRA	OTH	Zurich Lebensversicherungs-Gesellschaft AG	Ownership	0.010	Zurich Insurance Group Ltd.	YES	11	
		00000				Zurich America Latina Serviços Brasil Ltda.	BRA	OTH	Zurich Versicherungs-Gesellschaft AG	Ownership	99.990	Zurich Insurance Group Ltd.	NO	11	
.0212	Zurich U.S. Insurance Pool Group	16535	36-4233459			Zurich American Insurance Company	NY	OTH	Zurich Holding Company of America, Inc.	Ownership	100.000	Zurich Insurance Group Ltd.	NO	11	
.0212	Zurich U.S. Insurance Pool Group	27855	36-2781080			Zurich American Insurance Company of Illinois	IL	OTH	American Zurich Insurance Company	Ownership	100.000	Zurich Insurance Group Ltd.	NO	11	
.0212	Zurich Ins Group	90557	36-3050975			Zurich American Life Insurance Company	IL	OTH	Zurich Holding Company of America, Inc.	Ownership	100.000	Zurich Insurance Group Ltd.	NO	11	
.0212	Zurich Ins Group	14178	27-4746162			Zurich American Life Insurance Company of New York	NY	OTH	Zurich American Life Insurance Company	Ownership	100.000	Zurich Insurance Group Ltd.	NO	11	
		00000				Zurich Argentina Cia. de Seguros S.A.	ARG	OTH	Inversiones Suizo-Argentina S.A.	Ownership	55.461	Zurich Insurance Group Ltd.	NO	11	
		00000	AA-2130022			Zurich Argentina Cia. de Seguros S.A.	ARG	OTH	Zurich Versicherungs-Gesellschaft AG	Ownership	44.536	Zurich Insurance Group Ltd.	NO	11	
		00000	AA-2130022			Zurich Argentina Compania de Seguros de Retiro S.A.	ARG	OTH	Zurich Argentina Cia. de Seguros S.A.	Ownership	46.642	Zurich Insurance Group Ltd.	NO	11	
		00000				Zurich Argentina Compania de Seguros de Retiro S.A.	ARG	OTH	Zurich Versicherungs-Gesellschaft AG	Ownership	53.358	Zurich Insurance Group Ltd.	NO	11	
		00000				Zurich Aseguradora Argentina S.A.	ARG	OTH	Zurich Versicherungs-Gesellschaft AG	Ownership	99.900	Zurich Insurance Group Ltd.	NO	11	
		00000				Zurich Aseguradora Mexicana, S.A. de C.V.	MEX	OTH	Zurich Lebensversicherungs-Gesellschaft AG	Ownership	0.000	Zurich Insurance Group Ltd.	NO	11	
		00000				Zurich Aseguradora Mexicana, S.A. de C.V.	MEX	OTH	Zurich Versicherungs-Gesellschaft AG	Ownership	100.000	Zurich Insurance Group Ltd.	NO	11	
		00000				Zurich Asset Management Gerente de Fondos Comunes de Inversi	ARG	OTH	Inversiones Suizo-Argentina S.A.	Ownership	90.000	Zurich Insurance Group Ltd.	NO	11	
		00000				Zurich Asset Management Gerente de Fondos Comunes de Inversi	ARG	OTH	Isis S.A.	Ownership	10.000	Zurich Insurance Group Ltd.	NO	11	
		00000				Zurich Assurance Ltd	GBR	OTH	Eagle Star Holdings Limited	Ownership	100.000	Zurich Insurance Group Ltd.	NO	11	
		00000				Zurich Assure Australia Pty Limited	AUS	OTH	Zurich Financial Services Australia Limited	Ownership	100.000	Zurich Insurance Group Ltd.	NO	11	
		00000				Zurich Australia Limited	AUS	OTH	Zurich Financial Services Australia Limited	Ownership	100.000	Zurich Insurance Group Ltd.	NO	11	
		00000	AA-1930995			Zurich Australian Insurance Limited	AUS	OTH	Zurich Financial Services Australia Limited	Ownership	100.000	Zurich Insurance Group Ltd.	NO	11	

STATEMENT AS OF JUNE 30, 2023 OF THE FARMERS INSURANCE EXCHANGE

SCHEDULE Y

PART 1A - DETAIL OF INSURANCE HOLDING COMPANY SYSTEM

1	2	3	4	5	6	7	8	9	10	11	12	13	14	15	16
Group Code	Group Name	NAIC Company Code	ID Number	Federal RSSD	CIK	Name of Securities Exchange if Publicly Traded (U.S. or International)	Names of Parent, Subsidiaries Or Affiliates	Domi-ciliary Location	Relation-ship to Reporting Entity	Directly Controlled by (Name of Entity/Person)	Type of Control (Ownership, Board, Management, Attorney-in-Fact, Influence, Other)	If Control is Ownership Provide Percentage	Ultimate Controlling Entity(ies)/Person(s)	Is an SCA Filing Re-quired? (Yes/No)	*
		00000					Zurich Australian Insurance Properties Pty Limited	.AUS.	OTH.	Zurich Australia Limited	Ownership	40.000	Zurich Insurance Group Ltd.	NO	11
		00000					Zurich Australian Insurance Properties Pty Limited	.AUS.	OTH.	Zurich Australian Insurance Limited	Ownership	60.000	Zurich Insurance Group Ltd.	NO	11
		00000					Zurich Australian Property Holdings Pty Ltd	.AUS.	OTH.	Zürich Versicherungs-Gesellschaft AG	Ownership	100.000	Zurich Insurance Group Ltd.	NO	11
		00000					Zurich Bank International Limited	.GBR.	OTH.	Dunbar Assets Ireland	Ownership	100.000	Zurich Insurance Group Ltd.	NO	11
		00000	13-4186554				Zurich Benefit Finance LLC	.DE.	OTH.	Zurich Holding Company of America, Inc.	Ownership	100.000	Zurich Insurance Group Ltd.	NO	11
		00000					Zurich Beteiligungs-Aktiengesellschaft (Deutschland)	.DEU.	OTH.	Zurich IT Service AG Niederlassung fur Deutschland	Ownership	82.617	Zurich Insurance Group Ltd.	NO	11
		00000					Zurich Beteiligungs-Aktiengesellschaft (Deutschland)	.DEU.	OTH.	Zurich Leben Service AG Niederlassung fur Deutschland	Ownership	17.383	Zurich Insurance Group Ltd.	NO	11
		00000					Zurich Brasil Capitalizacao S.A	.BRA.	OTH.	Zurich Versicherungs-Gesellschaft AG	Ownership	100.000	Zurich Insurance Group Ltd.	NO	11
		00000					Zurich Brasil Companhia de Seguros	.BRA.	OTH.	Zurich Minas Brasil Seguros S.A.	Ownership	100.000	Zurich Insurance Group Ltd.	NO	11
		00000					Zurich Building Control Services Limited	.GBR.	OTH.	Zurich Holdings (UK) Limited	Ownership	100.000	Zurich Insurance Group Ltd.	NO	11
		00000					Zurich Canadian Holdings Limited	.CAN.	OTH.	Zurich Insurance Company Ltd, Canadian Branch	Ownership	68.819	Zurich Insurance Group Ltd.	NO	11
		00000			0001028769		Zurich Canadian Holdings Limited	.CAN.	OTH.	Zurich Versicherungs-Gesellschaft AG	Ownership	31.181	Zurich Insurance Group Ltd.	NO	11
		00000					Zurich Capital Markets Inc.	.DE.	OTH.	ZCM (U.S.) Limited	Ownership	100.000	Zurich Insurance Group Ltd.	NO	11
		00000					Zurich Capital Markets Securities Inc.	.DE.	OTH.	Zurich Capital Markets Inc.	Ownership	100.000	Zurich Insurance Group Ltd.	NO	11
		00000					Zurich Commercial Services (Europe) GmbH	.DEU.	OTH.	Zürich Beteiligungs-Aktiengesellschaft (Deutschland)	Ownership	100.000	Zurich Insurance Group Ltd.	NO	11
		00000					Zurich Community Trust (UK) Limited	.GBR.	OTH.	Zurich Financial Services (UKISA) Limited	Ownership	50.000	Zurich Insurance Group Ltd.	NO	11
		00000					Zurich Community Trust (UK) Limited	.GBR.	OTH.	Zurich Financial Services (UKISA) Nominees Limited	Ownership	50.000	Zurich Insurance Group Ltd.	NO	11
		00000					Zurich Compania de Reaseguros Argentina S.A.	.ARG.	OTH.	Inversiones Suizo-Argentina S.A.	Ownership	95.000	Zurich Insurance Group Ltd.	NO	11
		00000					Zurich Compania de Reaseguros Argentina S.A.	.ARG.	OTH.	Zurich Versicherungs-Gesellschaft AG	Ownership	5.000	Zurich Insurance Group Ltd.	NO	11
		00000					Zurich Compania de Seguros, S.A.	.MEX.	OTH.	Zurich Versicherungs-Gesellschaft AG	Ownership	99.883	Zurich Insurance Group Ltd.	NO	11
		00000					Zurich Corredora de Bolsa S.A.	.CHL.	OTH.	Inversiones Suizo Chilena S.A.	Ownership	99.000	Zurich Insurance Group Ltd.	NO	11
		00000					Zurich Corredora de Bolsa S.A.	.CHL.	OTH.	Zurich Investments Chile S.A.	Ownership	1.000	Zurich Insurance Group Ltd.	NO	11
		00000					Zurich Customer Active Management, d.o.o.	.SVN.	OTH.	Zürich Versicherungs-Gesellschaft AG	Ownership	100.000	Zurich Insurance Group Ltd.	YES	11
		00000	36-4412924				Zurich CZI Management Holding Ltd.	.DE.	OTH.	Zurich Global Investment Management Inc.	Ownership	100.000	Zurich Insurance Group Ltd.	NO	11
		00000					Zurich Deutscher Herold Lebensversicherung Aktiengesellschaft	.DEU.	OTH.	Deutscher Herold Aktiengesellschaft	Ownership	67.540	Zurich Insurance Group Ltd.	NO	11
		00000					Zurich Deutscher Herold Lebensversicherung Aktiengesellschaft	.DEU.	OTH.	Zurich Beteiligungs-Aktiengesellschaft (Deutschland)	Ownership	32.460	Zurich Insurance Group Ltd.	NO	11
		00000	95-4773780				Zurich E&S Insurance Brokerage, Inc.	.CA.	OTH.	Zurich American Insurance Company	Ownership	100.000	Zurich Insurance Group Ltd.	NO	11
		00000					Zurich Employment Services Limited	.GBR.	OTH.	Zurich Financial Services (UKISA) Limited	Ownership	100.000	Zurich Insurance Group Ltd.	NO	11
		00000					Zurich Engineering Inspection Services Ireland Limited	.IRL.	OTH.	Zurich Insurance plc	Ownership	100.000	Zurich Insurance Group Ltd.	NO	11
		00000					Zurich Eurolife S.A.	.LUX.	OTH.	Zurich Lebensversicherungs-Gesellschaft AG	Ownership	90.000	Zurich Insurance Group Ltd.	NO	11
		00000					Zurich Eurolife S.A.	.LUX.	OTH.	Zurich Versicherungs-Gesellschaft AG	Ownership	10.000	Zurich Insurance Group Ltd.	NO	11
		00000	AA-0053640				Zurich F&I Reinsurance T&C Limited	.TCA.	OTH.	Universal Underwriters Service Corporation	Ownership	100.000	Zurich Insurance Group Ltd.	NO	11
		00000	AA-0053640				Zurich F&I Reinsurance T&C Limited	.TCA.	OTH.	Zurich Agency Services Inc.	Ownership	0.001	Zurich Insurance Group Ltd.	NO	11
		00000					Zurich Fianzas Mexico, S.A.DE C.V.	.MEX.	OTH.	Zurich Versicherungs-Gesellschaft AG	Ownership	100.000	Zurich Insurance Group Ltd.	NO	11
		00000					Zurich Finance (Australia) Limited	.AUS.	OTH.	Zürich Versicherungs-Gesellschaft AG	Ownership	100.000	Zurich Insurance Group Ltd.	NO	11
		00000					Zurich Finance (Ireland) DAC	.IRL.	OTH.	Zürich Versicherungs-Gesellschaft AG	Ownership	100.000	Zurich Insurance Group Ltd.	NO	11

STATEMENT AS OF JUNE 30, 2023 OF THE FARMERS INSURANCE EXCHANGE

SCHEDULE Y

PART 1A - DETAIL OF INSURANCE HOLDING COMPANY SYSTEM

1	2	3	4	5	6	7	8	9	10	11	12	13	14	15	16
Group Code	Group Name	NAIC Company Code	ID Number	Federal RSSD	CIK	Name of Securities Exchange if Publicly Traded (U.S. or International)	Names of Parent, Subsidiaries Or Affiliates	Domi-ciliary Location	Relation-ship to Reporting Entity	Directly Controlled by (Name of Entity/Person)	Type of Control (Ownership, Board, Management, Attorney-in-Fact, Influence, Other)	If Control is Ownership Provide Percentage	Ultimate Controlling Entity(ies)/Person(s)	Is an SCA Filing Re-quired? (Yes/No)	*
		00000					Zurich Finance (UK) plc	.GBR	OTH	Zurich Financial Services (UKISA) Limited Zurich Financial Services (UKISA) Nominees Limited	Ownership	99.998	Zurich Insurance Group Ltd.	NO	11
		00000					Zurich Finance (UK) plc	.GBR	OTH	Zurich Financial Services (UKISA) Limited	Ownership	0.002	Zurich Insurance Group Ltd.	NO	11
		00000					Zurich Finance Company Ltd	.CHE	OTH	Zurich Versicherungs-Gesellschaft AG	Ownership	100.000	Zurich Insurance Group Ltd.	NO	11
		00000					Zurich Financial Services (Isle of Man) Group Services Limited	.GBR	OTH	Zurich Versicherungs-Gesellschaft AG	Ownership	100.000	Zurich Insurance Group Ltd.	NO	11
		00000					Zurich Financial Services (Isle of Man) Holdings Limited	.GBR	OTH	Zurich Versicherungs-Gesellschaft AG	Ownership	100.000	Zurich Insurance Group Ltd.	NO	11
		00000					Zurich Financial Services (Isle of Man) Insurance Manager Lt	.GBR	OTH	Zurich Versicherungs-Gesellschaft AG	Ownership	100.000	Zurich Insurance Group Ltd.	NO	11
		00000					Zurich Financial Services (UKISA) Limited	.GBR	OTH	Allied Zurich Holdings Limited	Ownership	90.316	Zurich Insurance Group Ltd.	NO	11
		00000					Zurich Financial Services (UKISA) Limited	.GBR	OTH	Zurich Insurance plc	Ownership	9.684	Zurich Insurance Group Ltd.	NO	11
		00000					Zurich Financial Services (UKISA) Nominees Limited	.GBR	OTH	Zurich Financial Services (UKISA) Limited	Ownership	100.000	Zurich Insurance Group Ltd.	NO	11
		00000	AA-1930995				Zurich Financial Services Australia Limited	.AUS	OTH	Zurich Versicherungs-Gesellschaft AG	Ownership	100.000	Zurich Insurance Group Ltd.	NO	11
		00000					Zurich Financial Services EUB Holdings Limited	.IRL	OTH	Zurich Ins Group	Ownership	0.083	Zurich Insurance Group Ltd.	NO	11
		00000					Zurich Financial Services EUB Holdings Limited	.IRL	OTH	Zurich Insurance Group Ltd.	Ownership	99.917	Zurich Insurance Group Ltd.	NO	11
		00000					Zurich Financial Services UK Pension Trustee Limited	.GBR	OTH	Zurich Financial Services (UKISA) Limited	Ownership	99.000	Zurich Insurance Group Ltd.	NO	11
		00000					Zurich Finanz-Gesellschaft AG	.CHE	OTH	Zurich Versicherungs-Gesellschaft AG	Ownership	100.000	Zurich Insurance Group Ltd.	NO	11
		00000					Zurich General Insurance (Hong Kong) Limited	.HKG	OTH	Zurich Insurance Company Ltd, Hong Kong Branch	Ownership	100.000	Zurich Insurance Group Ltd.	NO	11
		00000					Zurich General Insurance Company (China) Limited	.CHN	OTH	Zurich Versicherungs-Gesellschaft AG	Ownership	100.000	Zurich Insurance Group Ltd.	NO	11
		00000					Zurich General Insurance Malaysia Berhad	.MYS	OTH	Zürich Versicherungs-Gesellschaft AG	Ownership	100.000	Zurich Insurance Group Ltd.	NO	11
		00000					Zurich General Partner (Scotland) Ltd	.GBR	OTH	Allied Zurich Holdings Limited	Ownership	100.000	Zurich Insurance Group Ltd.	NO	11
		00000					Zurich General Takaful Malaysia Berhad	.MYS	OTH	Zurich Holdings Malaysia Berhad	Ownership	100.000	Zurich Insurance Group Ltd.	NO	11
		00000					Zurich GL Servicios Mexico, S.A. de C.V.	.MEX	OTH	Zurich Compañía de Seguros, S.A.	Ownership	5.000	Zurich Insurance Group Ltd.	NO	11
		00000					Zurich GL Servicios Mexico, S.A. de C.V.	.MEX	OTH	Zurich Vida, Compañía de Seguros, S.A.	Ownership	95.000	Zurich Insurance Group Ltd.	NO	11
		00000					Zurich Global Corporate UK Limited	.GBR	OTH	Zurich Holdings (UK) Limited	Ownership	100.000	Zurich Insurance Group Ltd.	NO	11
		00000	04-3729755				Zurich Global Investment Management Inc.	.DE	OTH	Zurich Holding Company of America, Inc.	Ownership	100.000	Zurich Insurance Group Ltd.	NO	11
		00000	AA-3190947				Zurich Global, Ltd.	.BMU	OTH	Zurich Holding Company of America, Inc.	Ownership	100.000	Zurich Insurance Group Ltd.	NO	11
		00000					Zurich Global Ventures MGA Solutions (SA)	.BEL	OTH	Zürich Versicherungs-Gesellschaft AG	Ownership	100.000	Zurich Insurance Group Ltd.	NO	11
		00000					Zurich Group Pension Services (UK) Ltd	.GBR	OTH	Zurich Assurance Ltd	Ownership	100.000	Zurich Insurance Group Ltd.	NO	11
		00000					Zurich GSG Limited	.GBR	OTH	Zurich GSH Limited	Ownership	100.000	Zurich Insurance Group Ltd.	NO	11
		00000					Zurich GSH Limited	.GBR	OTH	Zurich Holdings (UK) Limited	Ownership	100.000	Zurich Insurance Group Ltd.	NO	11
		00000	36-3096373				Zurich Holding Company of America, Inc.	.DE	OTH	Zurich Versicherungs-Gesellschaft AG	Ownership	100.000	Zurich Insurance Group Ltd.	NO	11
		00000					Zurich Holding Ireland Limited	.IRL	OTH	Zurich Versicherungs-Gesellschaft AG	Ownership	100.000	Zurich Insurance Group Ltd.	NO	11
		00000					Zurich Holdings (UK) Limited	.GBR	OTH	Zurich Versicherungs-Gesellschaft AG	Ownership	100.000	Zurich Insurance Group Ltd.	NO	11
		00000					Zurich Immobilien (Deutschland) AG & Co. KG	.DEU	OTH	Zurich Immobilienreuhand (Deutschland) GmbH	Ownership	0.000	Zurich Insurance Group Ltd.	NO	11
		00000					Zurich Immobilien Liegenschaftsverwaltungs-GesmbH	.AUT	OTH	Zurich Versicherungs-Gesellschaft AG	Ownership	100.000	Zurich Insurance Group Ltd.	NO	11
		00000					Zurich Immobilienreuhand (Deutschland) GmbH	.DEU	OTH	Zurich Deutscher Herold Lebensversicherung Aktiengesellschaft	Ownership	100.000	Zurich Insurance Group Ltd.	NO	11
		00000					Zurich Insurance Company (U.K.) Limited	.GBR	OTH	Zurich Versicherungs-Gesellschaft AG	Ownership	100.000	Zurich Insurance Group Ltd.	NO	7
		00000					Zurich Insurance Company Escritorio de Representacao no Bras	.BRA	OTH	Zurich Versicherungs-Gesellschaft AG	Ownership	100.000	Zurich Insurance Group Ltd.	NO	7

STATEMENT AS OF JUNE 30, 2023 OF THE FARMERS INSURANCE EXCHANGE

SCHEDULE Y
PART 1A - DETAIL OF INSURANCE HOLDING COMPANY SYSTEM

1	2	3	4	5	6	7	8	9	10	11	12	13	14	15	16
Group Code	Group Name	NAIC Company Code	ID Number	Federal RSSD	CIK	Name of Securities Exchange if Publicly Traded (U.S. or International)	Names of Parent, Subsidiaries Or Affiliates	Domi-ciliary Location	Relation-ship to Reporting Entity	Directly Controlled by (Name of Entity/Person)	Type of Control (Ownership, Board, Management, Attorney-in-Fact, Influence, Other)	If Control is Ownership Provide Percentage	Ultimate Controlling Entity(ies)/Person(s)	Is an SCA Filing Re-quired? (Yes/No)	*
		00000					Zurich Insurance Company Ltd., Representative Office Buenos Aires	.ARG.	OTH.	Zurich Versicherungs-Gesellschaft AG	Ownership	100.000	Zurich Insurance Group Ltd.	NO	11
		00000			0001127799	SIX Swiss Exchange	Zurich Insurance Group Ltd.	.CHE	OTH.	Board of Directors	Board		Shareholders	NO	11
		00000					Zurich Insurance Holdings (Hong Kong) Limited	.HKG	OTH.	Zurich Versicherungs-Gesellschaft AG	Ownership	100.000	Zurich Insurance Group Ltd.	NO	11
		00000					Zurich Insurance Malaysia Berhad	.MYS	OTH.	Zurich Versicherungs-Gesellschaft AG	Ownership	100.000	Zurich Insurance Group Ltd.	NO	11
		00000	AA-1780059				Zurich Insurance plc	.IRL	OTH.	Zurich Beteiligungs-Aktiengesellschaft (Deutschland)	Ownership	25.074	Zurich Insurance Group Ltd.	NO	11
		00000	AA-1780059				Zurich Insurance plc	.IRL	OTH.	Zurich Holding Ireland Limited	Ownership	70.405	Zurich Insurance Group Ltd.	NO	11
		00000	AA-1780059				Zurich Insurance plc	.IRL	OTH.	Zurich Insurance Company Ltd - Rappresentanza Generale per I	Ownership	4.521	Zurich Insurance Group Ltd.	NO	11
		00000					Zurich Insurance plc, Representative Office Buenos Aires	.ARG.	OTH.	Zurich Insurance plc	Ownership	100.000	Zurich Insurance Group Ltd.	NO	11
		00000					Zurich Intermediary Group Limited	.GBR	OTH.	Zurich Financial Services (UKISA) Limited	Ownership	99.999	Zurich Insurance Group Ltd.	NO	11
		00000					Zurich Intermediary Group Limited	.GBR	OTH.	Zurich Financial Services (UKISA) Nominees Limited	Ownership	0.001	Zurich Insurance Group Ltd.	NO	11
		00000	AA-1120018				Zurich International (UK) Limited	.GBR	OTH.	Zurich Holdings (UK) Limited	Ownership	100.000	Zurich Insurance Group Ltd.	NO	11
		00000					Zurich International Life Limited	.GBR	OTH.	Zurich Versicherungs-Gesellschaft AG	Ownership	100.000	Zurich Insurance Group Ltd.	NO	11
		00000					Zurich International Pensions Administration Limited	.IMN	OTH.	Zurich International Life Limited	Ownership	100.000	Zurich Insurance Group Ltd.	NO	11
		00000					Zurich Invest AG	.CHE	OTH.	Zurich Versicherungs-Gesellschaft AG	Ownership	100.000	Zurich Insurance Group Ltd.	NO	11
		00000					Zurich Invest ICAV	.IRL	OTH.	Zurich Invest AG	Ownership	50.000	Zurich Insurance Group Ltd.	NO	11
		00000					Zurich Invest ICAV	.IRL	OTH.	Zürich Versicherungs-Gesellschaft AG	Ownership	50.000	Zurich Insurance Group Ltd.	NO	11
		00000					Zurich Investment Management Limited	.AUS	OTH.	Zurich Australia Limited	Ownership	100.000	Zurich Insurance Group Ltd.	NO	11
		00000					Zurich Investment Services Limited	.BMU	OTH.	Zurich Finance Company Ltd	Ownership	100.000	Zurich Insurance Group Ltd.	NO	11
		00000					Zurich Investments Life S.p.A.	.ITA	OTH.	Zurich Insurance Company Ltd - Rappresentanza Generale per I	Ownership	100.000	Zurich Insurance Group Ltd.	NO	11
		00000					ZURICH IRELAND MASTER TRUSTEE DESIGNATED ACTIVITY COMPANY	.IRL	OTH.	Zurich Life Assurance plc	Ownership	100.000	Zurich Insurance Group Ltd.	NO	11
		00000					Zurich Italy S.p.A.	.ITA	OTH.	Zürich Versicherungs-Gesellschaft AG	Ownership	100.000	Zurich Insurance Group Ltd.	NO	11
		00000					Zurich JVCompany Servicios Mexico, S.A. DE C.V.	.MEX	OTH.	Zurich Santander Seguros Mexico, S.A.	Ownership	99.998	Zurich Insurance Group Ltd.	NO	11
		00000					Zurich JVCompany Servicios Mexico, S.A. DE C.V.	.MEX	OTH.	Zurich Vida, Compania de Seguros, S.A.	Ownership	0.002	Zurich Insurance Group Ltd.	NO	11
		00000					Zurich Kunden Center GmbH	.DEU	OTH.	Zurich Beteiligungs-Aktiengesellschaft (Deutschland)	Ownership	100.000	Zurich Insurance Group Ltd.	NO	11
		00000	26-0530367				Zurich Latin America Corporation	.FL	OTH.	Zurich Holding Company of America, Inc.	Ownership	100.000	Zurich Insurance Group Ltd.	NO	11
		00000					Zurich Latin America Holding S.L. - Sociedad Unipersonal	.ESP	OTH.	Zurich Lebensversicherungs-Gesellschaft AG	Ownership	100.000	Zurich Insurance Group Ltd.	NO	11
		00000					Zurich Latin American Services S.A.	.ARG	OTH.	Inversiones Suizo-Argentina S.A.	Ownership	6.320	Zurich Insurance Group Ltd.	NO	11
		00000					Zurich Latin American Services S.A.	.ARG	OTH.	Zurich Versicherungs-Gesellschaft AG	Ownership	93.680	Zurich Insurance Group Ltd.	NO	11
		00000					Zurich Lebensversicherungs-Gesellschaft AG	.CHE	OTH.	Zurich Versicherungs-Gesellschaft AG	Ownership	100.000	Zurich Insurance Group Ltd.	NO	11
		00000					Zurich Legacy Solutions Services (UK) Limited	.GBR	OTH.	Zurich Versicherungs-Gesellschaft AG	Ownership	100.000	Zurich Insurance Group Ltd.	YES	11
		00000					Zurich Life Assurance plc	.IRL	OTH.	Zurich Holding Ireland Limited	Ownership	100.000	Zurich Insurance Group Ltd.	NO	11
		00000					Zurich Life Insurance (Hong Kong) Limited	.HKG	OTH.	Zürich Versicherungs-Gesellschaft AG	Ownership	100.000	Zurich Insurance Group Ltd.	NO	11
		00000					Zurich Life Insurance Company Ltd., Representative office Buenos Aires	.ARG	OTH.	Zurich Lebensversicherungs-Gesellschaft AG	Ownership	100.000	Zurich Insurance Group Ltd.	NO	11
		00000					Zurich Life Preparatory Japan Co. Ltd.	.JPN	OTH.	Zürich Lebensversicherungs-Gesellschaft AG	Ownership	100.000	Zurich Insurance Group Ltd.	NO	11
		00000					Zurich LivellWell Services and Solutions AG	.CHE	OTH.	Zürich Versicherungs-Gesellschaft AG	Ownership	100.000	Zurich Insurance Group Ltd.	NO	11

12.14

STATEMENT AS OF JUNE 30, 2023 OF THE FARMERS INSURANCE EXCHANGE

SCHEDULE Y
PART 1A - DETAIL OF INSURANCE HOLDING COMPANY SYSTEM

1	2	3	4	5	6	7	8	9	10	11	12	13	14	15	16
Group Code	Group Name	NAIC Company Code	ID Number	Federal RSSD	CIK	Name of Securities Exchange if Publicly Traded (U.S. or International)	Names of Parent, Subsidiaries Or Affiliates	Domi-ciliary Location	Relation-ship to Reporting Entity	Directly Controlled by (Name of Entity/Person)	Type of Control (Ownership, Board, Management, Attorney-in-Fact, Influence, Other)	If Control is Ownership Provide Percentage	Ultimate Controlling Entity(ies)/Person(s)	Is an SCA Filing Re-quired? (Yes/No)	*
		00000					Zurich Management (Bermuda) Ltd	.BMU	OTH	Zurich Versicherungs-Gesellschaft AG	Ownership	100.000	Zurich Insurance Group Ltd.	NO	11
		00000					Zurich Management Services Limited	.GBR	OTH	Zurich Holdings (UK) Limited	Ownership	100.000	Zurich Insurance Group Ltd.	NO	11
		00000					Zurich Minas Brasil Seguros S.A.	.BRA	OTH	Zurich Versicherungs-Gesellschaft AG	Ownership	100.000	Zurich Insurance Group Ltd.	NO	11
		00000					Zurich Pension Trustees Ireland Limited	.IRL	OTH	Zurich Insurance plc	Ownership	50.000	Zurich Insurance Group Ltd.	NO	11
		00000					Zurich Pension Trustees Ireland Limited	.IRL	OTH	Zurich Trustee Services Limited	Ownership	50.000	Zurich Insurance Group Ltd.	NO	11
		00000					Zurich Pension Trustees Limited	.GBR	OTH	Zurich Assurance Ltd	Ownership	100.000	Zurich Insurance Group Ltd.	NO	11
		00000					Zurich Pensions Management Limited	.GBR	OTH	Allied Dunbar Assurance plc	Ownership	100.000	Zurich Insurance Group Ltd.	NO	11
		00000					Zurich Pensionskassen-Beratung AG	.CHE	OTH	Zurich Lebensversicherungs-Gesellschaft AG	Ownership	100.000	Zurich Insurance Group Ltd.	NO	11
		00000					Zurich Professional Limited	.GBR	OTH	Zurich Holdings (UK) Limited	Ownership	100.000	Zurich Insurance Group Ltd.	NO	11
		00000					Zurich Project Finance (UK) Limited	.GBR	OTH	Zürich Versicherungs-Gesellschaft AG	Ownership	100.000	Zurich Insurance Group Ltd.	NO	11
		00000					Zurich Properties Pty Limited	.AUS	OTH	Zurich Australia Limited	Ownership	40.001	Zurich Insurance Group Ltd.	NO	11
		00000					Zurich Properties Pty Limited	.AUS	OTH	Zurich Australian Insurance Limited	Ownership	59.999	Zurich Insurance Group Ltd.	NO	11
		00000					Zurich Property Services Malaysia Sdn Bhd	.MYS	OTH	Zurich Versicherungs-Gesellschaft AG	Ownership	100.000	Zurich Insurance Group Ltd.	NO	11
		00000	30-0165071				Zurich Realty, Inc.	.MD	OTH	Zurich Holding Company of America, Inc.	Ownership	100.000	Zurich Insurance Group Ltd.	NO	11
		00000					Zurich Rechtsschutz-Schadenservice GmbH	.DEU	OTH	Zurich Beteiligungs-Aktiengesellschaft (Deutschland)	Ownership	100.000	Zurich Insurance Group Ltd.	NO	11
		00000					Zurich Resseguradora Brasil S.A.	.BRA	OTH	Zurich Lebensversicherungs-Gesellschaft AG	Ownership	0.001	Zurich Insurance Group Ltd.	NO	11
		00000					Zurich Resseguradora Brasil S.A.	.BRA	OTH	Zurich Versicherungs-Gesellschaft AG	Ownership	99.999	Zurich Insurance Group Ltd.	NO	11
		00000					Zurich Risk Management Services (India) Private Limited	.IND	OTH	Zürich Rückversicherungs-Gesellschaft AG	Ownership	1.000	Zurich Insurance Group Ltd.	NO	11
		00000					Zurich Risk Management Services (India) Private Limited	.IND	OTH	Zurich Versicherungs-Gesellschaft AG	Ownership	99.000	Zurich Insurance Group Ltd.	NO	11
		00000					Zurich Rückversicherungs-Gesellschaft AG	.CHE	OTH	Zurich Versicherungs-Gesellschaft AG	Ownership	100.000	Zurich Insurance Group Ltd.	NO	11
		00000					Zurich Sander Vermögensverwaltungs AG (Deutschland)	.DEU	OTH	Zürich Beteiligungs-Aktiengesellschaft (Deutschland)	Ownership	32.460	Zurich Insurance Group Ltd.	NO	11
		00000					Zurich Sander Vermögensverwaltungs AG (Deutschland)	.DEU	OTH	Deutscher Herold Aktiengesellschaft	Ownership	67.540	Zurich Insurance Group Ltd.	NO	11
		00000					Zurich Santander Brasil Odonto LTDA.	.BRA	OTH	Zurich Santander Brasil Seguros e Previdência S.A.	Ownership	99.000	Zurich Insurance Group Ltd.	NO	11
		00000					Zurich Santander Brasil Odonto LTDA.	.BRA	OTH	Zurich Santander Brasil Seguros S.A.	Ownership	1.000	Zurich Insurance Group Ltd.	NO	11
		00000					Zurich Santander Brasil Seguros e Previdência S.A.	.BRA	OTH	Zurich Latin America Holding S.L. - Sociedad Unipersonal	Ownership	0.220	Zurich Insurance Group Ltd.	NO	11
		00000					Zurich Santander Brasil Seguros e Previdência S.A.	.BRA	OTH	Zurich Santander Holding (Spain), S.L.	Ownership	99.568	Zurich Insurance Group Ltd.	NO	11
		00000					Zurich Santander Brasil Seguros S.A.	.BRA	OTH	Zurich Santander Brasil Seguros e Previdência S.A.	Ownership	100.000	Zurich Insurance Group Ltd.	NO	11
		00000					Zurich Santander Holding (Spain), S.L.	.ESP	OTH	Zurich Santander Insurance America, S.L.	Ownership	100.000	Zurich Insurance Group Ltd.	NO	11
		00000					Zurich Santander Holding Dos (Spain), S.L.	.ESP	OTH	Zurich Santander Insurance America, S.L.	Ownership	100.000	Zurich Insurance Group Ltd.	NO	11
		00000					Zurich Santander Insurance America, S.L.	.ESP	OTH	Zurich Latin America Holding S.L. - Sociedad Unipersonal	Ownership	51.000	Zurich Insurance Group Ltd.	NO	11
		00000					Zurich Santander Seguros Argentina S.A.	.ARG	OTH	Inversiones ZS America SpA	Ownership	4.000	Zurich Insurance Group Ltd.	NO	11
		00000					Zurich Santander Seguros Argentina S.A.	.ARG	OTH	Zurich Santander Insurance America, S.L.	Ownership	96.000	Zurich Insurance Group Ltd.	NO	11
		00000					Zurich Santander Seguros de Vida Chile S.A.	.CHL	OTH	Inversiones ZS America Dos Limitada	Ownership	99.782	Zurich Insurance Group Ltd.	NO	11
		00000					Zurich Santander Seguros de Vida Chile S.A.	.CHL	OTH	Inversiones ZS America SpA	Ownership	0.218	Zurich Insurance Group Ltd.	NO	11
		00000					Zurich Santander Seguros Generales Chile S.A.	.CHL	OTH	Inversiones ZS America Dos Limitada	Ownership	99.505	Zurich Insurance Group Ltd.	NO	11
		00000					Zurich Santander Seguros Generales Chile S.A.	.CHL	OTH	Inversiones ZS America SpA	Ownership	0.495	Zurich Insurance Group Ltd.	NO	11
		00000					Zurich Santander Seguros Mexico, S.A.	.MEX	OTH	Inversiones ZS America SpA	Ownership	0.001	Zurich Insurance Group Ltd.	NO	11

12.15

STATEMENT AS OF JUNE 30, 2023 OF THE FARMERS INSURANCE EXCHANGE

SCHEDULE Y

PART 1A - DETAIL OF INSURANCE HOLDING COMPANY SYSTEM

1	2	3	4	5	6	7	8	9	10	11	12	13	14	15	16
Group Code	Group Name	NAIC Company Code	ID Number	Federal RSSD	CIK	Name of Securities Exchange if Publicly Traded (U.S. or International)	Names of Parent, Subsidiaries Or Affiliates	Domiciliary Location	Relationship to Reporting Entity	Directly Controlled by (Name of Entity/Person)	Type of Control (Ownership, Board, Management, Attorney-in-Fact, Influence, Other)	If Control is Ownership Provide Percentage	Ultimate Controlling Entity(ies)/Person(s)	Is an SCA Filing Required? (Yes/No)	*
		00000					Zurich Santander Seguros Mexico, S.A.	.MEX	OTH	Zurich Santander Insurance America, S.L.	Ownership	99.999	Zurich Insurance Group Ltd.	NO	11
		00000					Zurich Schweiz Services AG	.CHE	OTH	Zürich Versicherungs-Gesellschaft AG	Ownership	100.000	Zurich Insurance Group Ltd.	NO	11
		00000					Zurich Seguros Ecuador, S.A.	.ECU	OTH	Zürich Versicherungs-Gesellschaft AG	Ownership	100.000	Zurich Insurance Group Ltd.	NO	11
		00000					Zurich Service GmbH	.DEU	OTH	Zurich Versicherungs-Aktiengesellschaft Zurich Financial Services Australia Limited	Ownership	100.000	Zurich Insurance Group Ltd.	NO	11
		00000					Zurich Services (Australia) Pty Limited	.AUS	OTH	Zurich Insurance Holdings (Hong Kong) Limited	Ownership	100.000	Zurich Insurance Group Ltd.	NO	11
		00000					Zurich Services (Hong Kong) Limited	.HKG	OTH	Zurich Insurance Holdings (Hong Kong) Limited	Ownership	99.997	Zurich Insurance Group Ltd.	NO	11
		00000					Zurich Services (Hong Kong) Limited	.HKG	OTH	Zürich Versicherungs-Gesellschaft AG AIDE Asistencia Seguros y Reaseguros, S.A. - Sociedad Uniper	Ownership	0.003	Zurich Insurance Group Ltd.	NO	11
		00000					Zurich Services A.I.E.	.ESP	OTH	Bansabadell Pensiones, E.G.F.P. S.A.	Ownership	0.001	Zurich Insurance Group Ltd.	NO	11
		00000					Zurich Services A.I.E.	.ESP	OTH	Bansabadell Seguros Generales, S.A. de Seguros y Reaseguros	Ownership	0.001	Zurich Insurance Group Ltd.	NO	11
		00000					Zurich Services A.I.E.	.ESP	OTH	Bansabadell Seguros y Reaseguros S.A. de Seguros y Reaseguros	Ownership	0.001	Zurich Insurance Group Ltd.	NO	11
		00000					Zurich Services A.I.E.	.ESP	OTH	Bansabadell Vida S.A. de Seguros y Reaseguros	Ownership	0.001	Zurich Insurance Group Ltd.	NO	11
		00000					Zurich Services A.I.E.	.ESP	OTH	Zurich Insurance plc, Sucursal en Espana	Ownership	97.180	Zurich Insurance Group Ltd.	NO	11
		00000					Zurich Services A.I.E.	.ESP	OTH	Zurich Vida, Compania de Seguros y Reaseguros, S.A. - Sociad	Ownership	2.816	Zurich Insurance Group Ltd.	NO	11
		00000					Zurich Services Company (Pty) Ltd	.AUS	OTH	Zürich Versicherungs-Gesellschaft AG	Ownership	100.000	Zurich Insurance Group Ltd.	NO	11
		00000	35-2546417				Zurich Services US, LLC	.DE	OTH	Farmers Group, Inc.	Ownership	50.000	Zurich Insurance Group Ltd.	NO	11
		00000	35-2546417				Zurich Services US, LLC	.DE	OTH	Zurich Holding Company of America, Inc.	Ownership	50.000	Zurich Insurance Group Ltd.	NO	11
		00000					Zurich Servicios de Mexico, S.A. de C.V.	.MEX	OTH	Zurich Vida, Compania de Seguros, S.A.	Ownership	90.000	Zurich Insurance Group Ltd.	NO	11
		00000					Zurich Servicios de Mexico, S.A. de C.V.	.MEX	OTH	Zurich, Compania de Seguros, S.A.	Ownership	10.000	Zurich Insurance Group Ltd.	NO	11
		00000					ZURICH SERVICIOS DIRECTO ESPAÑA, S.L.	.ESP	OTH	Zurich Insurance Mobile Solutions AG	Ownership	100.000	Zurich Insurance Group Ltd.	NO	11
		00000					Zurich Servicios y Soporte México, S.A. de C.V.	.MEX	OTH	Zürich Lebensversicherungs-Gesellschaft AG	Ownership	0.020	Zurich Insurance Group Ltd.	NO	11
		00000					Zurich Servicios y Soporte México, S.A. de C.V.	.MEX	OTH	Zürich Versicherungs-Gesellschaft AG	Ownership	99.980	Zurich Insurance Group Ltd.	NO	11
		00000					Zurich Shared Services S.A.	.CHL	OTH	Inversiones Suizo Chilena S.A.	Ownership	99.987	Zurich Insurance Group Ltd.	NO	11
		00000					Zurich Shared Services S.A.	.CHL	OTH	Zurich Investments Chile S.A.	Ownership	0.013	Zurich Insurance Group Ltd.	NO	11
		00000					Zurich Sigorta A.S.	.TUR	OTH	Zurich Versicherungs-Gesellschaft AG	Ownership	100.000	Zurich Insurance Group Ltd.	NO	8
		00000					Zurich Small Amount and Short Term Insurance Ltd	.JPN	OTH	Zürich Versicherungs-Gesellschaft AG	Ownership	100.000	Zurich Insurance Group Ltd.	NO	9
		00000					Zurich South America Invest AB	.SWE	OTH	Zurich Versicherungs-Gesellschaft AG	Ownership	100.000	Zurich Insurance Group Ltd.	NO	11
		00000					Zurich Specialties London Limited	.GBR	OTH	Zurich Holdings (UK) Limited	Ownership	100.000	Zurich Insurance Group Ltd.	NO	11
		00000					Zurich Structured Finance, Inc.	.DE	OTH	Zurich Finance Company Ltd	Ownership	100.000	Zurich Insurance Group Ltd.	NO	11
		00000					Zurich Takaful Malaysia Berhad (ZTMB)	.MYS	OTH	Zurich Versicherungs-Gesellschaft AG	Ownership	100.000	Zurich Insurance Group Ltd.	NO	11
		00000					Zurich Technical and Consulting Services (Beijing) Co. Ltd.	.CHN	OTH	Zurich Insurance Holdings (Hong Kong) Limited	Ownership	100.000	Zurich Insurance Group Ltd.	NO	11
		00000					Zurich Technical Development (China) Limited	.CHN	OTH	Zurich Insurance Holdings (Hong Kong) Limited	Ownership	100.000	Zurich Insurance Group Ltd.	NO	11
		00000					Zurich Technology Malaysia Sdn Bhd	.MYS	OTH	Zurich Technology Services Malaysia Sdn Bhd	Ownership	100.000	Zurich Insurance Group Ltd.	NO	11
		00000					Zurich Technology Services Malaysia Sdn Bhd	.MYS	OTH	Zurich Versicherungs-Gesellschaft AG	Ownership	100.000	Zurich Insurance Group Ltd.	NO	11
		00000					Zurich Transitional Services Limited	.GBR	OTH	Zurich Holdings (UK) Limited	Ownership	100.000	Zurich Insurance Group Ltd.	NO	11
		00000					Zurich Travel Solutions Pty Limited	.AUS	OTH	Zürich Versicherungs-Gesellschaft AG	Ownership	100.000	Zurich Insurance Group Ltd.	NO	11
		00000					Zurich Treasury Services Limited	.IRL	OTH	Zurich Financial Services EUB Holdings Limited	Ownership	100.000	Zurich Insurance Group Ltd.	NO	11
		00000					Zurich Trustee Services Limited	.IRL	OTH	Zurich Life Assurance plc	Ownership	100.000	Zurich Insurance Group Ltd.	NO	11
		00000					Zurich UK General Employee Services Limited	.GBR	OTH	Zurich UK General Services Limited	Ownership	100.000	Zurich Insurance Group Ltd.	NO	11

STATEMENT AS OF JUNE 30, 2023 OF THE FARMERS INSURANCE EXCHANGE

SCHEDULE Y

PART 1A - DETAIL OF INSURANCE HOLDING COMPANY SYSTEM

1	2	3	4	5	6	7	8	9	10	11	12	13	14	15	16
Group Code	Group Name	NAIC Company Code	ID Number	Federal RSSD	CIK	Name of Securities Exchange if Publicly Traded (U.S. or International)	Names of Parent, Subsidiaries Or Affiliates	Domi-ciliary Loca-tion	Relation-ship to Reporting Entity	Directly Controlled by (Name of Entity/Person)	Type of Control (Ownership, Board, Management, Attorney-in-Fact, Influence, Other)	If Control is Ownership Provide Percentage	Ultimate Controlling Entity(ies)/Person(s)	Is an SCA Filing Re-quired? (Yes/No)	*
		00000					Zurich UK General Services Limited	.GBR	OTH	Zurich Holdings (UK) Limited	Ownership	100.000	Zurich Insurance Group Ltd.	NO	11
		00000	AA-1220080				Zurich Versicherungs-Aktiengesellschaft	.AUT	OTH	Zurich Versicherungs-Gesellschaft AG	Ownership	99.981	Zurich Insurance Group Ltd.	NO	11
		00000	AA-1460190				Zurich Versicherungs-Gesellschaft AG	.CHE	OTH	Zurich Insurance Group Ltd.	Ownership	100.000	Zurich Insurance Group Ltd.	YES	11
		00000					Zurich Vida e Previdencia S.A.	.BRA	OTH	Zurich Minas Brasil Seguros S.A.	Ownership	100.000	Zurich Insurance Group Ltd.	NO	11
		00000					Zurich Vida, Compañía de Seguros y Reaseguros, S.A. - Sociad	.ESP	OTH	Zurich Lebensversicherungs-Gesellschaft AG	Ownership	100.000	Zurich Insurance Group Ltd.	NO	11
		00000	AA-1840022				Zurich Vida, Compañía de Seguros, S.A.	.MEX	OTH	Zurich Versicherungs-Gesellschaft AG	Ownership	100.000	Zurich Insurance Group Ltd.	NO	11
		00000	AA-2734111				Zurich Vorsorge-Beratungs und Vertriebs GmbH (Deutschland)	.DEU	OTH	Zürich Beteiligungs-Aktiengesellschaft	Ownership	100.000	Zurich Insurance Group Ltd.	NO	11
		00000					Zurich Whiteley Investment Trust Limited	.GBR	OTH	Zurich Insurance plc	Ownership	100.000	Zurich Insurance Group Ltd.	NO	11
		00000					Zurich Whiteley Trust Limited	.GBR	OTH	Zurich Whiteley Investment Trust Limited	Ownership	100.000	Zurich Insurance Group Ltd.	NO	11
		00000					Zurich Workplace Solutions (Middle East) Limited	.ARE	OTH	Zurich International Life Limited	Ownership	100.000	Zurich Insurance Group Ltd.	NO	11

Asterisk	Explanation
	Note 1: Farmers Insurance Exchange is a California interinsurance exchange owned by its policyholders. Its attorney-in-fact is Farmers Group, Inc. dba Farmers Underwriters Association, which is a subsidiary of Zurich Insurance Group Ltd.
	Note 2: Farmers Group Inc, as attorney-in-fact for Farmers Insurance Exchange, provides management services to Farmers Texas County Mutual Insurance Company.
	Note 3: Fire Insurance Exchange is a California interinsurance exchange owned by its policyholders. Its attorney-in-fact is Fire Underwriters Association, which is a subsidiary of Zurich Insurance Group Ltd.
	Note 4: Foremost County Mutual Insurance Company is a Texas County mutual insurance company managed by Foremost Insurance Company Grand Rapids, Michigan.
	Note 5: Foremost Lloyds of Texas is a Texas company managed by Foremost Insurance Company Grand Rapids, Michigan.
	Note 6: Truck Insurance Exchange is a California interinsurance exchange owned by its policyholders. Its attorney-in-fact is Truck Underwriters Association, which is a subsidiary of Zurich Insurance Group Ltd.
	Note 7: Zurich Insurance Plc operates branches in the following countries: Italy (AA-1364106), Portugal (AA-1820001), Spain (AA-1840150), and United Kingdom (AA-1780059).
	Note 8: Zurich Versicherungs-Aktiengesellschaft operates a branch in Germany (AA-1340017)
	Note 9: Zurich Versicherungs-Gesellschaft AG also known as Zurich Insurance Company, Ltd operates branches in the following countries: Bermuda (AA-3190825), Canada (AA-1560999), Hong Kong (AA-5324112), Ireland (AA-1780042), Japan (AA-1584115), and Singapore (AA-5760036). It also operates a management entity Alpina International (AA-1460010) in Switzerland.
	Note 10: An affiliate entity is the attorney-in-fact of Farmers Insurance Exchange, Fire Insurance Exchange and Truck Insurance Exchange (collectively Exchanges). The reporting entity's relationship to the Exchanges, their subsidiaries, and the affiliates that they manage is classified as OTHER.
	Note 11: This company is a subsidiary of Zurich Insurance Group Ltd., and is an affiliate of Farmers Group, Inc.
	Note 12: Farmers Lloyds Insurance Company of Texas is a Texas company managed by Farmers Lloyds, Inc.

STATEMENT AS OF JUNE 30, 2023 OF THE FARMERS INSURANCE EXCHANGE

PART 1 - LOSS EXPERIENCE

Line of Business	Current Year to Date			4 Prior Year to Date Direct Loss Percentage
	1 Direct Premiums Earned	2 Direct Losses Incurred	3 Direct Loss Percentage	
1. Fire	4,457,242	(93,095)	(2.1)	2.2
2.1 Allied Lines	5,641,457	7,297,133	129.3	161.6
2.2 Multiple peril crop				
2.3 Federal flood	914,149	17,362	1.9	7.6
2.4 Private crop				
2.5 Private flood				
3. Farmowners multiple peril				
4. Homeowners multiple peril	1,042,971,556	968,074,024	92.8	77.9
5.1 Commercial multiple peril (non-liability portion)	163,191,437	93,137,735	57.1	46.4
5.2 Commercial multiple peril (liability portion)	103,541,769	50,701,677	49.0	38.9
6. Mortgage guaranty				
8. Ocean marine				
9. Inland marine	6,419,325	1,635,857	25.5	41.8
10. Financial guaranty				
11.1 Medical professional liability - occurrence				
11.2 Medical professional liability - claims-made				
12. Earthquake	9,153,279	13,258	0.1	(0.1)
13.1 Comprehensive (hospital and medical) individual				
13.2 Comprehensive (hospital and medical) group				
14. Credit accident and health				
15.1 Vision only				
15.2 Dental only				
15.3 Disability income				
15.4 Medicare supplement				
15.5 Medicaid Title XIX				
15.6 Medicare Title XVIII				
15.7 Long-term care				
15.8 Federal employees health benefits plan				
15.9 Other health				
16. Workers' compensation	10,928,544	3,222,498	29.5	38.4
17.1 Other liability - occurrence	72,336,708	39,451,621	54.5	58.3
17.2 Other liability - claims-made	4,371,395	257,455	5.9	(5.4)
17.3 Excess workers' compensation				
18.1 Products liability - occurrence	5,695	(5,566)	(97.7)	(199.7)
18.2 Products liability - claims-made				
19.1 Private passenger auto no-fault (personal injury protection)	30,596,630	33,086,169	108.1	86.1
19.2 Other private passenger auto liability	878,131,707	566,469,773	64.5	58.9
19.3 Commercial auto no-fault (personal injury protection)	5,522,063	613,550	11.1	82.5
19.4 Other commercial auto liability	155,135,177	117,252,942	75.6	74.7
21.1 Private passenger auto physical damage	551,135,063	515,944,483	93.6	88.5
21.2 Commercial auto physical damage	11,733,890	14,988,500	127.7	82.8
22. Aircraft (all perils)				
23. Fidelity	1,192	(469)	(39.4)	(11.2)
24. Surety				
26. Burglary and theft	55	(25)	(45.9)	0.7
27. Boiler and machinery	8,560	(4,589)	(53.6)	(8.9)
28. Credit				
29. International				
30. Warranty				
31. Reinsurance - Nonproportional Assumed Property	XXX	XXX	XXX	XXX
32. Reinsurance - Nonproportional Assumed Liability	XXX	XXX	XXX	XXX
33. Reinsurance - Nonproportional Assumed Financial Lines	XXX	XXX	XXX	XXX
34. Aggregate write-ins for other lines of business				
35. Totals	3,056,196,892	2,412,060,292	78.9	70.0
DETAILS OF WRITE-INS				
3401.				
3402.				
3403.				
3498. Summary of remaining write-ins for Line 34 from overflow page				
3499. Totals (Lines 3401 through 3403 plus 3498)(Line 34 above)				

STATEMENT AS OF JUNE 30, 2023 OF THE FARMERS INSURANCE EXCHANGE

PART 2 - DIRECT PREMIUMS WRITTEN

Line of Business		1 Current Quarter	2 Current Year to Date	3 Prior Year Year to Date
1.	Fire	2,192,219	4,509,760	4,718,890
2.1	Allied Lines	3,185,287	6,202,934	5,497,241
2.2	Multiple peril crop			
2.3	Federal flood	469,242	830,859	940,365
2.4	Private crop			
2.5	Private flood			
3.	Farmowners multiple peril			
4.	Homeowners multiple peril	601,603,720	1,079,362,340	972,156,570
5.1	Commercial multiple peril (non-liability portion)	86,384,053	169,570,346	166,542,722
5.2	Commercial multiple peril (liability portion)	54,705,765	108,192,074	104,532,721
6.	Mortgage guaranty			
8.	Ocean marine			
9.	Inland marine	3,274,743	5,976,203	6,780,143
10.	Financial guaranty			
11.1	Medical professional liability - occurrence			
11.2	Medical professional liability - claims-made			
12.	Earthquake	4,714,059	8,702,448	9,544,122
13.1	Comprehensive (hospital and medical) individual			
13.2	Comprehensive (hospital and medical) group			
14.	Credit accident and health			
15.1	Vision only			
15.2	Dental only			
15.3	Disability income			
15.4	Medicare supplement			
15.5	Medicaid Title XIX			
15.6	Medicare Title XVIII			
15.7	Long-term care			
15.8	Federal employees health benefits plan			
15.9	Other health			
16.	Workers' compensation	5,368,686	11,140,334	13,211,110
17.1	Other liability - occurrence	36,685,853	71,111,683	77,631,904
17.2	Other liability - claims-made	2,219,779	4,415,782	4,644,193
17.3	Excess workers' compensation			
18.1	Products liability - occurrence		(2,131)	10,013
18.2	Products liability - claims-made			
19.1	Private passenger auto no-fault (personal injury protection)	13,752,701	29,499,621	34,509,648
19.2	Other private passenger auto liability	410,589,398	869,313,607	855,335,036
19.3	Commercial auto no-fault (personal injury protection)	82,902	4,955,341	18,076,582
19.4	Other commercial auto liability	10,009,256	143,626,173	502,500,419
21.1	Private passenger auto physical damage	329,632,385	614,423,160	504,763,587
21.2	Commercial auto physical damage	3,337,530	9,837,544	26,602,817
22.	Aircraft (all perils)			
23.	Fidelity	(164)		2,544
24.	Surety			
26.	Burglary and theft			383
27.	Boiler and machinery	73	(153)	33,127
28.	Credit			
29.	International			
30.	Warranty			
31.	Reinsurance - Nonproportional Assumed Property	XXX	XXX	XXX
32.	Reinsurance - Nonproportional Assumed Liability	XXX	XXX	XXX
33.	Reinsurance - Nonproportional Assumed Financial Lines	XXX	XXX	XXX
34.	Aggregate write-ins for other lines of business			
35.	Totals	1,568,207,486	3,141,667,924	3,308,034,139
DETAILS OF WRITE-INS				
3401.			
3402.			
3403.			
3498.	Summary of remaining write-ins for Line 34 from overflow page			
3499.	Totals (Lines 3401 through 3403 plus 3498)(Line 34 above)			

STATEMENT AS OF JUNE 30, 2023 OF THE FARMERS INSURANCE EXCHANGE

PART 3 (000 omitted)

LOSS AND LOSS ADJUSTMENT EXPENSE RESERVES SCHEDULE

	1	2	3	4	5	6	7	8	9	10	11	12	13
Years in Which Losses Occurred	Prior Year-End Known Case Loss and LAE Reserves	Prior Year-End IBNR Loss and LAE Reserves	Total Prior Year-End Loss and LAE Reserves (Cols. 1+2)	2023 Loss and LAE Payments on Claims Reported as of Prior Year-End	2023 Loss and LAE Payments on Claims Unreported as of Prior Year-End	Total 2023 Loss and LAE Payments (Cols. 4+5)	Q.S. Date Known Case Loss and LAE Reserves on Claims Reported and Open as of Prior Year End	Q.S. Date Known Case Loss and LAE Reserves on Claims Reported or Reopened Subsequent to Prior Year End	Q.S. Date IBNR Loss and LAE Reserves	Total Q.S. Loss and LAE Reserves (Cols.7+8+9)	Prior Year-End Known Case Loss and LAE Reserves Developed (Savings)/ Deficiency (Cols.4+7 minus Col. 1)	Prior Year-End IBNR Loss and LAE Reserves Developed (Savings)/ Deficiency (Cols. 5+8+9 minus Col. 2)	Prior Year-End Total Loss and LAE Reserve Developed (Savings)/ Deficiency (Cols. 11+12)
1. 2020 + Prior	511,630	1,209,475	1,721,105	272,891	(6,339)	266,552	394,184	7,921	993,715	1,395,820	155,445	(214,178)	(58,733)
2. 2021	429,037	679,014	1,108,051	288,012	(33,534)	254,478	298,263	16,493	498,476	813,232	157,237	(197,579)	(40,341)
3. Subtotals 2021 + Prior	940,667	1,888,488	2,829,156	560,903	(39,874)	521,030	692,447	24,414	1,492,191	2,209,052	312,683	(411,757)	(99,074)
4. 2022	832,313	2,220,164	3,052,477	908,258	431,676	1,339,934	604,568	48,708	1,066,753	1,720,029	680,512	(673,027)	7,485
5. Subtotals 2022 + Prior	1,772,981	4,108,652	5,881,633	1,469,161	391,802	1,860,963	1,297,015	73,122	2,558,943	3,929,080	993,195	(1,084,784)	(91,589)
6. 2023	XXX	XXX	XXX	XXX	1,540,330	1,540,330	XXX	556,805	1,631,253	2,188,058	XXX	XXX	XXX
7. Totals	1,772,981	4,108,652	5,881,633	1,469,161	1,932,132	3,401,293	1,297,015	629,927	4,190,196	6,117,138	993,195	(1,084,784)	(91,589)
8. Prior Year-End Surplus As Regards Policyholders	4,458,888										Col. 11, Line 7 As % of Col. 1 Line 7	Col. 12, Line 7 As % of Col. 2 Line 7	Col. 13, Line 7 As % of Col. 3 Line 7
											1. 56.0	2. (26.4)	3. (1.6)
													Col. 13, Line 7 As a % of Col. 1 Line 8
													4. (2.1)

SUPPLEMENTAL EXHIBITS AND SCHEDULES INTERROGATORIES

The following supplemental reports are required to be filed as part of your statement filing. However, in the event that your company does not transact the type of business for which the special report must be filed, your response of NO to the specific interrogatory will be accepted in lieu of filing a "NONE" report and a bar code will be printed below. If the supplement is required of your company but is not being filed for whatever reason enter SEE EXPLANATION and provide an explanation following the interrogatory questions.


	Response
1. Will the Trusteed Surplus Statement be filed with the state of domicile and the NAIC with this statement?	NO
2. Will Supplement A to Schedule T (Medical Professional Liability Supplement) be filed with this statement?	NO
3. Will the Medicare Part D Coverage Supplement be filed with the state of domicile and the NAIC with this statement?	NO
4. Will the Director and Officer Insurance Coverage Supplement be filed with the state of domicile and the NAIC with this statement?	YES
AUGUST FILING	
5. Will the regulator-only (non-public) Communication of Internal Control Related Matters Noted in Audit be filed with the state of domicile and electronically with the NAIC (as a regulator-only non-public document) by August 1? The response for 1st and 3rd quarters should be N/A. A NO response resulting with a bar code is only appropriate in the 2nd quarter.	YES

Explanations:

- 1.
- 2.
- 3.

Bar Codes:

1. Trusteed Surplus Statement [Document Identifier 490]
2. Supplement A to Schedule T [Document Identifier 455]
3. Medicare Part D Coverage Supplement [Document Identifier 365]



STATEMENT AS OF JUNE 30, 2023 OF THE FARMERS INSURANCE EXCHANGE
OVERFLOW PAGE FOR WRITE-INS

Additional Write-ins for Assets Line 25

	Current Statement Date			4 December 31 Prior Year Net Admitted Assets
	1 Assets	2 Nonadmitted Assets	3 Net Admitted Assets (Cols: 1 - 2)	
2504. Equities and deposits in pools and associations	4,701,533		4,701,533	982,815
2597. Summary of remaining write-ins for Line 25 from overflow page	4,701,533		4,701,533	982,815

Additional Write-ins for Liabilities Line 25

	1 Current Statement Date	2 December 31, Prior Year
2504. Deferred agent/DM compensation liability	37,559,051	34,862,681
2505. Agent/DM bonus liability	31,686,615	46,503,382
2506. Deferred agent/DM bonus liability	27,265,118	26,850,881
2507. Miscellaneous	15,593,028	18,067,896
2508. Accrued liability on voluntary separation plan ("vsp") related expenses incurred in 2020 but fully paid for during 2021	2,242,823	3,155,255
2509. Pooled share of unauthorized reinsurance	289,028	289,028
2597. Summary of remaining write-ins for Line 25 from overflow page	114,635,662	129,729,124

Additional Write-ins for Statement of Income Line 14

	1 Current Year to Date	2 Prior Year to Date	3 Prior Year Ended December 31
1404. Premiums for business-owned life insurance	(272,037)	(299,421)	(566,872)
1497. Summary of remaining write-ins for Line 14 from overflow page	(272,037)	(299,421)	(566,872)

STATEMENT AS OF JUNE 30, 2023 OF THE FARMERS INSURANCE EXCHANGE

SCHEDULE A - VERIFICATION

Real Estate

	1 Year to Date	2 Prior Year Ended December 31
1. Book/adjusted carrying value, December 31 of prior year	328,113,223	262,777,503
2. Cost of acquired:		
2.1 Actual cost at time of acquisition		214,802,474
2.2 Additional investment made after acquisition	1,080,255	2,299,305
3. Current year change in encumbrances		
4. Total gain (loss) on disposals		225,267,854
5. Deduct amounts received on disposals		369,976,957
6. Total foreign exchange change in book/adjusted carrying value		
7. Deduct current year's other than temporary impairment recognized		
8. Deduct current year's depreciation	3,892,442	7,056,956
9. Book/adjusted carrying value at the end of current period (Lines 1+2+3+4-5+6-7-8)	325,301,037	328,113,223
10. Deduct total nonadmitted amounts		
11. Statement value at end of current period (Line 9 minus Line 10)	325,301,037	328,113,223

SCHEDULE B - VERIFICATION

Mortgage Loans

	1 Year to Date	2 Prior Year Ended December 31
1. Book value/recorded investment excluding accrued interest, December 31 of prior year	101,958,603	
2. Cost of acquired:		
2.1 Actual cost at time of acquisition	33,950,000	101,947,645
2.2 Additional investment made after acquisition		
3. Capitalized deferred interest and other		
4. Accrual of discount	24,675	10,958
5. Unrealized valuation increase (decrease)		
6. Total gain (loss) on disposals		
7. Deduct amounts received on disposals	150,065	
8. Deduct amortization of premium and mortgage interest points and commitment fees		
9. Total foreign exchange change in book value/recorded investment excluding accrued interest		
10. Deduct current year's other than temporary impairment recognized		
11. Book value/recorded investment excluding accrued interest at end of current period (Lines 1+2+3+4+5+6-7-8+9-10)	135,783,213	101,958,603
12. Total valuation allowance		
13. Subtotal (Line 11 plus Line 12)	135,783,213	101,958,603
14. Deduct total nonadmitted amounts		
15. Statement value at end of current period (Line 13 minus Line 14)	135,783,213	101,958,603

SCHEDULE BA - VERIFICATION

Other Long-Term Invested Assets

	1 Year to Date	2 Prior Year Ended December 31
1. Book/adjusted carrying value, December 31 of prior year	213,987,057	226,673,124
2. Cost of acquired:		
2.1 Actual cost at time of acquisition		139,266
2.2 Additional investment made after acquisition	52,455	
3. Capitalized deferred interest and other		
4. Accrual of discount		
5. Unrealized valuation increase (decrease)	(684,362)	(1,947,222)
6. Total gain (loss) on disposals		
7. Deduct amounts received on disposals	154,263	10,878,111
8. Deduct amortization of premium and depreciation		
9. Total foreign exchange change in book/adjusted carrying value		
10. Deduct current year's other than temporary impairment recognized		
11. Book/adjusted carrying value at end of current period (Lines 1+2+3+4+5+6-7-8+9-10)	213,200,887	213,987,057
12. Deduct total nonadmitted amounts		
13. Statement value at end of current period (Line 11 minus Line 12)	213,200,887	213,987,057

SCHEDULE D - VERIFICATION

Bonds and Stocks

	1 Year to Date	2 Prior Year Ended December 31
1. Book/adjusted carrying value of bonds and stocks, December 31 of prior year	12,181,336,119	12,255,723,903
2. Cost of bonds and stocks acquired	550,493,805	1,219,028,546
3. Accrual of discount	5,964,726	4,212,246
4. Unrealized valuation increase (decrease)	(13,837,269)	54,179,314
5. Total gain (loss) on disposals	(861,948)	76,644,986
6. Deduct consideration for bonds and stocks disposed of	404,151,083	1,408,288,696
7. Deduct amortization of premium	7,833,920	18,554,049
8. Total foreign exchange change in book/adjusted carrying value		
9. Deduct current year's other than temporary impairment recognized	602,955	2,166,252
10. Total investment income recognized as a result of prepayment penalties and/or acceleration fees		556,121
11. Book/adjusted carrying value at end of current period (Lines 1+2+3+4+5-6-7+8-9+10)	12,310,507,475	12,181,336,119
12. Deduct total nonadmitted amounts	10,398,057	10,346,474
13. Statement value at end of current period (Line 11 minus Line 12)	12,300,109,418	12,170,989,646

STATEMENT AS OF JUNE 30, 2023 OF THE FARMERS INSURANCE EXCHANGE

SCHEDULE D - PART 1B

Showing the Acquisitions, Dispositions and Non-Trading Activity
During the Current Quarter for all Bonds and Preferred Stock by NAIC Designation

NAIC Designation	1 Book/Adjusted Carrying Value Beginning of Current Quarter	2 Acquisitions During Current Quarter	3 Dispositions During Current Quarter	4 Non-Trading Activity During Current Quarter	5 Book/Adjusted Carrying Value End of First Quarter	6 Book/Adjusted Carrying Value End of Second Quarter	7 Book/Adjusted Carrying Value End of Third Quarter	8 Book/Adjusted Carrying Value December 31 Prior Year
BONDS								
1. NAIC 1 (a)	3,715,797,025	324,217,749	383,243,626	(12,614)	3,715,797,025	3,656,758,534		3,606,944,660
2. NAIC 2 (a)	1,020,013,242	24,161,036	34,212,301	1,552,037	1,020,013,242	1,011,514,014		988,251,465
3. NAIC 3 (a)	33,411,808	2,017,320	1,654,963	(236,126)	33,411,808	33,538,039		44,025,981
4. NAIC 4 (a)	42,005,205	3,146,295	477,426	(11,912,784)	42,005,205	32,761,290		36,013,663
5. NAIC 5 (a)	5,124,710	91,472	243,948	11,026,187	5,124,710	15,998,421		4,604,118
6. NAIC 6 (a)								
7. Total Bonds	4,816,351,990	353,633,872	419,832,264	416,700	4,816,351,990	4,750,570,298		4,679,839,887
PREFERRED STOCK								
8. NAIC 1								
9. NAIC 2								
10. NAIC 3								
11. NAIC 4								
12. NAIC 5								
13. NAIC 6	5,040,564				5,040,564	5,040,564		5,040,564
14. Total Preferred Stock	5,040,564				5,040,564	5,040,564		5,040,564
15. Total Bonds and Preferred Stock	4,821,392,554	353,633,872	419,832,264	416,700	4,821,392,554	4,755,610,862		4,684,880,451

(a) Book/Adjusted Carrying Value column for the end of the current reporting period includes the following amount of short-term and cash equivalent bonds by NAIC designation:

NAIC 1 \$ 88,654,019 ; NAIC 2 \$; NAIC 3 \$; NAIC 4 \$; NAIC 5 \$; NAIC 6 \$

S102

STATEMENT AS OF JUNE 30, 2023 OF THE FARMERS INSURANCE EXCHANGE

SCHEDULE DA - PART 1

Short-Term Investments

	1	2	3	4	5
	Book/Adjusted Carrying Value	Par Value	Actual Cost	Interest Collected Year-to-Date	Paid for Accrued Interest Year-to-Date
7709999999 Totals	73,773,485	xxx	72,250,251	31,250	6,707

SCHEDULE DA - VERIFICATION

Short-Term Investments

	1	2
	Year To Date	Prior Year Ended December 31
1. Book/adjusted carrying value, December 31 of prior year	27,562,435	4,995,738
2. Cost of short-term investments acquired	47,942,550	27,287,003
3. Accrual of discount	1,268,500	327,619
4. Unrealized valuation increase (decrease)		
5. Total gain (loss) on disposals		(25,047)
6. Deduct consideration received on disposals	3,000,000	5,022,873
7. Deduct amortization of premium		5
8. Total foreign exchange change in book/adjusted carrying value		
9. Deduct current year's other than temporary impairment recognized		
10. Book/adjusted carrying value at end of current period (Lines 1+2+3+4+5-6-7+8-9)	73,773,485	27,562,435
11. Deduct total nonadmitted amounts		
12. Statement value at end of current period (Line 10 minus Line 11)	73,773,485	27,562,435

Schedule DB - Part A - Verification - Options, Caps, Floors, Collars, Swaps and Forwards

N O N E

Schedule DB - Part B - Verification - Futures Contracts

N O N E

Schedule DB - Part C - Section 1 - Replication (Synthetic Asset) Transactions (RSATs) Open

N O N E

Schedule DB-Part C-Section 2-Reconciliation of Replication (Synthetic Asset) Transactions Open

N O N E

Schedule DB - Verification - Book/Adjusted Carrying Value, Fair Value and Potential Exposure of
Derivatives

N O N E

STATEMENT AS OF JUNE 30, 2023 OF THE FARMERS INSURANCE EXCHANGE

SCHEDULE E - PART 2 - VERIFICATION

(Cash Equivalents)

	1	2
	Year To Date	Prior Year Ended December 31
1. Book/adjusted carrying value, December 31 of prior year	643,165,163	459,005,905
2. Cost of cash equivalents acquired	3,466,188,591	7,059,984,993
3. Accrual of discount	664,943	421,634
4. Unrealized valuation increase (decrease)		
5. Total gain (loss) on disposals	(297)	(846)
6. Deduct consideration received on disposals	3,590,432,724	6,876,246,523
7. Deduct amortization of premium		
8. Total foreign exchange change in book/adjusted carrying value		
9. Deduct current year's other than temporary impairment recognized		
10. Book/adjusted carrying value at end of current period (Lines 1+2+3+4+5-6-7+8-9)	519,585,676	643,165,163
11. Deduct total nonadmitted amounts		
12. Statement value at end of current period (Line 10 minus Line 11)	519,585,676	643,165,163

STATEMENT AS OF JUNE 30, 2023 OF THE FARMERS INSURANCE EXCHANGE

SCHEDULE A - PART 2

Showing All Real Estate ACQUIRED AND ADDITIONS MADE During the Current Quarter

1 Description of Property	Location		4 Date Acquired	5 Name of Vendor	6 Actual Cost at Time of Acquisition	7 Amount of Encumbrances	8 Book/Adjusted Carrying Value Less Encumbrances	9 Additional Investment Made After Acquisition
	2 City	3 State						
17885 Von Karman Ave (office)	Irvine	CA	06/11/2015					364,580
201 Railroad Ave	East Rutherford	NJ	10/23/2017					461,171
0199999. Acquired by Purchase								825,751
0399999 - Totals								825,751

SCHEDULE A - PART 3

Showing All Real Estate DISPOSED During the Quarter, Including Payments During the Final Year on "Sales Under Contract"

1 Description of Property	Location		4 Disposal Date	5 Name of Purchaser	6 Actual Cost	7 Expended for Additions, Permanent Improvements and Changes in Encumbrances	8 Book/Adjusted Carrying Value Less Encumbrances Prior Year	Change in Book/Adjusted Carrying Value Less Encumbrances					14 Book/Adjusted Carrying Value Less Encumbrances on Disposal	15 Amounts Received During Year	16 Foreign Exchange Gain (Loss) on Disposal	17 Realized Gain (Loss) on Disposal	18 Total Gain (Loss) on Disposal	19 Gross Income Earned Less Interest Incurred on Encumbrances	20 Taxes, Repairs and Expenses Incurred
	2 City	3 State						9 Current Year's Depreciation	10 Current Year's Other-Than-Temporary Impairment Recognized	11 Current Year's Change in Encumbrances	12 Total Change in Book/Adjusted Carrying Value (11-9-10)	13 Total Foreign Exchange Change in Book/Adjusted Carrying Value							
3900 Indian Ave	Perris	CA	08/16/2022 ..	Wilshire 3900 Indian Ave LLC														44,184	35,972
14001 Rosecrans Ave	La Mirada	CA	10/06/2022 ..	USCIF LA MIRANDA DC LLC, a Delaware limited liability company															26,455
600 Riverside Parkway	Lithia Springs	GA	10/28/2022 ..	FHRG Investments - Riverside LLC ..														(21,433)	(22,381)
0199999. Property Disposed																		22,750	40,046
0399999 - Totals																		22,750	40,046

E01

STATEMENT AS OF JUNE 30, 2023 OF THE FARMERS INSURANCE EXCHANGE

SCHEDULE B - PART 2

Showing All Mortgage Loans ACQUIRED AND ADDITIONS MADE During the Current Quarter

1 Loan Number	2 Location		3 State	4 Loan Type	5 Date Acquired	6 Rate of Interest	7 Actual Cost at Time of Acquisition	8 Additional Investment Made After Acquisition	9 Value of Land and Buildings
	City								
000703802	Los Angeles		CA		06/20/2023	7.350	17,700,000		33,960,000
000703803	San Diego		CA		06/21/2023	5.410	16,250,000		27,380,531
0599999. Mortgages in good standing - Commercial mortgages-all other							33,950,000		61,340,531
0899999. Total Mortgages in good standing							33,950,000		61,340,531
1699999. Total - Restructured Mortgages									
2499999. Total - Mortgages with overdue interest over 90 days									
3299999. Total - Mortgages in the process of foreclosure									
3399999 - Totals							33,950,000		61,340,531

SCHEDULE B - PART 3

Showing All Mortgage Loans DISPOSED, Transferred or Repaid During the Current Quarter

1 Loan Number	2 Location		4 Loan Type	5 Date Acquired	6 Disposal Date	7 Book Value/Recorded Investment Excluding Accrued Interest Prior Year	8 Change in Book Value/Recorded Investment					13 Total Foreign Exchange Change in Book Value	14 Book Value/Recorded Investment Excluding Accrued Interest on Disposal	15 Consid-eration	16 Foreign Exchange Gain (Loss) on Disposal	17 Realized Gain (Loss) on Disposal	18 Total Gain (Loss) on Disposal
	City	State					8 Unrealized Valuation Increase (Decrease)	9 Current Year's (Amortization) /Accretion	10 Current Year's Other-Than-Temporary Impairment Recognized	11 Capitalized Deferred Interest and Other	12 Total Change in Book Value (8+9-10+11)						
000703703	Dallas	TX		08/23/2022		150,065							150,065	150,065			
0299999. Mortgages with partial repayments							150,065						150,065	150,065			
0599999 - Totals							150,065						150,065	150,065			

STATEMENT AS OF JUNE 30, 2023 OF THE FARMERS INSURANCE EXCHANGE

SCHEDULE BA - PART 2

Showing Other Long-Term Invested Assets ACQUIRED AND ADDITIONS MADE During the Current Quarter

1 CUSIP Identification	2 Name or Description	3 Location		5 Name of Vendor or General Partner	6 NAIC Designation, NAIC Designation Modifier and SVO Admini- strative Symbol	7 Date Originally Acquired	8 Type and Strategy	9 Actual Cost at Time of Acquisition	10 Additional Investment Made After Acquisition	11 Amount of Encumbrances	12 Commitment for Additional Investment	13 Percentage of Ownership
		City	State									
	Impact Community CAP LLC-Equity	SAN FRANCISCO	CA	IMPACT COMMUNITY CAPITAL		03/24/1998			25,745		476,207	17.530
2699999. Joint Venture Interests - Other - Affiliated									25,745		476,207	XXX
6099999. Total - Unaffiliated												XXX
6199999. Total - Affiliated									25,745		476,207	XXX
6299999 - Totals									25,745		476,207	XXX

SCHEDULE BA - PART 3

Showing Other Long-Term Invested Assets DISPOSED, Transferred or Repaid During the Current Quarter

1 CUSIP Identification	2 Name or Description	3 Location		5 Name of Purchaser or Nature of Disposal	6 Date Originally Acquired	7 Disposal Date	8 Book/ Adjusted Carrying Value Less Encum- brances, Prior Year	9 Change in Book/Adjusted Carrying Value						15 Book/ Adjusted Carrying Value Less Encum- brances on Disposal	16 Consid- eration	17 Foreign Exchange Gain (Loss) on Disposal	18 Realized Gain (Loss) on Disposal	19 Total Gain (Loss) on Disposal	20 Invest- ment Income	
		City	State					9 Unrealized Valuation Increase (De- crease)	10 Current Year's (Depre- ciation) or (Amorti- zation)/ Accretion	11 Current Year's Other Than Temporary Impair- ment Recogn- ized	12 Capital- ized Deferred Interest and Other	13 Total Change in Book/ Adjusted Carrying Value (9+10- 11+12)	14 Total Foreign Exchange Change in Book/ Adjusted Carrying Value							
452558-AD-7	Impact CAP Promissory Note LLC	SAN FRANCISCO	CA	Return of Principal	11/16/2001	04/28/2023	25,770							25,770	25,770					
452558-AD-7	Impact CAP Promissory Note LLC	SAN FRANCISCO	CA	Return of Principal	11/16/2001	05/30/2023	25,890							25,890	25,890					
452558-AD-7	Impact CAP Promissory Note LLC	SAN FRANCISCO	CA	Return of Principal	11/16/2001	06/29/2023	26,011							26,011	26,011					
3299999. Non-collateral Loans - Affiliated								77,671						77,671	77,671					
6099999. Total - Unaffiliated																				
6199999. Total - Affiliated								77,671						77,671	77,671					
6299999 - Totals								77,671						77,671	77,671					

STATEMENT AS OF JUNE 30, 2023 OF THE FARMERS INSURANCE EXCHANGE

SCHEDULE D - PART 3

Show All Long-Term Bonds and Stock Acquired During the Current Quarter

1	2	3	4	5	6	7	8	9	10
CUSIP Identification	Description	Foreign	Date Acquired	Name of Vendor	Number of Shares of Stock	Actual Cost	Par Value	Paid for Accrued Interest and Dividends	NAIC Designation, NAIC Designation Modifier and SVO Administrative Symbol
36179W-VT-2	G2SF POOL MA7826		04/03/2023	GOLDMAN SACHS & CO LLC		21,331,738	24,894,808	6,915	1.A
3618AG-UK-3	G2SF POOL CR2386		04/25/2023	PERSHING LLC		7,574,206	7,162,370	32,231	1.A
38381T-3Y-9	GNR 2022-155 1A 2.5 10/20/2050 CMO		05/02/2023	ROBERT W BAIROD & CO INC		2,376,917		4,737	1.A
38382V-MC-0	GNR 2021-121 JI 2.5 07/20/2051 CMO		04/03/2023	GOLDMAN SACHS & CO LLC		2,142,838		6,470	1.A
38383A-AG-9	GNR 2021-165 JI 2.5 09/20/2051 CMO		04/05/2023	GOLDMAN SACHS & CO LLC		2,950,165		18,416	1.A
38383C-LU-2	GNR 2021-177 CI 2.5 10/20/2051 CMO		04/13/2023	JP MORGAN SECURITIES LLC		3,409,969		30,098	1.A
91282C-EQ-0	US TREASURY N/B 2.75 05/15/2025		06/13/2023	Knight Capital Americas LLC		4,819,743	5,000,000	11,209	1.A
91282C-GU-9	US TREASURY N/B 3.875 03/31/2025		04/17/2023	GOLDMAN SACHS & CO LLC		1,988,366	2,000,000	3,811	1.A
91282C-HB-0	US TREASURY N/B 3.625 05/15/2026		06/01/2023	VARIOUS		15,832,280	16,000,000	28,370	1.A
91282C-HH-7	US TREASURY N/B 4.125 06/15/2026		06/29/2023	BARCLAYS CAPITAL INC		9,894,174	10,000,000	16,906	1.A
0109999999. Subtotal - Bonds - U.S. Governments						72,320,396	65,057,178	159,163	XXX
041431-VD-6	ARLINGTON CNTY VA 4 08/01/2040		05/25/2023	JP MORGAN SECURITIES LLC		1,005,530	1,000,000	13,222	1.A FE
167505-OR-0	CHICAGO IL BRD OF EDU 5.25 12/01/2039		04/10/2023	MERRILL LYNCH PIERCE FENNER & SMITH INC		2,017,320	2,000,000	38,208	3.A FE
0709999999. Subtotal - Bonds - U.S. Political Subdivisions of States, Territories and Possessions						3,022,850	3,000,000	51,430	XXX
3136BB-EL-2	FNR 2020-57 NI 2.5 08/25/2050 CMO		04/18/2023	GOLDMAN SACHS & CO LLC		1,133,382		9,791	1.A
3136BG-WY-3	FNR 2021-57 I 2.5 07/25/2051 CMO		04/24/2023	STONEX GROUP INC		3,555,200		45,647	1.A
3136BK-WD-0	FNR 2021-95 HI 2.5 02/25/2049 CMO		04/20/2023	GOLDMAN SACHS & CO LLC		2,231,115		25,924	1.A
3137FF-ZW-0	FHR 5085 PI 1.5 03/25/2051 CMO		04/04/2023	MORGAN STANLEY		2,002,781		9,018	1.A
3140XG-L3-1	FNCL POOL FS1245		04/14/2023	MJFG SECURITIES AMERICAS INC		3,758,065	4,134,711	6,202	1.A
3140XK-2S-8	FNCL POOL FS4384		05/23/2023	BNP PARIBAS SA/AUSTRALIA		4,945,180	4,973,936	17,271	1.A
3140XK-KW-9	FNCL POOL FS3908		06/01/2023	JP MORGAN SECURITIES LLC		5,976,709	6,007,686	4,172	1.A
495290-ER-5	KING CNTY WA SRR REVENUE 4 01/01/2047		06/27/2023	JEFFERIES LLC		5,936,760	6,000,000		1.B FE
51166F-FX-2	LAKELAND FL ENERGY SYS REVE 5 10/01/2048		04/11/2023	WELLS FARGO SECURITIES LLC		2,959,425	2,500,000	4,167	1.C FE
0909999999. Subtotal - Bonds - U.S. Special Revenues						32,498,617	23,616,333	122,192	XXX
037680-AB-1	AEPWV 2013-1 A2 3.7722 08/01/2031 ABS		05/17/2023	WELLS FARGO SECURITIES LLC		3,144,186	3,233,745	36,595	1.A FE
06051G-LH-0	BANK OF AMERICA CORP VAR 04/25/2034		04/19/2023	MERRILL LYNCH PIERCE FENNER & SMITH INC		3,000,000	3,000,000		1.E FE
12560E-AN-6	CIFC 2020-3A A2R FLT 10/20/2034 LL	D	06/13/2023	MERRILL LYNCH PIERCE FENNER & SMITH INC		774,320	800,000	8,214	1.A FE
126650-DX-5	CVS HEALTH CORP 5.25 01/30/2031		05/30/2023	WELLS FARGO SECURITIES LLC		229,179	230,000		2.B FE
142921-AE-5	CARMX 2023-2 A4 5.01 11/15/2028 ABS		04/19/2023	MJFG SECURITIES AMERICAS INC		999,988	1,000,000		1.A FE
143119-AC-9	CGMS 2022-2A A1B FLT 04/20/2035 LL	D	06/13/2023	MERRILL LYNCH PIERCE FENNER & SMITH INC		1,212,500	1,250,000	13,122	1.A FE
18055H-CC-4	CLARION LION PROPERTIES FUND 5.76 1/06/2031 PRIVATE		06/01/2023	DIRECT TO COMPANY		4,700,000	4,700,000		1.G Z
225470-DX-8	CSFB 2005-10 3 5.5 11/25/2035 WHOLE LOAN		04/01/2023	Capitalized Interest					1.A FM
23521H-AA-6	DALLAS SUSTAINABLE ENERGY PARTNERS 5.43 25/04/2038 PRIVATE		06/01/2023	DIRECT TO COMPANY		5,900,000	5,900,000		1.G Z
256677-AP-0	DOLLAR GENERAL CORP 5.45 07/05/2033		06/05/2023	Citigroup Global Markets Inc.		4,992,000	5,000,000		2.B FE
350638-AA-6	FOUNDRY JV HOLDCO LLC 5.72 25/01/2038 PRIVATE		06/01/2023	DIRECT TO COMPANY		10,000,000	10,000,000		1.G FE
37045X-EF-9	GENERAL MOTORS FINL CO 5.4 04/06/2026		04/03/2023	JP MORGAN SECURITIES LLC		2,237,133	2,240,000		2.B FE
404119-CQ-0	HCA INC 5.5 06/01/2033		05/01/2023	WELLS FARGO SECURITIES LLC		11,532,153	11,540,000		2.C FE
42824C-BP-3	HP ENTERPRISE CO 5.25 07/01/2028		06/05/2023	Citigroup Global Markets Inc.		4,994,350	5,000,000		2.B FE
45256H-AB-8	IMPACT COMMUNITY VAR 10/25/2056 PRIVATE RMBS		04/25/2023	DIRECT TO COMPANY		9,008,000			1.G FE
54627R-AM-2	LCDA 2022-ELL A2 4.145 02/01/2033 ABS		06/01/2023	Citigroup Global Markets Inc.		1,948,600	2,000,000	28,554	1.A FE
571676-AT-2	MARS INC 4.55 04/20/2028		04/17/2023	JP MORGAN SECURITIES LLC		4,316,933	4,320,000		1.E FE
718172-DB-2	PHILIP MORRIS INTL INC 5.375 02/15/2033		04/27/2023	GOLDMAN SACHS & CO LLC		10,148,000	10,000,000	113,472	1.F FE
806407-HF-2	HENRY SCHEIN INC 4.94 04/05/2033 PRIVATE		06/01/2023	DIRECT TO COMPANY		10,000,000	10,000,000		1.F Z
92348K-BP-7	VZMT 2023-3 A 4.73 04/21/2031 ABS		04/18/2023	RBC CAPITAL MARKETS LLC		2,749,627	2,750,000		1.A FE
931142-FC-2	WALMART INC 4 04/15/2030		04/12/2023	MIZUHO SECURITIES USA LLC		878,302	880,000		1.C FE
676828-AD-3	ROYAL BANK OF SCOTLAND INTERNATIONAL 6.21 05/04/2028 PRIVAT	C	06/01/2023	DIRECT TO COMPANY		5,000,000	5,000,000		1.F FE
1109999999. Subtotal - Bonds - Industrial and Miscellaneous (Unaffiliated)						97,765,271	97,851,745	199,957	XXX
004538-AC-4	Accurus Aerospace Corporation FLT 03/31/2028 REVOLVER		05/11/2023	Medley Management Inc.		91,472	91,472		5.B GI

E04

STATEMENT AS OF JUNE 30, 2023 OF THE FARMERS INSURANCE EXCHANGE

SCHEDULE D - PART 3

Show All Long-Term Bonds and Stock Acquired During the Current Quarter

1	2	3	4	5	6	7	8	9	10
CUSIP Identification	Description	Foreign	Date Acquired	Name of Vendor	Number of Shares of Stock	Actual Cost	Par Value	Paid for Accrued Interest and Dividends	NAIC Designation, NAIC Designation Modifier and SVO Administrative Symbol
00801#-AB-3	Adviser Investments FLT 05/19/2028 DDTL		06/30/2023	Medley Management Inc		31,992	31,992		4.C Z
34962B-AB-6	Fortis Payments, LLC FLT 10/31/2024 DDTL		06/27/2023	Medley Management Inc		315,000	315,000		4.C Z
40490#-AF-8	HTI Technology & Industries Inc FLT 07/27/2025 DDTL-C		02/22/2023	Medley Management Inc		423,951	430,407		4.C Z
45054#-AC-2	ITI Intermodal FLT 12/20/2027 Revolver		05/03/2023	Medley Management Inc		1,348	1,348		2.C PL
57233#-AC-9	Marshall Excelsior Co FLT 02/18/2028 REVOLVER		04/05/2023	Medley Management Inc		2,733	2,733		4.C Z
62907#-AE-2	Nefco FLT 08/05/2028 REVOLVER		05/26/2023	Medley Management Inc		28,738	28,738		4.C Z
67116#-AB-2	CASH FLOW MANAGEMENT FLT 12/28/2027 REVOLVER		04/05/2023	Medley Management Inc		7,552	7,552		4.C Z
78029#-AA-7	ROYAL HOLDCO CO (RMA) FLT 12/30/2026 Revolver		05/31/2023	Medley Management Inc		74,009	74,009		2.B PL
80586#-AA-8	SCALED AGILE INC FLT 12/15/2028 DDTL		04/14/2023	Medley Management Inc		100,864	101,883		2.B PL
83425#-AB-9	Litmos - Solo Topco FLT 12/01/2028 Revolver		05/30/2023	Medley Management Inc		47,872	47,872		4.C Z
84724#-AB-1	Sparus Holdings, LLC FLT 03/19/2027 DDTL		02/08/2023	Medley Management Inc		(14,272)	(14,272)		4.C Z
84724#-AC-9	Sparus Holdings, LLC FLT 03/19/2027 Revolver		06/29/2023	Medley Management Inc		39,248	39,248		4.C Z
93000#-AB-7	Worldwide Electric Corporation FLT 09/30/2028 Revolver		06/30/2023	Medley Management Inc		18,634	18,634		4.C Z
BC0120-73-2	SBP Holdings, LP FLT 03/27/2028 Revolver		03/27/2023	Medley Management Inc		35,492	35,492		4.C Z
BC0125-80-3	ITI Intermodal Columbia FLT 12/21/2027 DDTL		05/03/2023	Medley Management Inc		587,713	606,480		4.C Z
BC0130-34-6	Trystar FLT 09/28/2027 TL		05/05/2023	Medley Management Inc		793,268	813,608		4.C Z
BC0149-18-9	Trystar FLT 09/28/2027 Incremental TL		06/07/2023	Medley Management Inc		828,373	849,613		4.C Z
1909999999	Subtotal - Bonds - Unaffiliated Bank Loans					3,413,987	3,481,809		XXX
2509999997	Total - Bonds - Part 3					209,021,121	193,007,065	532,742	XXX
2509999998	Total - Bonds - Part 5					XXX	XXX	XXX	XXX
2509999999	Total - Bonds					209,021,121	193,007,065	532,742	XXX
4509999997	Total - Preferred Stocks - Part 3						XXX		XXX
4509999998	Total - Preferred Stocks - Part 5					XXX	XXX	XXX	XXX
4509999999	Total - Preferred Stocks						XXX		XXX
007903-10-7	ADVANCED MICRO DEVICES INC EQUITY		06/16/2023	MORGAN STANLEY & CO INTERNATIONAL PLC	141.000	16,931			
015271-10-9	ALEXANDRIA REAL ESTATE EQUITIES I EQUITY		06/16/2023	MORGAN STANLEY & CO INTERNATIONAL PLC	82.000	9,467			
023135-10-6	AMAZON.COM INC EQUITY		06/16/2023	MORGAN STANLEY & CO INTERNATIONAL PLC	227.000	28,486			
03027X-10-0	AMERICAN TOWER CORP EQUITY		06/16/2023	MORGAN STANLEY & CO INTERNATIONAL PLC	65.000	12,538			
05464C-10-1	AXON ENTERPRISE INC EQUITY		05/03/2023	Bear Stearns Securities Corp	384.000	84,821			
101137-10-7	BOSTON SCIENTIFIC CORP EQUITY		06/16/2023	MORGAN STANLEY & CO INTERNATIONAL PLC	262.000	14,232			
134429-10-9	CAMPBELL SOUP CO EQUITY		06/16/2023	MORGAN STANLEY & CO INTERNATIONAL PLC	217.000	10,073			
17275R-10-2	CISCO SYSTEMS INC EQUITY		06/16/2023	MORGAN STANLEY & CO INTERNATIONAL PLC	187.000	9,737			
22160K-10-5	COSTCO WHOLESALE CORP EQUITY		06/16/2023	MORGAN STANLEY & CO INTERNATIONAL PLC	24.000	12,568			
233331-10-7	DTE ENERGY CO EQUITY		06/16/2023	MORGAN STANLEY & CO INTERNATIONAL PLC	86.000	9,814			
26441C-20-4	DUKE ENERGY CORP EQUITY		06/16/2023	MORGAN STANLEY & CO INTERNATIONAL PLC	109.000	10,048			
29364G-10-3	ENERGY CORP EQUITY		06/16/2023	MORGAN STANLEY & CO INTERNATIONAL PLC	99.000	10,099			
30161N-10-1	EXELON CORP EQUITY		06/16/2023	MORGAN STANLEY & CO INTERNATIONAL PLC	248.000	10,220			
36266G-10-7	GE HEALTHCARE TECHNOLOGIES INC EQUITY		06/23/2023	UBS SECURITIES LLC	188.000	15,008			
458140-10-0	INTEL CORP EQUITY		06/16/2023	MORGAN STANLEY & CO INTERNATIONAL PLC	461.000	16,767			
461202-10-3	INTUIT INC EQUITY		06/16/2023	MORGAN STANLEY & CO INTERNATIONAL PLC	24.000	10,921			
513272-10-4	LAMB WESTON HOLDINGS INC EQUITY		06/16/2023	MORGAN STANLEY & CO INTERNATIONAL PLC	89.000	10,176			
532457-10-8	ELI LILLY & CO EQUITY		06/16/2023	MORGAN STANLEY & CO INTERNATIONAL PLC	32.000	14,327			
58933Y-10-5	MERCK & CO INC EQUITY		06/16/2023	MORGAN STANLEY & CO INTERNATIONAL PLC	125.000	13,665			
594918-10-4	MICROSOFT CORP EQUITY		06/16/2023	MORGAN STANLEY & CO INTERNATIONAL PLC	84.000	28,756			
61174X-10-9	MONSTER BEVERAGE CORP EQUITY		06/16/2023	MORGAN STANLEY & CO INTERNATIONAL PLC	160.000	9,352			
65339F-10-1	NEXTERA ENERGY INC EQUITY		06/16/2023	MORGAN STANLEY & CO INTERNATIONAL PLC	293.000	22,148			
67066G-10-4	NVIDIA CORP EQUITY		06/16/2023	MORGAN STANLEY & CO INTERNATIONAL PLC	114.000	48,669			

E04.1

STATEMENT AS OF JUNE 30, 2023 OF THE FARMERS INSURANCE EXCHANGE

SCHEDULE D - PART 3

Show All Long-Term Bonds and Stock Acquired During the Current Quarter

1 CUSIP Identification	2 Description	3 Foreign	4 Date Acquired	5 Name of Vendor	6 Number of Shares of Stock	7 Actual Cost	8 Par Value	9 Paid for Accrued Interest and Dividends	10 NAIC Designation, NAIC Designation Modifier and SVO Admini- strative Symbol
697435-10-5	PALO ALTO NETWORKS INC EQUITY		06/16/2023	MORGAN STANLEY & CO INTERNATIONAL PLC	1,722,000	424,525			
713448-10-8	PEPSICO INC EQUITY		06/16/2023	MORGAN STANLEY & CO INTERNATIONAL PLC	58,000	10,790			
717081-10-3	PFIZER INC EQUITY		06/16/2023	MORGAN STANLEY & CO INTERNATIONAL PLC	453,000	18,147			
718172-10-9	PHILIP MORRIS INTERNATIONAL INC EQUITY		06/16/2023	MORGAN STANLEY & CO INTERNATIONAL PLC	100,000	9,489			
743401-10-3	PROLOGIS INC EQUITY		06/16/2023	MORGAN STANLEY & CO INTERNATIONAL PLC	111,000	13,612			
756109-10-4	REALTY INCOME CORP EQUITY		06/16/2023	MORGAN STANLEY & CO INTERNATIONAL PLC	286,000	17,558			
88160R-10-1	TESLA INC EQUITY		06/16/2023	MORGAN STANLEY & CO INTERNATIONAL PLC	53,000	13,809			
92532F-10-0	VERTEX PHARMACEUTICALS INC EQUITY		06/16/2023	MORGAN STANLEY & CO INTERNATIONAL PLC	41,000	14,263			
925652-10-9	VICI PROPERTIES INC EQUITY		06/16/2023	MORGAN STANLEY & CO INTERNATIONAL PLC	342,000	11,060			
98419M-10-0	XYLEM INC/NY EQUITY		05/25/2023	MORGAN STANLEY & CO INTERNATIONAL PLC	350,000	34,614			
5019999999. Subtotal - Common Stocks - Industrial and Miscellaneous (Unaffiliated) Publicly Traded						996,690	XXX		XXX
990020-22-2	SELF FINANCIAL INC EQUITY		05/02/2023	DIRECT TO COMPANY	3,230,000	51,583			
5029999999. Subtotal - Common Stocks - Industrial and Miscellaneous (Unaffiliated) Other						51,583	XXX		XXX
464287-20-0	ISHARES CORE S&P 500 ETF FUND		04/13/2023	Knight Capital Americas LLC	600,000	247,440			
5819999999. Subtotal - Common Stocks - Exchange Traded Funds						247,440	XXX		XXX
5989999997. Total - Common Stocks - Part 3						1,295,713	XXX		XXX
5989999998. Total - Common Stocks - Part 5						XXX	XXX	XXX	XXX
5989999999. Total - Common Stocks						1,295,713	XXX		XXX
5999999999. Total - Preferred and Common Stocks						1,295,713	XXX		XXX
6009999999 - Totals						210,316,834	XXX	532,742	XXX

STATEMENT AS OF JUNE 30, 2023 OF THE FARMERS INSURANCE EXCHANGE

SCHEDULE D - PART 4

Show All Long-Term Bonds and Stock Sold, Redeemed or Otherwise Disposed of During the Current Quarter

1	2	3	4	5	6	7	8	9	10	Change In Book/Adjusted Carrying Value					16	17	18	19	20	21	22
										11	12	13	14	15							
CUSIP Identification	Description	Foreign	Disposal Date	Name of Purchaser	Number of Shares of Stock	Consideration	Par Value	Actual Cost	Prior Year Book/Adjusted Carrying Value	Unrealized Valuation Increase/(Decrease)	Current Year's (Amortization)/Accretion	Current Year's Other Than Temporary Impairment Recognized	Total Change in Book/Adjusted Carrying Value (11 + 12 - 13)	Total Foreign Exchange Change in Book /Adjusted Carrying Value	Book/Adjusted Carrying Value at Disposal Date	Foreign Exchange Gain (Loss) on Disposal	Realized Gain (Loss) on Disposal	Total Gain (Loss) on Disposal	Bond Interest/Stock Dividends Received During Year	Stated Contractual Maturity Date	NAIC Designation, NAIC Designation Modifier and SVO Administrative Symbol
..92939H-AZ-8	WFRBS 2014-C23 ASB 3.636 10/15/2057 CMBS		06/01/2023	MBS PAYDOWN		17,893	17,893	18,499	17,990		(97)		(97)		17,893				263	10/15/2057	1.A
..92968*-AA-5	WD-40 Company 3.39 11/15/2032 Private		05/15/2023	SINKING FUND REDEMPTION		140,000	140,000	140,000	139,984		16		16		140,000					11/15/2032	2.C
..95000L-BA-0	WFCM 2016-C33 ASB 3.185 03/15/2059 CMBS		06/01/2023	MBS PAYDOWN		56,516	56,516	58,211	56,596		(80)		(80)		56,516				739	03/15/2059	1.A
..95000U-2R-3	WELLS FARGO & COMPANY VAR 06/02/2024		06/02/2023	SECURITY CALLED BY ISSUER at 100.000		3,635,000	3,635,000	3,635,000	3,634,959		41		41		3,635,000				30,061	06/02/2024	2.A FE
..95002T-AC-8	WFMS 2020-3 A3 3 06/25/2050 WHOLE LOAN		06/01/2023	MBS PAYDOWN		20,421	20,421	20,896	20,427		(7)		(7)		20,421				231	06/25/2050	1.A
..95906#-AQ-4	Western Oilfields Supply Co 4.35 05/17/25 Private		05/17/2023	SINKING FUND REDEMPTION		1,470,000	1,470,000	1,470,000	1,432,956	37,142	(98)		37,044		1,470,000				31,973	05/17/2025	3.A
..96221T-AD-9	WFRBS 2014-LC14 A4 3.766 03/15/2047 CMBS		06/01/2023	MBS PAYDOWN		38,076	38,076	40,164	38,241		(165)		(165)		38,076				717	03/15/2047	1.A
1109999999	Subtotal - Bonds - Industrial and Miscellaneous (Unaffiliated)					57,384,253	57,410,591	57,846,205	57,168,201	42,383	(37,033)	8	5,342		57,366,031		18,223	18,223	1,205,649	XXX	XXX
..00109X-AC-1	ADB Companies LLC 1st Lien TL due 2025		06/30/2023	SINKING FUND REDEMPTION		35,185	35,185	35,185	34,480	699	5		704		35,185				1,623	12/18/2025	4.C
..00109X-AD-9	ADB Companies LLC Delayed Draw TL due 2025		06/30/2023	SINKING FUND REDEMPTION		7,350	7,350	7,350	7,204	146			146		7,350				393	12/18/2025	4.C
..00221*-AB-9	ASC Communications, LLC FLT 07/15/2027 TL		06/30/2023	SINKING FUND REDEMPTION		13,996	13,996	13,771	13,971	5	20		25		13,996				346	07/15/2027	4.C
..00453@-AB-6	Accurus Aerospace Corporation FLT 03/31/2028 Term Loan		06/30/2023	SINKING FUND REDEMPTION		6,472	6,472	6,375	6,449	18	4		22		6,472				351	03/31/2028	5.A
..00453@-AC-4	Accurus Aerospace Corporation FLT 03/31/2028 REVOLVER		06/30/2023	SINKING FUND REDEMPTION		91,472	91,472	91,472	52,936	860	19		879		91,472				2,726	03/31/2028	5.B GI
..00801#-AA-5	Adviser Investments LLC FLT 08/31/2028 TL		06/30/2023	SINKING FUND REDEMPTION		1,309	1,309	1,283	1,306	1	2		3		1,309				61	05/19/2028	4.B PL
..00801#-AB-3	Adviser Investments FLT 05/19/2028 DDTL		06/30/2023	Post Sale Income															320	05/19/2028	4.C Z
..02124*-AA-5	Aero Accessories FLT 11/01/2029 TL		06/30/2023	SINKING FUND REDEMPTION		3,804	3,804	3,709	3,798	1	5		6		3,804				197	11/01/2029	4.C Z
..04250#-AC-9	Armstrong Transport Group LLC FLT 06/18/2024 TL		06/30/2023	SINKING FUND REDEMPTION		43,419	43,419	42,442	43,089	109	221		330		43,419				2,294	06/18/2024	4.C
..23808*-AA-4	DataOnline Intermed Holdings 1st Lien TL due 2025		06/30/2023	SINKING FUND REDEMPTION		7,500	7,500	7,500	7,353	146			146		7,500				412	11/13/2025	3.C FE
..34962B-AD-2	Fortis Payments, LLC FLT 02/13/2026 TL		06/30/2023	SINKING FUND REDEMPTION		16,028	16,028	15,627	15,977	14	37		51		16,028				758	05/31/2026	4.C Z
..36152#-AA-4	Applied Aerospace Structures Corp. FLT 11/22/2028 TL		06/30/2023	SINKING FUND REDEMPTION		4,718	4,718	4,576	4,705	5	8		13		4,718				266	11/22/2028	4.C Z
..40490@-AA-9	HTI Technology & Industries Inc FLT 07/27/2025 TL		06/30/2023	SINKING FUND REDEMPTION		1,647	1,647	1,623	1,643		4		4		1,647				161	07/27/2025	4.C Z
..40490@-AB-7	HTI Technology & Industries Inc FLT 07/27/2025 DDTL A		06/30/2023	SINKING FUND REDEMPTION		353	353	348	352		1		1		353				27	07/27/2025	4.C Z
..40490@-AE-1	HTI Technology & Industries Inc FLT 07/27/2025 1TL		06/30/2023	SINKING FUND REDEMPTION		680	680	659			4		4		680				21	07/27/2025	4.C Z
..40490@-AF-8	HTI Technology & Industries Inc FLT 07/27/2025 DDTL-C		06/30/2023	SINKING FUND REDEMPTION		1,076	1,076	1,060			2		2		1,076				60	07/27/2025	4.C Z
..41804@-AA-8	TEAM CAR CARE 1st Lien TL due 06/28/2024		06/30/2023	SINKING FUND REDEMPTION		45,000	45,000	45,000	44,660	484	(143)		341		45,000				2,711	06/28/2024	3.A FE
..432267-RR-5	LIFESTYLE SOLUTIONS INC 1st Lien TL due 2026		06/30/2023	SINKING FUND REDEMPTION		104,635	104,635	104,635	102,110		2,525		2,525		104,635				8,191	01/29/2026	2.C FE
..45054@-AA-6	ITI INTERMODAL FLT 12/20/2027 TERM LOAN		06/30/2023	SINKING FUND REDEMPTION		1,942	1,942	1,903	1,939		3		3		1,942				101	12/20/2027	2.C PL

E056

STATEMENT AS OF JUNE 30, 2023 OF THE FARMERS INSURANCE EXCHANGE

SCHEDULE D - PART 4

Show All Long-Term Bonds and Stock Sold, Redeemed or Otherwise Disposed of During the Current Quarter

1	2	3	4	5	6	7	8	9	10	Change In Book/Adjusted Carrying Value					16	17	18	19	20	21	22
										11	12	13	14	15							
CUSIP Identification	Description	Foreign	Disposal Date	Name of Purchaser	Number of Shares of Stock	Consideration	Par Value	Actual Cost	Prior Year Book/Adjusted Carrying Value	Unrealized Valuation Increase/(Decrease)	Current Year's (Amortization)/Accretion	Current Year's Other Than Temporary Impairment Recognized	Total Change in Book/Adjusted Carrying Value (11 + 12 - 13)	Total Foreign Exchange Change in Book /Adjusted Carrying Value	Book/Adjusted Carrying Value at Disposal Date	Foreign Exchange Gain (Loss) on Disposal	Realized Gain (Loss) on Disposal	Total Gain (Loss) on Disposal	Bond Interest/Stock Dividends Received During Year	Stated Contractual Maturity Date	NAIC Designation, NAIC Designation Modifier and SVO Administrative Symbol
..45054@-AA-6	ITI Intermodal AddOn, FLT 12/21/2027 TL		06/30/2023	SINKING FUND REDEMPTION		2,858	2,858	2,773			3		3		2,858				83	12/21/2027	2.C PL
..45054@-AB-4	ITI Intermodal, FLT 12/21/2027 DDTL		06/30/2023	SINKING FUND REDEMPTION		277	277	275							277				8	12/21/2027	2.C PL
..45054@-AC-2	ITI Intermodal FLT 12/20/2027 Revolver		05/04/2023	SINKING FUND REDEMPTION		1,476	1,476	1,476	1,207						1,476				1,011	12/20/2027	2.C PL
..50050@-AB-8	RedSail Technologies LLC FLT 12/11/2027 ITL		06/30/2023	SINKING FUND REDEMPTION		37,110	37,110	36,368	37,053		56		56		37,110				1,780	12/11/2027	5.B GI
..57233@-AB-1	Marshall Excelsior Co FLT 02/18/2028 TERM LOAN		06/30/2023	SINKING FUND REDEMPTION		1,298	1,298	1,302	1,277	22			22		1,298				94	02/18/2028	4.C
..57233@-AC-9	Marshall Excelsior Co FLT 02/18/2028 REVOLVER		04/28/2023	SINKING FUND REDEMPTION		5,467	5,467	5,455	3,616	47	1		48		5,467				125	02/18/2028	4.C
..62901@-AA-6	NATIONAL AUTO CARE FLT 09/28/2024 UNITRANCHE TERM LOAN		06/30/2023	SINKING FUND REDEMPTION		1,388	1,388	1,370	1,385		3		3		1,388				66	09/28/2024	4.C
..62907@-AA-0	NEFCO FLT 08/05/2028 TL		06/30/2023	SINKING FUND REDEMPTION		1,563	1,563	1,532	1,559	2	2		4		1,563				89	08/05/2028	4.C Z
..62907@-AB-8	Nefco FLT 08/05/2028 DDTL A		06/30/2023	VARIOUS		238	238	238	17	1,934			1,934		238				8	08/05/2028	4.C Z
..62907@-AC-6	Nefco FLT 08/05/2028 DDTL B		06/30/2023	SINKING FUND REDEMPTION		7	7	7							7				2	08/05/2028	4.C Z
..62907@-AD-4	Nefco FLT 08/05/2028 DDTL C		06/30/2023	SINKING FUND REDEMPTION		284	284	284	279	6			6		284				16	08/05/2028	4.C Z
..62907@-AE-2	Nefco FLT 08/05/2028 REVOLVER		05/27/2023	SINKING FUND REDEMPTION		8,843	8,843	8,843							8,843				145	08/05/2028	4.C Z
..62914@-AB-2	NGS US FINCO LLC First Lien Term Loan due 2025		06/30/2023	SINKING FUND REDEMPTION		7,243	7,243	7,243	7,231	12	(1)		11		7,243				332	10/01/2025	3.B PL
..64118A-A*-3	NetNumber FLT 06/01/2028 TL		06/30/2023	SINKING FUND REDEMPTION		2,980	2,980	2,921	13,963		(10,982)		(10,982)		2,980				254	07/01/2028	4.C Z
..64118A-A@-1	NetNumber FLT 06/01/2028 REVOLVER		06/30/2023	SINKING FUND REDEMPTION		35,765	35,765	35,765	35,557	605	(397)		208		35,765				3,216	07/01/2028	4.C Z
..66707R-AC-1	NorthStar Group Services, Inc. Term Loan due 2026		06/30/2023	SINKING FUND REDEMPTION		18,992	18,992	18,993	18,650	344	(1)		343		18,992				994	11/12/2026	4.B FE
..67116@-AA-4	CASH FLOW MANAGEMENT FLT 12/28/2027 TERM LOAN		06/30/2023	SINKING FUND REDEMPTION		6,595	6,595	6,463	6,586		9		9		6,595				352	12/28/2027	5.B GI
..67116@-AB-2	CASH FLOW MANAGEMENT FLT 12/28/2027 REVOLVER		06/28/2023	SINKING FUND REDEMPTION		72,287	72,287	72,287							72,287				2,676	12/28/2027	4.C Z
..67116@-AC-0	Cash Flow Management (OSP Hamilton Purchaser, LLC) FLT 12/28		06/30/2023	SINKING FUND REDEMPTION		798	798	774	796		2		2		798				35	12/28/2027	4.C Z
..69345Y-AB-0	P.F. Chang's China Bistro Inc. Term Loan due 2026		06/30/2023	SINKING FUND REDEMPTION		4,988	4,988	4,944	4,298	687	3		690		4,988				330	02/15/2026	5.A FE
..69451*-AA-7	Whitcraft LLC FLT 02/15/2029 TL		06/30/2023	SINKING FUND REDEMPTION		4,558	4,558	4,376			7		7		4,558				387	02/15/2029	4.C Z
..73103@-AA-9	VSC POLARA LLC FLT 12/03/2027 1L TERM LOAN		06/30/2023	SINKING FUND REDEMPTION		2,180	2,180	2,137	2,177		3		3		2,180				106	12/03/2027	5.A
..73103@-AC-5	VSC Polara LLC FLT 12/03/2027 Incremental TL		06/30/2023	SINKING FUND REDEMPTION		1,952	1,952	1,913	1,949		3		3		1,952				95	12/03/2027	5.B GI
..73103@-AD-3	VSC Polara LLC FLT 12/03/2027 TL B		06/30/2023	SINKING FUND REDEMPTION		2,144	2,144	2,102	2,141		3		3		2,144				105	12/03/2027	5.B GI
..74923@-AB-3	RoadOne IntermodaLogistics FLT 12/30/2028 TL		06/30/2023	SINKING FUND REDEMPTION		3,660	3,660	3,538	3,650		10		10		3,660				203	12/30/2028	4.C Z

E05.7

STATEMENT AS OF JUNE 30, 2023 OF THE FARMERS INSURANCE EXCHANGE

SCHEDULE D - PART 4

Show All Long-Term Bonds and Stock Sold, Redeemed or Otherwise Disposed of During the Current Quarter

1	2	3	4	5	6	7	8	9	10	Change In Book/Adjusted Carrying Value					16	17	18	19	20	21	22
										11	12	13	14	15							
CUSIP Identification	Description	Foreign	Disposal Date	Name of Purchaser	Number of Shares of Stock	Consideration	Par Value	Actual Cost	Prior Year Book/Adjusted Carrying Value	Unrealized Valuation Increase/(Decrease)	Current Year's (Amortization)/Accretion	Current Year's Other Than Temporary Impairment Recognized	Total Change in Book/Adjusted Carrying Value (11 + 12 - 13)	Total Foreign Exchange Change in Book /Adjusted Carrying Value	Book/Adjusted Carrying Value at Disposal Date	Foreign Exchange Gain (Loss) on Disposal	Realized Gain (Loss) on Disposal	Total Gain (Loss) on Disposal	Bond Interest/Stock Dividends Received During Year	Stated Contractual Maturity Date	NAIC Designation, NAIC Designation Modifier and SVO Administrative Symbol
..749238-AD-9	RoadOne IntermodalLogistics FLT 12/30/2028 Revolver		06/29/2023	SINKING FUND REDEMPTION		49,084	49,084	47,448	48,617		467		467		49,084				1,554	12/30/2028	4.C Z
..75001*-AA-9	RTIC SUBSIDIARY HOLDINGS LLC 1st Lien TL due 2025		06/30/2023	SINKING FUND REDEMPTION		71,181	71,181	71,181	69,445	1,738	(2)		1,736		71,181				3,883	09/09/2025	3.A PL
..75279*-AA-4	Randy's Worldwide (RWA Holding Company) FLT 11/01/2028 TL		06/30/2023	SINKING FUND REDEMPTION		3,723	3,723	3,611	3,714	2	7		9		3,723				240	10/31/2028	3.B PL
..78029*-AA-7	ROYAL HOLDCO CO (RMA) FLT 12/30/2026 Revolver		04/03/2023	Post Sale Income															139	12/30/2026	2.B PL
..78029*-AB-5	RMA Companies FLT 01/25/2028 TERM LOAN		06/30/2023	SINKING FUND REDEMPTION		6,631	6,631	6,631	5,110		1		1		6,631				430	01/25/2028	2.B PL
..794238-AC-1	RoadOne IntermodalLogistics FLT 12/30/2028 DDTL		06/30/2023	SINKING FUND REDEMPTION		285	285	285							285				10	12/30/2028	4.C Z
..80586*-AB-6	SCALED AGILE INC FLT 12/15/2027 UNITRANCHE TERM LOAN		06/30/2023	SINKING FUND REDEMPTION		5,244	5,244	5,139	5,238		6		6		5,244				388	12/15/2027	2.B PL
..83425*-AA-1	Litmos - Solo Topco, LP FLT 12/01/2029 TL		06/30/2023	SINKING FUND REDEMPTION		6,782	6,782	6,646	6,741	34	7		41		6,782				379	12/01/2029	4.C Z
..84724*-AA-3	Sparus Holdings, LLC FLT 03/19/2027 TL		06/30/2023	SINKING FUND REDEMPTION		3,856	3,856	3,769	3,846	2	8		10		3,856				205	03/19/2027	4.C Z
..84724*-AB-1	Sparus Holdings, LLC FLT 03/19/2027 DDTL		06/30/2023	SINKING FUND REDEMPTION		608	608	593		319	3		322		608				(169)	03/19/2027	4.C Z
..868228-AA-1	EFI Productivity Software FLT 12/30/2027 TERM LOAN		06/30/2023	SINKING FUND REDEMPTION		6,952	6,952	6,813	6,943		9		9		6,952				402	12/30/2027	5.A
..87338*-AA-8	Technosylva - TSYL TA FLT 12/19/2028 Tranche A TL		06/30/2023	SINKING FUND REDEMPTION		2,689	2,689	2,636	2,686		3		3		2,689				124	12/19/2028	4.C Z
..87338*-AB-6	Technosylva - TSYL TA FLT 12/19/2028 Tranche B TL		06/30/2023	SINKING FUND REDEMPTION		178	178	174	178						178				8	12/19/2028	4.C Z
..88033*-AA-0	TENCARVA MACHINERY COMPANY FLT 12/20/2027 SENIOR TERM LOAN		06/30/2023	SINKING FUND REDEMPTION		3,743	3,743	3,677	4,607		(864)		(864)		3,743				188	12/20/2027	5.A
..88033*-AB-8	Tencarva FLT 12/20/2023 DDTL		06/30/2023	SINKING FUND REDEMPTION		604	604	604	597	7			7		604				30	12/20/2023	4.C Z
..93000*-AA-9	Worldwide Electric Corporation FLT 09/30/2028 TL		06/30/2023	SINKING FUND REDEMPTION		5,404	5,404	5,269	5,392	4	8		12		5,404				293	09/30/2028	4.C Z
..93000*-AB-7	Worldwide Electric Corporation FLT 09/30/2028 Revolver		05/28/2023	SINKING FUND REDEMPTION		74,534	74,534	73,499	73,521	858	154		1,012		74,534				2,950	09/30/2028	4.C Z
..979598-AA-3	WOODLAND FOODS INC FLT 12/01/2027 TERM LOAN		06/30/2023	SINKING FUND REDEMPTION		2,612	2,612	2,559	2,384	224	4		228		2,612				141	12/01/2027	5.A
..979598-AB-1	WOODLAND FOODS INC FLT 12/01/2027 REVOLVER		06/26/2023	SINKING FUND REDEMPTION		76,295	76,295	76,148	68,451	7,741	104		7,845		76,295				2,635	12/01/2027	5.B GI
..98876*-AA-3	ZIYAD FLT 02/09/2028 TERM LOAN		06/30/2023	SINKING FUND REDEMPTION		1,433	1,433	1,404	1,431		2		2		1,433				70	02/09/2028	5.B GI
..98876*-AB-1	ZB Holdco, LLC (Ziyad) FLT 02/09/2028 DDTL		06/30/2023	SINKING FUND REDEMPTION		716	716	709							716				30	02/09/2028	4.C Z
..BC0120-73-2	SBP Holdings, LP FLT 03/27/2028 TL		05/31/2023	SINKING FUND REDEMPTION		6,097	6,097	5,883			5		5		6,097					03/27/2028	4.C Z
..BC0120-73-2	SBP Holdings, LP FLT 03/27/2028 Revolver		04/05/2023	VARIOUS		35,492	35,492	35,492							35,492				7,720	03/27/2028	4.C Z
..BC0120-73-2	SBP Holdings, LP FLT 03/27/2028 DDTL		06/30/2023	SINKING FUND REDEMPTION		136	136	136							136				4	03/27/2028	4.C Z
..BC0125-80-3	ITI Intermodal Columbia FLT 12/21/2027 DDTL		06/30/2023	SINKING FUND REDEMPTION		1,516	1,516	1,469			1		1		1,516				1	12/21/2027	4.C Z

E05.8

STATEMENT AS OF JUNE 30, 2023 OF THE FARMERS INSURANCE EXCHANGE

SCHEDULE D - PART 4

Show All Long-Term Bonds and Stock Sold, Redeemed or Otherwise Disposed of During the Current Quarter

1	2	3	4	5	6	7	8	9	10	Change In Book/Adjusted Carrying Value					16	17	18	19	20	21	22	
										11	12	13	14	15								
CUSIP Identification	Description	For-foreign	Disposal Date	Name of Purchaser	Number of Shares of Stock	Consideration	Par Value	Actual Cost	Prior Year Book/Adjusted Carrying Value	Unrealized Valuation Increase/(Decrease)	Current Year's (Amortization)/Accretion	Current Year's Other Than Temporary Impairment Recognized	Total Change in Book/Adjusted Carrying Value (11 + 12 - 13)	Total Foreign Exchange Change in Book /Adjusted Carrying Value	Book/Adjusted Carrying Value at Disposal Date	Foreign Exchange Gain (Loss) on Disposal	Realized Gain (Loss) on Disposal	Total Gain (Loss) on Disposal	Bond Interest/Stock Dividends Received During Year	Stated Contractual Maturity Date	NAIC Designation, NAIC Designation Modifier and SVO Administrative Symbol	
..800126-47-1	New Forma FLT 03/31/2029 TL		06/30/2023	SINKING FUND REDEMPTION		1,751	1,751	1,699			2		2		1,751					50	03/31/2029	4.C Z
1909999999	Subtotal - Bonds - Unaffiliated Bank Loans					979,083	979,083	971,371	794,264	17,076	(8,634)		8,442		979,083					55,236	XXX	XXX
2509999997	Total - Bonds - Part 4					106,319,840	106,876,668	110,028,509	105,634,062	59,459	(185,901)	8	(126,450)		106,834,356		(514,516)	(514,516)		2,159,336	XXX	XXX
2509999998	Total - Bonds - Part 5					XXX	XXX	XXX	XXX	XXX	XXX	XXX	XXX	XXX	XXX	XXX	XXX	XXX	XXX	XXX	XXX	XXX
2509999999	Total - Bonds					106,319,840	106,876,668	110,028,509	105,634,062	59,459	(185,901)	8	(126,450)		106,834,356		(514,516)	(514,516)		2,159,336	XXX	XXX
4509999997	Total - Preferred Stocks - Part 4					XXX	XXX													XXX	XXX	
4509999998	Total - Preferred Stocks - Part 5					XXX	XXX	XXX	XXX	XXX	XXX	XXX	XXX	XXX	XXX	XXX	XXX	XXX	XXX	XXX	XXX	XXX
4509999999	Total - Preferred Stocks						XXX													XXX	XXX	
..02079K-10-7	ALPHABET INC EQUITY		06/16/2023	MERRILL LYNCH PIERCE FENNER & SMITH INC	300.000	37,218		17,827	26,619	(8,792)			(8,792)		17,827		19,390	19,390				
..026874-78-4	AMERICAN INTERNATIONAL GROUP INC EQUITY		06/16/2023	MERRILL LYNCH PIERCE FENNER & SMITH INC	289.000	16,560		7,005	18,276	(11,271)			(11,271)		7,005		9,554	9,554		197		
..037833-10-0	APPLE INC EQUITY		06/16/2023	MERRILL LYNCH PIERCE FENNER & SMITH INC	255.000	47,154		5,896	33,127	(27,232)			(27,232)		5,896		41,259	41,259		120		
..084670-70-2	BERKSHIRE HATHAWAY INC EQUITY		06/16/2023	MERRILL LYNCH PIERCE FENNER & SMITH INC	91.000	30,786		27,300	28,116	(816)			(816)		27,300		3,486	3,486				
..09857L-10-8	BOOKING HOLDINGS INC EQUITY		06/16/2023	MERRILL LYNCH PIERCE FENNER & SMITH INC	16.000	42,256		29,680	32,244	(2,565)			(2,565)		29,680		12,576	12,576				
..166764-10-0	CHEVRON CORP EQUITY		06/16/2023	MERRILL LYNCH PIERCE FENNER & SMITH INC	163.000	25,633		15,671	29,262	(13,591)			(13,591)		15,671		9,963	9,963		492		
..254709-10-8	DISCOVER FINANCIAL SERVICES EQUITY		06/16/2023	MERRILL LYNCH PIERCE FENNER & SMITH INC	127.000	14,646		4,530	12,422	(7,892)			(7,892)		4,530		10,115	10,115		165		
..25470M-10-9	DISH NETWORK CORP EQUITY		06/16/2023	MERRILL LYNCH PIERCE FENNER & SMITH INC	2,430.000	15,722		22,672	34,093	14,459	25,880		(11,421)		22,672		(6,950)	(6,950)				
..30231G-10-2	EXXON MOBIL CORP EQUITY		06/16/2023	MERRILL LYNCH PIERCE FENNER & SMITH INC	398.000	41,841		25,621	25,151	(16,503)			(16,503)		25,621		16,221	16,221		570		
..30303M-10-2	META PLATFORMS INC EQUITY		06/16/2023	MERRILL LYNCH PIERCE FENNER & SMITH INC	67.000	18,827		8,849	8,063	787			787		8,849		9,977	9,977				
..33616C-10-0	FIRST REPUBLIC BANK/CA EQUITY		05/03/2023	UBS SECURITIES LLC	1,006.000	294		14,064	122,621	(22,123)	86,434		(108,557)		14,064		(13,770)	(13,770)		272		
..40412C-10-1	HCA HEALTHCARE INC EQUITY		06/16/2023	MERRILL LYNCH PIERCE FENNER & SMITH INC	97.000	28,138		9,332	23,281	(13,949)			(13,949)		9,332		18,805	18,805		116		
..482480-10-0	KLA CORP EQUITY		06/16/2023	MERRILL LYNCH PIERCE FENNER & SMITH INC	52.000	24,174		5,322	19,603	(14,281)			(14,281)		5,322		18,853	18,853		135		
..56585A-10-2	MARATHON PETROLEUM CORP EQUITY		06/16/2023	MERRILL LYNCH PIERCE FENNER & SMITH INC	204.000	23,111		4,812	23,746	(18,933)			(18,933)		4,812		18,299	18,299		306		
..67103H-10-7	O'REILLY AUTOMOTIVE INC EQUITY		06/16/2023	MERRILL LYNCH PIERCE FENNER & SMITH INC	24.000	22,056		9,086	20,253	(11,168)			(11,168)		9,086		12,970	12,970				
..91913Y-10-0	VALERO ENERGY CORP EQUITY		06/16/2023	MERRILL LYNCH PIERCE FENNER & SMITH INC	214.000	24,441		9,686	27,142	(17,456)			(17,456)		9,686		14,755	14,755		437		
..666721-10-4	NORWEGIAN CRUISE LINE HOLDINGS LT EQUITY	C	06/16/2023	MERRILL LYNCH PIERCE FENNER & SMITH INC	1,160.000	22,191		12,702	14,198	(1,496)			(1,496)		12,702		9,489	9,489				
5019999999	Subtotal - Common Stocks - Industrial and Miscellaneous (Unaffiliated) Publicly Traded					435,048	XXX	230,055	498,217	(172,822)		112,314	(285,136)		230,055		204,992	204,992		2,810	XXX	XXX
5989999997	Total - Common Stocks - Part 4					435,048	XXX	230,055	498,217	(172,822)		112,314	(285,136)		230,055		204,992	204,992		2,810	XXX	XXX
5989999998	Total - Common Stocks - Part 5					XXX	XXX	XXX	XXX	XXX	XXX	XXX	XXX	XXX	XXX	XXX	XXX	XXX	XXX	XXX	XXX	XXX
5989999999	Total - Common Stocks					435,048	XXX	230,055	498,217	(172,822)		112,314	(285,136)		230,055		204,992	204,992		2,810	XXX	XXX
5999999999	Total - Preferred and Common Stocks					435,048	XXX	230,055	498,217	(172,822)		112,314	(285,136)		230,055		204,992	204,992		2,810	XXX	XXX
6009999999	Totals					106,754,888	XXX	110,258,564	106,132,279	(113,363)	(185,901)	112,322	(411,586)		107,064,411		(309,524)	(309,524)		2,162,146	XXX	XXX

E05.9

Schedule DB - Part A - Section 1 - Options, Caps, Floors, Collars, Swaps and Forwards Open

N O N E

Schedule DB - Part B - Section 1 - Futures Contracts Open

N O N E

Schedule DB - Part B - Section 1B - Brokers with whom cash deposits have been made

N O N E

Schedule DB - Part D - Section 1 - Counterparty Exposure for Derivative Instruments Open

N O N E

Schedule DB - Part D-Section 2 - Collateral for Derivative Instruments Open - Pledged By

N O N E

Schedule DB - Part D-Section 2 - Collateral for Derivative Instruments Open - Pledged To

N O N E

Schedule DB - Part E - Derivatives Hedging Variable Annuity Guarantees

N O N E

Schedule DL - Part 1 - Reinvested Collateral Assets Owned

N O N E

Schedule DL - Part 2 - Reinvested Collateral Assets Owned

N O N E

STATEMENT AS OF JUNE 30, 2023 OF THE FARMERS INSURANCE EXCHANGE

SCHEDULE E - PART 1 - CASH

Month End Depository Balances

1 Depository	2 Code	3 Rate of Interest	4 Amount of Interest Received During Current Quarter	5 Amount of Interest Accrued at Current Statement Date	Book Balance at End of Each Month During Current Quarter			9 *
					6 First Month	7 Second Month	8 Third Month	
Bancorp Bank					15,364	103,163	90,619	.XXX.
Bank of America					4,202,427	16,532,244	8,829,564	.XXX.
Bank of Oklahoma					5,360,678	(420,026)	1,428,837	.XXX.
Bank of West					23,287	3,763	2,188	.XXX.
BB&T Bank					7,192	8,778	118,778	.XXX.
Citibank					90,699,530	106,415,730	76,801,532	.XXX.
Comerica Bank					4,029	3,854	4,967	.XXX.
Commerce Bank					26,864	22,537	18,228	.XXX.
Fifth Third Bank					(48,190)	(53,734)	(63,121)	.XXX.
Huntington Bank					11,938	1,055	1,834	.XXX.
JP Morgan Chase Bank					(32,116,454)	122,255,508	107,249,155	.XXX.
Key Bank					219,590	237,528	249,376	.XXX.
M&T Bank					45,172	49,033	50,070	.XXX.
Old Second National Bank of Aurora					(25,170)	(24,456)	(24,067)	.XXX.
PNC Bank					181,271	(69,975)	163,787	.XXX.
ProAmerica Bank					826,017	1,018,512	43,907	.XXX.
Regions Financial Corporation					148,971	103,785	322,882	.XXX.
UMB Bank					4,371,000	3,206,000	3,206,000	.XXX.
Union Bank					98,930	124,400	159,687	.XXX.
U.S. Bank					703,227	838,542	386,605	.XXX.
Wells Fargo Bank					(14,135,656)	(10,516,675)	(9,642,906)	.XXX.
FHLBank San Francisco					1,690,583	1,956,036	1,963,902	.XXX.
AvenuInsights					180,000	180,000	180,000	.XXX.
US Bank					19,036,000	19,036,000	19,036,000	.XXX.
JP Morgan					3,355,000	3,355,000	3,355,000	.XXX.
State Street					100,000	100,000	100,000	.XXX.
0199998. Deposits in ... depositories that do not exceed the allowable limit in any one depository (See instructions) - Open Depositories	XXX	XXX						XXX
0199999. Totals - Open Depositories	XXX	XXX			84,981,599	264,466,602	214,032,823	XXX
0299998. Deposits in ... depositories that do not exceed the allowable limit in any one depository (See instructions) - Suspended Depositories	XXX	XXX						XXX
0299999. Totals - Suspended Depositories	XXX	XXX						XXX
0399999. Total Cash on Deposit	XXX	XXX			84,981,599	264,466,602	214,032,823	XXX
0499999. Cash in Company's Office	XXX	XXX	XXX	XXX				XXX
0599999. Total - Cash	XXX	XXX			84,981,599	264,466,602	214,032,823	XXX



SUPPLEMENT FOR THE QUARTER ENDING JUNE 30, 2023 OF THE FARMERS INSURANCE EXCHANGE

DIRECTOR AND OFFICER INSURANCE COVERAGE SUPPLEMENT

Year To Date For The Period Ended JUNE 30, 2023

NAIC Group Code 0069

NAIC Company Code 21652

Company Name FARMERS INSURANCE EXCHANGE

If the reporting entity writes any director and officer (D&O) business, please provide the following:

1. Monoline Policies

1 Direct Written Premium	2 Direct Earned Premium	3 Direct Losses Incurred
\$	\$	\$

2. Commercial Multiple Peril (CMP) Packaged Policies

- 2.1 Does the reporting entity provide D&O liability coverage as part of a CMP packaged policy? Yes [X] No []
- 2.2 Can the direct premium earned for D&O liability coverage provided as part of a CMP packaged policy be quantified or estimated? Yes [X] No []
- 2.3 If the answer to question 2.2 is yes, provide the quantified or estimated direct premium earned amount for D&O liability coverage in CMP packaged policies
- 2.31 Amount quantified:.....\$ 2,019,516
- 2.32 Amount estimated using reasonable assumptions:.....\$
- 2.4 If the answer to question 2.1 is yes, provide direct losses incurred (losses paid plus change in case reserves) for the D&O liability coverage provided in CMP packaged policies.\$ 530,838