

POSITIONED FOR
GROWTH



2024 ANNUAL REPORT



Company Profile

The world's only truly global mobile satellite communications company

Iridium Communications Inc. is the only commercial provider of voice and data satellite communications offering true global coverage. Iridium's L-band satellite network provides reliable service to mobile assets where terrestrial wireless and wireline networks are limited or do not exist. As a technology innovator and market leader, Iridium enables connections between people, organizations and assets to and from anywhere, in real time.

Iridium's architecture of 66 low-earth orbiting (LEO) satellites operates as a fully meshed, cross-linked network. This network's one-of-a-kind architecture minimizes the need for local ground infrastructure and facilitates the global reach of our services to allow connectivity in regions where we have no physical presence. The company continues to launch new, innovative products and services supported by its second generation of satellites, which support more capacity and higher data speeds.

Spanning oceans, airways and the polar regions, Iridium® solutions are ideally suited for industries such as maritime, aviation, recreation, emergency services, mining, forestry, oil and gas, heavy equipment, transportation and utilities. Iridium also provides service to the U.S. government, as well as other civil and government agencies around the world.

Together with its ecosystem of over 500 partner companies, Iridium delivers an innovative and rich portfolio of reliable solutions for markets that require truly global communications.

Focused on Growth

- We serve attractive and growing markets with favorable competitive dynamics.
- We benefit from a large, highly profitable recurring service revenue base and enjoy significant operating leverage created by a largely fixed-cost infrastructure.
- We anticipate significant new revenue and subscriber growth from the innovative new products and services supported by the global reach of our satellite constellation and L-band spectrum.
- We completed the acquisition of Satelles, Inc. in April 2024, establishing Iridium as the leader in highly secure satellite-based time and location services. We expect this service to be a source of substantial revenue growth.
- We announced that the 3GPP, the partnership through which national standards development organizations create technical specifications for mobile networks, accepted Iridium's request to extend the functionality of narrowband Internet of Things for Non-Terrestrial Networks (NTN) to include our frequencies in its next release. This will pave the way for Iridium's satellite service to be accessible via industry standard chipsets, furthering the Company's progress in developing and deploying its newest service, Iridium NTN DirectSM.

Forward-Looking Statements: Our shareholder letter and other portions of this annual report include "forward-looking statements" as defined in the Private Securities Litigation Reform Act of 1995 regarding the results, performance or achievements of Iridium. Words such as "will," "expect," "believe" and similar expressions are used to identify these forward-looking statements. Such statements involve risks, uncertainties and other factors that may cause the actual results, performance or achievements of Iridium to differ materially from those expressed in such forward-looking statements. These risks and uncertainties include, but are not limited to, those factors listed in the "Risk Factors" sections of our Annual Report on Form 10-K and Quarterly Reports on Form 10-Q (available through the Investor Relations section of our website at iridium.com). Our forward-looking statements speak only as of the date of the letter or as of the date they are made, and we undertake no obligation to update them.

Cover: Dramatization of Iridium use case.

Financial Highlights

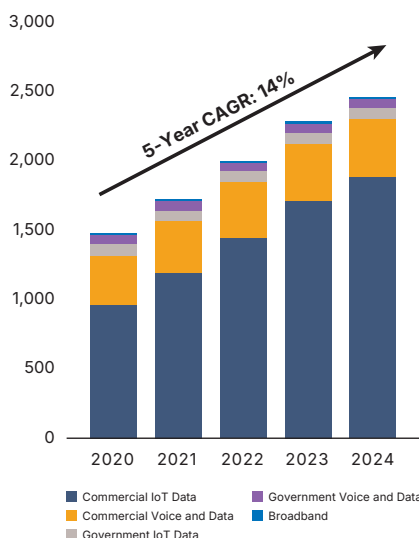
(in millions, except for subscriber data)

	2020	2021	2022	2023	2024
Iridium Communications Inc.					
Total Revenue	\$ 583.4	\$ 614.5	\$ 721.0	\$ 790.7	\$ 830.7
Total Service	\$ 463.1	\$ 492.0	\$ 534.7	\$ 584.5	\$ 614.9
Subscriber Equipment	\$ 86.1	\$ 92.1	\$ 134.7	\$ 105.1	\$ 91.4
Engineering and Support Service	\$ 34.2	\$ 30.4	\$ 51.6	\$ 101.1	\$ 124.4
Net Income (Loss)	\$ (56.1)	\$ (9.3)	\$ 8.7	\$ 15.4	\$ 112.8
Operational EBITDA (OEBITDA)*	\$ 355.6	\$ 378.2	\$ 424.0	\$ 463.1	\$ 470.6
Subscribers	1,476,000	1,723,000	1,999,000	2,279,000	2,460,000
Capital Expenditures	\$ 38.7	\$ 42.1	\$ 71.3	\$ 73.5	\$ 69.9
Net Debt	\$ 1,392.9	\$ 1,300.2	\$ 1,335.9	\$ 1,428.1	\$ 1,714.2
Commercial					
Service Revenue	\$ 362.2	\$ 388.1	\$ 428.7	\$ 478.5	\$ 508.6
Voice and Data	\$ 168.6	\$ 175.6	\$ 193.1	\$ 219.2	\$ 226.1
IoT Data	\$ 97.0	\$ 110.9	\$ 125.0	\$ 141.0	\$ 166.2
Broadband	\$ 36.0	\$ 43.0	\$ 51.1	\$ 57.9	\$ 56.1
Hosted Payload and Other Data Services	\$ 60.6	\$ 58.6	\$ 59.5	\$ 60.3	\$ 60.2
Subscribers	1,324,000	1,576,000	1,860,000	2,134,000	2,319,000
Voice and Data	350,000	370,000	397,000	408,000	415,000
IoT Data	962,000	1,193,000	1,448,000	1,709,000	1,887,000
Broadband	11,700	13,200	15,000	16,700	16,600
Government					
Service Revenue	\$ 100.9	\$ 103.9	\$ 106.0	\$ 106.0	\$ 106.3
Subscribers	152,000	147,000	139,000	145,000	141,000
Voice and Data	62,000	65,000	60,000	62,000	62,000
IoT Data	90,000	82,000	79,000	83,000	79,000

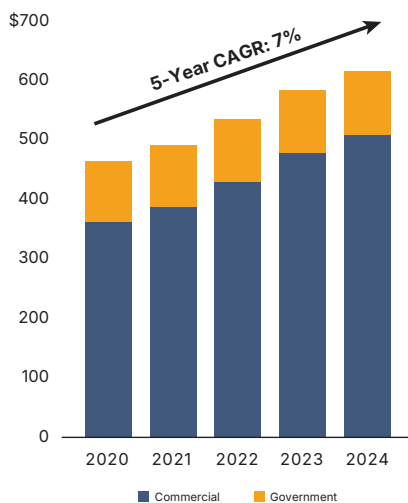
Note: Totals may differ from the sum of the individual items due to rounding.

* See inside back cover and Investor Relations webpage at www.iridium.com for a discussion and reconciliation of this non-GAAP financial measure.

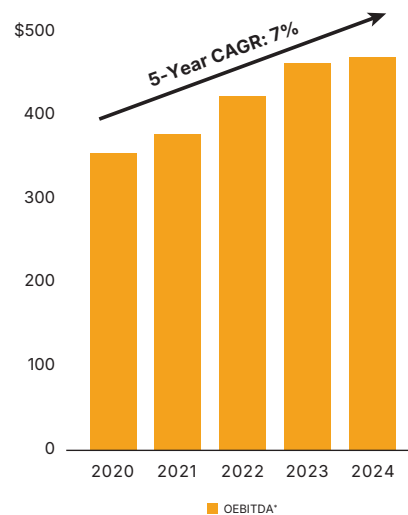
Global Subscribers
(subscribers in thousands)



Total Service Revenue
(dollars in millions)



Operational EBITDA
(dollars in millions)



Dear Fellow Shareholders:

Investment was a key theme for Iridium in 2024, as we continued to focus on the future and utility of our one-of-a-kind satellite constellation. We invested in our people and enhanced our position in emerging industries that we believe will generate long-term demand for our services and benefit our shareholders.

Iridium goes to market through an extensive and growing ecosystem of technology and distribution partners – more than 500 companies worldwide. This broad expanse of relationships, threading many geographies and industries, gives us unique insight into global communications trends and the challenges that companies face at an operational level. Over the years we've successfully navigated the forces shaping our industry and overcome operational and competitive challenges to achieve financial independence, profitability and our leadership position. This is no small accomplishment in the capital-intensive world of space and satellites, and has positioned us well to thrive in the future.

Iridium has carved out a unique niche in telecommunications which is complementary and resilient to the many newer entrants into communications from space. From location-based services and telemetry to reliable, real-time transmission of mission-critical data, Iridium fills a gap in global telecommunications that keeps companies up and running and our customers connected, even in the most remote places.

With global spectrum licenses, Iridium is one of the very few companies that can be certified by international regulatory bodies for safety services in the maritime and aviation sectors. Our network supports mission-critical communications that keep essential infrastructure operating efficiently and people safe from harm. Our network also provides a secure and private service for the U.S. government to connect individuals and assets all over the world. This work is a source of pride for the "Iridium family" – which includes our global partner ecosystem – and sets us apart from other satellite companies.

In 2024, we continued to expand our partner ecosystem by onboarding more than 30 new partners into this family. We also broadened our reach to new industries and customers.



Matthew J. Desch
Chief Executive Officer



With the growing prevalence of jamming and spoofing technologies, Iridium Satellite Time and Location® (STL®) is increasingly being used as a failsafe for GPS-reliant services. Iridium's satellite-based position, navigation and timing services can efficiently relay performance and sensory data to controllers for exception reporting and real-time analysis. This functionality is enhanced by Iridium CloudConnect, which helps users reduce engineering work to lower operating costs and expedite new product development.



In industries like agriculture, construction, forestry and mining, Iridium's low-earth, polar-orbiting satellites help to monitor remote assets and maintain connectivity to enhance operational efficiency and safety. Agricultural and industrial equipment manufacturers have come to rely on Iridium's global IoT data services to provide reliable connectivity, fill gaps in communications coverage and alert users to equipment outages.



Iridium's small antennas and system designs support a wide range of applications to command and control unmanned aircraft and uncrewed maritime vehicles. Our reliable beyond-line-of-sight communications allow remote-piloted vessels to conduct critical survey work, enforce regulations and ferry medical supplies and packages for humanitarian relief.

In April, we completed the acquisition of Satelles, Inc., establishing Iridium as the leader in highly secure, satellite-based position, navigation and timing (PNT) services. Our new PNT business complements and protects GPS and other satellite positioning systems. Time synchronization and location data play an important role in the global economy, particularly for critical infrastructure supporting financial services, telecommunications, cyber-security and transportation. We believe Iridium PNT is the most powerful and globally encompassing capability in this growing field and will be a source of substantial revenue growth for our company moving forward, reaching \$100 million in annual service revenue by the end of the decade.

Iridium was also awarded a number of long-term contracts by the U.S. government in 2024 that further our ongoing collaboration with our oldest customer. The U.S. Space Force awarded Iridium a new five-year \$94 million contract in June to provide support for our longstanding Iridium EMSS program that provides unlimited narrowband communication services to the government at a fixed price. The Space Development Agency (SDA) also upsized and extended its contract with Iridium to build, integrate and manage ground operations for its new low-earth orbit (LEO) communications network. Our work with the SDA is highly strategic and aligns Iridium closely with the U.S. government's long-term space priorities. Together, these contracts call on Iridium to provide critical operational support, including infrastructure and security enhancements, to some of the government's most important space-based programs. These multi-year initiatives aid our long-term EMSS program and position us well to continue growing our business with this longstanding customer.

In response to industry feedback in 2024, Iridium pivoted from a proprietary to a standards-based approach for the emerging satellite Direct-to-Device (D2D) industry. We moved quickly to align with the 3rd Generation Partnership Project (3GPP) – the industry organization that creates and approves new technical specifications for mobile networks – and secured support for Iridium's technology and frequencies to be included in the upcoming version of 5G standards. This effort is the foundation for our new narrowband IoT service,

which we are calling Iridium NTN Direct. It will allow Iridium's satellite network to be accessible by standard 5G telecommunications chipsets used for cellular and terrestrial IoT devices. We're excited about the potential this collaboration with industry manufacturers provides for Iridium to more easily connect to smartphones, laptops, watches, automobiles and other consumer applications, and the new revenue it will unlock as these devices roam onto our network in the coming years.

We are currently readying our satellites and investing in new gateway processing technology to test and demonstrate this new service to customers during 2025. We believe our new Iridium NTN Direct service will be one of the most reliable and globally accessible services in the emerging D2D industry. It will support messaging anywhere in the world and be complementary to other more regionally focused D2D solutions, like those from Starlink, AST SpaceMobile, or even from Apple. This is a growing market, and Iridium is well-positioned to begin generating new service revenue here starting in 2026.

An Industry in Growth

Iridium has been connecting consumer devices from space for many years, and our personal communications partners like Garmin, Zoleo, Bivy, and others sell an array of devices targeting recreational users who want to stay connected when "off the grid." Our success serving these customers is in part due to the global reach of our LEO network, but also based upon our experience in supporting lightweight, battery-efficient, small-form-factor devices. In 2024, we introduced new Iridium Certus IoT technology that allows these partners to now send pictures and voice messages over our network, augmenting the tracking, texting and S.O.S. functionality around which the industry has previously grown.

After 40 years of operation, the traditional cellular industry still covers less than 15% of the planet's surface. However, the prospect of adding satellite service to conventional cellular plans has sparked a renaissance for Mobile Network Operators and offers a new opportunity to connect their IoT, smartphone and wearable devices through satellites like ours to extend their utility well beyond the reach of traditional cellular towers.





Iridium's rugged equipment is employed by event organizers and participants to enhance safety and two-way communications during extreme sporting events, like the Rebelle Rally, Baja 1000 and IMOCA series. Weather-resilient, real-time connections support navigation and location services and have proved invaluable under the most inhospitable conditions.



Pilots rely on Iridium's suite of voice and data services to support situational awareness and flight deck safety for commercial pilots, business jets, and general aviation. Fixed-wing and rotary aircraft using Iridium Certus® broadband and midband terminals also enjoy the fastest L-band transmissions in the aviation industry.

Position, Navigation & Timing

Acquisition and Integration of Satelles PNT Services



- In April 2024, Iridium acquired Satelles, Inc., its first ever acquisition. The deal established Iridium as the leader in highly secure, satellite-based Position, Navigation & Timing (PNT) services that complement and protect GPS and other Global Navigation Satellites System (GNSS)-reliant systems.
- Transmitted from Iridium’s low-earth orbit network, Iridium’s Satellite Time and Location (STL) signal is about 1,000 times stronger than GPS or GNSS, allowing it to penetrate buildings and other hard-to-reach areas with only a receiver and small antenna. The reliable signal makes it easy to secure GPS and other GNSS-reliant systems from vulnerabilities like spoofing and jamming.
- This new service increases the breadth of Iridium’s portfolio of solutions and will help to secure critical infrastructure, data centers, 5G base stations and applications across the aviation, maritime, land mobile and IoT sectors. This service is being rolled out to Iridium’s global ecosystem of more than 500 business partners under the name Iridium Satellite Time and Location.
- Iridium anticipates that its PNT services will generate over \$100 million in service revenue per year by 2030, with additional revenue from equipment and engineering.



A number of satellite constellations have emerged to also enable D2D connections to consumer devices, like Starlink and AST SpaceMobile. These satellite companies are focused on filling in “dead zones” within a few regional markets around the world where terrestrial cellular frequencies can be utilized without creating interference in adjacent markets. Iridium is complementary to these emerging D2D offerings, because our global L-band authorizations allow us to provide critical safety services to much of the earth where these other services cannot reach. This leaves a large canvas for Iridium’s growth.

Direct-to-Device is only one application driving the growing industry investment in space. Capital deployment in recent years has funded new launch platforms and space initiatives, each with promises of delivering efficiencies, tackling myriad problems and unlocking new revenue streams in an industry that is known for its long timelines. The sheer volume of capital flowing into the space industry is helping create lower-cost satellite components and platforms, reducing launch costs and bringing new ideas into the industry – all advancements that Iridium will be able to leverage when we start to consider a follow-on constellation in the next decade.

2024 Financial Review

In 2024, we delivered 5% service revenue growth and exceeded our full-year guidance on OEBITDA, while also making important investments for long-term growth.

In our commercial business, we continued to see healthy demand for voice and data services, owed to ongoing demand for Push-to-Talk services and market share gains in regions where competitors faced some operational challenges. Strength in IoT was broad based across our industrial IoT partners, and was also fueled by a new two-year, fixed-price contract with a large consumer products partner. The agreement guaranteed Iridium’s revenue growth while providing our partner with added flexibility to simplify their retail subscriber plans as they expanded their service offering. Within broadband, we continued to feel the effects of an ongoing migration of a small group of maritime customers from primary to back-up service plans. We expect this migration will be completed in the coming year, and the introduction of our new Iridium Certus GMDSS terminals will solidify our strong market position and even spur new revenue and subscriber growth.



The freight industry relies on Iridium’s IoT solutions to enhance operations management and support dual-mode transmissions for vehicles moving between urban and rural environments. Critical data and diagnostics, such as engine performance, signaling information and brake times, are relayed over Iridium’s network to help vehicles operate safely and keep transportation infrastructure operating efficiently.



Iridium is uniquely positioned to support conservation work with scientists to help educate and protect cultural heritage sites. Wildlife conservation and resource management leverage Iridium’s global footprint to track endangered animals and monitor natural resources. Iridium is proud to support organizations, like the Smithsonian Institute, the National Zoo and National Geographic, to extend their technical capabilities and geographic reach.



Iridium's powerful, highly mobile communications technology supports mission-critical applications with the U.S. government. Our constellation of 66 interlinked satellites is designed for reliable voice services and data transmission. Users, regardless of geographic deployment, benefit from devices that contain integrated location-based services and dedicated two-way emergency S.O.S. Our most specialized handsets are capable of Type 1 encryption and accredited by the U.S. National Security Agency for Top Secret communications.

On the government side of our business, we continue to see strong collaboration for new equipment and revenue growth, reflecting the terms of our long-term, fixed-price EMSS contract covering our voice and IoT portfolios.

Beyond service revenue, new contracts with the U.S. government drove record engineering and support revenue in 2024. This growth helped to offset a decline in subscriber equipment, as sales returned to historical norms following a period of heightened demand related to supply chain disruptions and customer stock ups.

Capital Generation and Shareholder Returns

We are well on our way to achieving the long-term guidance that we unveiled in 2023 to deliver \$1 billion in Service Revenue in 2030 and generate approximately \$3 billion in free cash flow over that eight-year period. Our strong capital position continues to support business investment and the return of capital to shareholders.

In 2024, we retired approximately 14 million shares of stock and returned close to a half-billion dollars to investors, which included close to \$65 million in quarterly dividend payments. Since we initiated our shareholder-friendly activities in 2021, Iridium has retired close to 30 million shares of stock and returned over \$1.2 billion of capital in dividends and share repurchases! We are very proud of these accomplishments and expect that continued revenue growth and free cash flow generation will support these shareholder-friendly activities into the future.

Wind at Our Back

As we look forward, we feel very good about Iridium's market position and prospects for business growth and capital returns.

Iridium enters 2025 with momentum, a strong capital position and strength relative to our L-band competitors. Business visibility through our extensive partner ecosystem gives us confidence in our near- and long-term growth projections, while we also make investments in new product development.

Iridium also benefits from a strong corporate culture and is fortunate to have an innovative, passionate and highly engaged team focused on



Renewable energies, like solar and wind, rely on Iridium's reliable, global network to deliver real-time sensory data to monitor remote infrastructure and minimize costly transmission losses and downtime. Satellite connectivity also supports safety for lone workers who service these assets in remote locations.

our mission to connect the world and keep it safe. We understand our technical strengths and the industry applications that will position Iridium for long-term growth and success.

This is an exciting time to be working with Iridium. Our partners are engaged and focused on expanding their use of Iridium Connected® solutions. Our portfolio of products and services is growing rapidly, and new investments in alternate PNT and standards-based D2D show great promise to accelerate our growth in the coming years.



Matthew J. Desch
Chief Executive Officer
March 2025



Iridium's broadband technology is commonplace in the maritime industry and often employed as a companion service on maritime vessels to support mission-critical applications and crew welfare. Iridium's truly global coverage and reliability, however, are the characteristics that have allowed it to receive certifications for Global Maritime Distress & Safety System service - an alert and rescue service for vessels in danger.



UNITED STATES
SECURITIES AND EXCHANGE COMMISSION

Washington, D.C. 20549

FORM 10-K

(Mark One)

ANNUAL REPORT PURSUANT TO SECTION 13 OR 15(d) OF THE SECURITIES EXCHANGE ACT OF 1934
For the fiscal year ended December 31, 2024

OR

TRANSITION REPORT PURSUANT TO SECTION 13 OR 15(d) OF THE SECURITIES EXCHANGE ACT OF 1934
For the transition period from _____ to _____
Commission File Number 001-33963

Iridium Communications Inc.

(Exact name of registrant as specified in its charter)

DE

(State or other jurisdiction of
incorporation or organization)

26-1344998

(I.R.S. Employer
Identification No.)

1750 Tysons Boulevard, Suite 1400, McLean, VA 22102

(Address of principal executive offices, including zip code)

703-287-7400

(Registrant's telephone number, including area code)

Securities Registered Pursuant to Section 12(b) of the Act:

<u>Title of Each Class</u>	<u>Trading Symbol</u>	<u>Name of Each Exchange on Which Registered</u>
Common Stock, \$0.001 par value	IRDM	The Nasdaq Stock Market LLC (Nasdaq Global Select Market)

Securities Registered Pursuant to Section 12(g) of the Act: None

Indicate by check mark if the registrant is a well-known seasoned issuer, as defined in Rule 405 of the Securities Act. Yes No

Indicate by check mark if the registrant is not required to file reports pursuant to Section 13 or Section 15(d) of the Act. Yes No

Indicate by check mark whether the registrant (1) has filed all reports required to be filed by Section 13 or 15(d) of the Securities Exchange Act of 1934 during the preceding 12 months (or for such shorter period that the registrant was required to file such reports), and (2) has been subject to such filing requirements for the past 90 days. Yes No

Indicate by check mark whether the registrant has submitted electronically every Interactive Data File required to be submitted pursuant to Rule 405 of Regulation S-T (§ 232.405 of this chapter) during the preceding 12 months (or for such shorter period that the registrant was required to submit such files). Yes No

Indicate by check mark whether the registrant is a large accelerated filer, an accelerated filer, a non-accelerated filer, a smaller reporting company, or an emerging growth company. See the definitions of "large accelerated filer," "accelerated filer," "smaller reporting company," and "emerging growth company" in Rule 12b-2 of the Exchange Act. (Check one):

Large Accelerated Filer	<input checked="" type="checkbox"/>	Accelerated Filer	<input type="checkbox"/>
Non-Accelerated Filer	<input type="checkbox"/>	Smaller Reporting Company	<input type="checkbox"/>
		Emerging Growth Company	<input type="checkbox"/>

If an emerging growth company, indicate by check mark if the registrant has elected not to use the extended transition period for complying with any new or revised financial accounting standards provided pursuant to Section 13(a) of the Exchange Act.

Indicate by check mark whether the registrant has filed a report on and attestation to its management's assessment of the effectiveness of its internal control over financial reporting under Section 404(b) of the Sarbanes-Oxley Act (15 U.S.C. 7262(b)) by the registered public accounting firm that prepared or issued its audit report.

If securities are registered pursuant to Section 12(b) of the Act, indicate by check mark whether the financial statements of the registrant included in the filing reflect the correction of an error to previously issued financial statements.

Indicate by check mark whether any of those error corrections are restatements that required a recovery analysis of incentive-based compensation received by any of the registrant's executive officers during the relevant recovery period pursuant to § 240.10D-1(b).

Indicate by check mark whether the registrant is a shell company (as defined in Rule 12b-2 of the Exchange Act). Yes No

The aggregate market value of the voting and non-voting common equity held by non-affiliates computed by reference to the price at which the common equity was last sold as of June 30, 2024, the last business day of the registrant's most recently completed second fiscal quarter, was approximately \$2,409.2 million.

The number of shares of the registrant's common stock, par value \$0.001 per share, outstanding as of February 7, 2025 was 108,839,159.

DOCUMENTS INCORPORATED BY REFERENCE

Portions of the registrant's definitive proxy statement for its 2025 annual meeting of stockholders to be filed pursuant to Regulation 14A with the Securities and Exchange Commission not later than 120 days after the registrant's fiscal year end of December 31, 2024, are incorporated by reference into Part III of this Form 10-K.

IRIDIUM COMMUNICATIONS INC.

**ANNUAL REPORT ON FORM 10-K
Year Ended December 31, 2024**

TABLE OF CONTENTS

PART I

Item 1.	<u>Business</u>	2
Item 1A.	<u>Risk Factors</u>	24
Item 1B.	<u>Unresolved Staff Comments</u>	39
Item 1C.	<u>Cybersecurity</u>	39
Item 2.	<u>Properties</u>	41
Item 3.	<u>Legal Proceedings</u>	41
Item 4.	<u>Mine Safety Disclosures</u>	41

PART II

Item 5.	<u>Market for Registrant’s Common Equity, Related Stockholder Matters and Issuer Purchases of Equity Securities</u>	42
Item 6.	<u>[Reserved]</u>	44
Item 7.	<u>Management’s Discussion and Analysis of Financial Condition and Results of Operations</u>	44
Item 7A.	<u>Quantitative and Qualitative Disclosures About Market Risk</u>	54
Item 8.	<u>Financial Statements and Supplementary Data</u>	55
Item 9.	<u>Changes in and Disagreements with Accountants on Accounting and Financial Disclosure</u>	88
Item 9A.	<u>Controls and Procedures</u>	88
Item 9B.	<u>Other Information</u>	91
Item 9C.	<u>Disclosure Regarding Foreign Jurisdictions that Prevent Inspections</u>	91

PART III

Item 10.	<u>Directors, Executive Officers and Corporate Governance</u>	92
Item 11.	<u>Executive Compensation</u>	92
Item 12.	<u>Security Ownership of Certain Beneficial Owners and Management and Related Stockholder Matters</u>	92
Item 13.	<u>Certain Relationships and Related Party Transactions, and Director Independence</u>	92
Item 14.	<u>Principal Accountant Fees and Services</u>	92

PART IV

Item 15.	<u>Exhibits, Financial Statement Schedules</u>	93
Item 16.	<u>Form 10-K Summary</u>	95
	<u>SIGNATURES</u>	96

Forward-Looking Statements

This report contains forward-looking statements within the meaning of the Private Securities Litigation Reform Act of 1995. For this purpose, any statements contained herein that are not statements of historical fact may be deemed to be forward-looking statements. Such forward-looking statements include those that express plans, anticipation, intent, contingencies, goals, targets or future developments or otherwise are not statements of historical fact. Without limiting the foregoing, the words “believes,” “anticipates,” “plans,” “expects,” “intends” and similar expressions are intended to identify forward-looking statements. These forward-looking statements are based on our current expectations and projections about future events, and they are subject to risks and uncertainties, known and unknown, that could cause actual results and developments to differ materially from those expressed or implied in such statements. The important factors discussed under the caption “Risk Factors” in this Form 10-K could cause actual results to differ materially from those indicated by forward-looking statements made herein. We undertake no obligation to publicly update or revise any forward-looking statements, whether as a result of new information, future events or otherwise.

PART I

Item 1. Business

Business Overview

Iridium Communications Inc. (“we,” “us,” or “Iridium”) is the only commercial provider of communications services offering true global coverage, connecting people, organizations and assets to and from anywhere, in real time. Our low-earth orbit (LEO), L-band network provides reliable, weather-resilient communications services to regions of the world where terrestrial wireless or wireline networks do not exist or are limited, including remote land areas, open ocean, airways, the polar regions, and regions where the telecommunications infrastructure has been affected by political conflicts or natural disasters.

We provide voice and data communications services to businesses, the U.S. and foreign governments, non-governmental organizations, and consumers via our satellite network, which has an architecture of 66 operational satellites with in-orbit spares and related ground infrastructure. We utilize an interlinked mesh architecture to route traffic across our satellite constellation using radio frequency crosslinks between satellites. This unique architecture minimizes the need for local ground facilities to support the constellation, which facilitates the global reach of our services and allows us to offer services in countries and regions where we have no physical presence.

The current Iridium[®] constellation was completed in 2019, fully replacing our first-generation system. In addition to supporting new products with higher data speeds, it hosts the Aireon[®] system, which provides a global air traffic surveillance service through a series of automatic dependent surveillance-broadcast, or ADS-B, receivers on our satellites. We formed Aireon LLC in 2011, with subsequent investments from several air navigation service providers, or ANSPs, to develop and market this service. Aireon has contracted to provide surveillance and other services to ANSPs and other customers around the world. Aireon has also contracted to pay us a fee to host the ADS-B receivers on our satellites, as well as data service fees for the delivery of the air traffic surveillance data over the Iridium system. In addition, we have an agreement with L3Harris Technologies, Inc., or L3Harris, the manufacturer of the Aireon hosted payload, pursuant to which L3Harris pays us fees to allocate the remaining hosted payload capacity to its customers and data service fees on behalf of these customers.

Our commercial business, which we view as our primary source of long-term growth, is diverse and serves markets such as emergency services, maritime, aviation, government, utilities, oil and gas, mining, recreation, forestry, heavy equipment, construction, railways and other transportation. Many of our end users view our products and services as critical to their daily operations and integral to their communications and business infrastructure. For example, multinational corporations in various sectors use our services for business telephony, email and data transfer, including telematics and personal location tracking, and to provide mobile communications services for employees in areas inadequately served by other telecommunications networks. Commercial enterprises use our services to track assets in remote areas and provide telematics information such as location and engine diagnostics. Ship crews and passengers use our services for ship-to-shore calling, as well as to send and receive email and data files, and to receive electronic media, weather reports, emergency bulletins and electronic charts. Shipping operators use our services to manage operations on board ships and to transmit data, such as course, speed, fuel, weather and other navigation service data, as well as for emergency services, as one of only two networks currently approved to provide Global Maritime Distress and Safety System (GMDSS) services. Aviation end users use our services for air-to-ground telephony and data communications for position reporting, flight following, emergency tracking, weather information, electronic flight bag updates, and airline operational communications. Recreational users rely on our services as a safety and critical personal communications lifeline to remain in contact with friends and family, as well as for emergency distress signals. We have also seen growing adoption of our services to support autonomous systems, for which Iridium is used for command and control, image transmission and environmental data gathering via unmanned aerial, underwater and surface vehicles. Iridium Certus[®] provides a platform for our partners to develop specialized broadband and midband (a term we use to describe services between our legacy 2.4 Kbps narrowband and our 128 Kbps and higher broadband offerings) applications on our network. In 2024, we introduced additional Iridium Certus offerings that enable IoT applications to send more data, with greater security and natively delivered via cloud infrastructure. With broadband services provided for the maritime, land-mobile and aviation industries and a midband service designed for maximum mobility, Iridium Certus offers the flexibility to scale device speeds, sizes and power requirements both up and down based on the needs of the end-user. We expect that these and future Iridium Certus service offerings will continue to drive growth opportunities in our commercial business.

In 2024, we acquired Satelles, Inc., a provider of highly secure, satellite-based position, navigation and timing (PNT) services that complement and protect GPS and other Global Navigation Satellite System, or GNSS, reliant systems. Time synchronization and location data play an important role in the global economy, particularly for major industries supported by critical infrastructure, such as financial services, telecommunications, cyber-security and transportation. We believe the

acquisition of Satelles's business could generate substantial growth in our service revenue, as well as incremental equipment and engineering services revenue over the coming years from both government and commercial customers.

The U.S. government, directly and indirectly, has been and continues to be our largest single customer, generating \$223.3 million in service and engineering and support service revenue, or 27% of our total revenue, for the year ended December 31, 2024. This does not include revenue from the sale of equipment that may be ultimately purchased by U.S. or non-U.S. government agencies through third-party distributors, or airtime services purchased by U.S. or non-U.S. government agencies that are provided through our commercial gateway, as we lack specific visibility into these activities and the related revenue. We operate primarily under a multi-year, fixed-price contract with the U.S. government, which we refer to as our Enhanced Mobile Satellite Services, or EMSS, contract to provide specified satellite airtime services for an unlimited number of U.S. Department of Defense, or DoD, and other federal government subscribers. The EMSS contract, entered into in September 2019, has a total value of \$738.5 million over its seven-year term, through September 2026, with annual revenues between \$100 million and \$110.5 million over the term. We provide other services, such as Iridium Certus, to the U.S. government under separate arrangements for an additional fee.

The U.S. government owns and operates a dedicated gateway that is only compatible with our satellite network. The U.S. armed services, State Department, Department of Homeland Security, Federal Emergency Management Agency, or FEMA, Customs and Border Protection, and other U.S. government agencies, as well as other nations' governmental agencies, use our voice and data services for a wide variety of applications. Our voice and data products are used for numerous primary and backup communications solutions, including logistical, administrative, morale and welfare, tactical, and emergency communications. In addition, our products are installed in ground vehicles, ships, and rotary- and fixed-wing aircraft and are used for command-and-control and situational awareness purposes. Our satellite network provides increased network security to the U.S. government because traffic is routed across our satellite constellation before being brought down to earth through the dedicated, secure U.S. government gateway. The U.S. government has made, and continues to make, significant investments to upgrade its dedicated gateway, to purchase our voice and data devices, and to invest directly and indirectly in research and development and implementation support for additional services on our network, such as Distributed Tactical Communications Services, or DTCS, and Iridium Certus.

We also provide engineering and support services to the U.S. government under a contract awarded by the Space Development Agency in May 2022 to General Dynamics Mission Systems, with Iridium as a subcontractor, which we refer to as the SDA contract. Under this contract, General Dynamics Mission Systems and Iridium will build ground entry points and operations centers for the Proliferated Warfighter Space Architecture (PWSA), as well as provide network operations and systems integration services for the SDA's next tranche of proliferated low-earth orbit satellites.

We sell our products and services to commercial end users through a wholesale distribution network, encompassing approximately 110 service providers, approximately 310 value-added resellers, or VARs, and approximately 85 value-added manufacturers, or VAMs, which create and sell technology that uses the Iridium network either directly to the end user or indirectly through other service providers, VARs or dealers. These distributors often integrate our products and services with other complementary hardware and software and have developed a broad suite of applications using our products and services to target specific lines of business. We expect that demand for our services will increase as more applications are developed and deployed that utilize our technology.

At December 31, 2024, we had approximately 2,460,000 billable subscribers worldwide, representing an 8% increase compared to December 31, 2023. Total revenue increased from \$790.7 million in 2023 to \$830.7 million in 2024, representing a 5% increase.

Industry

We compete primarily in the mobile satellite services sector of the global communications industry. Mobile satellite services operators provide voice and data services to people and machines using a network of satellites and ground facilities. Mobile satellite services are intended to meet users' needs for connectivity in all locations where terrestrial wireless and wireline communications networks do not exist, do not provide sufficient coverage, or are impaired, including rural and developing areas that lack adequate wireless or wireline networks, airways, ocean and polar regions where few alternatives exist, and regions where the telecommunications infrastructure has been affected by political conflicts or natural disasters.

Government organizations, including military and disaster response agencies, non-governmental organizations, and industrial operations and support teams depend on mobile and fixed voice and data satellite communications services on a regular basis. Businesses with global operations require reliable communications services when operating in remote locations around the

world. Mobile satellite services users span many sectors, including emergency services, maritime, aviation, government, utilities, oil and gas, mining, recreation, forestry, heavy equipment, construction, railways and other transportation, among others. Many of our customers view satellite communications services as critical to their daily operations.

We believe that growth in the terrestrial wireless industry has increased awareness of the need and higher expectations for reliable mobile voice and data communications services. In addition, despite significant penetration and competition, terrestrial wireless systems do not cover a large majority of the earth's surface and are focused mainly in those areas where people live, excluding oceans and other remote regions where ships, airplanes and other remote assets may be. By offering mobile communications services with global voice and data coverage, mobile satellite service providers address the demand from businesses, governments and individuals for connectivity and reliability in locations not consistently served by wireline and wireless terrestrial networks.

The mobile satellite services sector of the global telecommunications industry also benefits from the continued development of innovative, lower-cost technology and applications integrating mobile satellite products and services, including the continued advancement of IoT. We believe that growth in demand for mobile satellite services is driven in large part by the declining cost of these services, the diminishing size and lower costs of voice, data and IoT devices, the rollout of new applications tailored to the specific needs of customers across a variety of markets, and expansion into new international markets.

Communications industry sectors include:

- mobile satellite services, which provide customers with voice and data connectivity to mobile and fixed devices using ground facilities and networks of geostationary, or GEO, satellites operating in licensed L-band or S-band frequencies, which are located approximately 22,300 miles above the equator, medium earth orbit satellites, which orbit between approximately 6,400 and 10,000 miles above the earth's surface, or low earth orbit, or LEO, satellites, such as those in our constellation, which orbit between approximately 300 and 1,000 miles above the earth's surface;
- very small aperture terminal, or VSAT, satellite services (previously referred to as fixed satellite services), which typically use GEO or LEO satellites operating in licensed Ka-band or Ku-band frequencies to provide customers with broadband communications links between fixed or moving points on or above the earth's surface; and
- terrestrial services, which use a network of land-based equipment, including switching centers and radio base stations, to provide wireless or wireline connectivity and are complementary to satellite services.

Within the two major satellite sectors, VSAT services and mobile satellite services, the products that operators offer differ from each other with respect to size of antenna and types of services that the products can offer. VSAT services providers, such as Intelsat S.A., Eutelsat Communications S.A. and SES S.A., are characterized by large, often stationary ground terminals that send and receive high-bandwidth signals to and from the satellite network for video and high-speed data customers and international telephone markets. Primary offerings by newer entrants, such as Space Exploration Technology Corp.'s, or SpaceX, Starlink and OneWeb Holdings Limited, are based on a LEO network, but due to their K-band higher-broadband offerings, they are more similar to VSAT services requiring larger-antennas and power. By contrast, mobile satellite services providers, such as us, focus more on voice and data services, where mobility and small-sized terminals are essential. Other mobile satellite service providers include Globalstar, Inc., ORBCOMM Inc., portions of Viasat Inc.'s businesses (following its acquisition of Inmarsat Global Limited) and Starlink in limited areas with their direct-to-device offering utilizing terrestrial cellular frequencies that extend cellular coverage within defined markets.

LEO systems, such as the one we operate, generally have lower transmission delays, or latency, than GEO systems, due to the shorter distance signals have to travel. Additionally, our L-band solutions enable the use of smaller antennas on mobile devices. Our L-band spectrum is also more resistant to weather interference than the K-band spectrum used by VSAT providers such as Starlink and OneWeb. We believe the unique interlinked mesh architecture of our constellation, combined with the global footprint of our satellites, distinguishes us from regional LEO satellite operators such as Globalstar and ORBCOMM, by allowing us to route voice and data transmissions to and from anywhere on the earth's surface without the need for local ground infrastructure. As a result, we are the only mobile satellite services operator offering real-time, weather-resilient, low-latency services with true global coverage, including full coverage of the polar regions.

Our Competitive Strengths

- *Our Constellation.* Our unique satellite constellation provides true global and weather-resilient coverage, which enables our wide range of service offerings and empowers the development of new global products and services, as well as supporting Aircon's aircraft tracking service and other hosted payload missions. Our network design of 66 operational satellites uses an interlinked mesh architecture to transmit signals from satellite to satellite, which reduces the need for multiple local ground stations around the world, facilitates the global reach of our services, and increases

network redundancy. Some of our competitors use GEO satellites, which orbit above the earth's equator, limiting their visibility to far northern or southern latitudes and polar regions. LEO satellites without a crosslink architecture from operators like Globalstar and ORBCOMM use an architecture commonly referred to as "bent pipe," which requires voice and data transmissions to be immediately routed to ground stations in the same region as the satellite and can only provide real-time service when they are within view of a ground station, limiting coverage to areas near where they have been able to license and locate ground infrastructure. The LEO design of our satellite constellation produces minimal voice and data transmission delays compared to GEO systems due to the shorter distance our signals have to travel, and LEO systems typically have smaller antenna and power requirements. Our L-band spectrum is also more resistant to weather interference than the K-band spectrum used by many of our competitors.

- *Attractive and growing markets.* We believe that mobile satellite services will continue to experience growth driven by the increasing public expectations for reliable mobile voice and data communications services, the lack of coverage of most of the earth's surface by terrestrial wireless systems, the continued development of the IoT, and the continued development of other innovative, lower-cost technology, such as applications integrating mobile satellite products and services into other devices, including embedding standards-based satellite technology in smartphones and IoT devices. Only satellite providers can offer global coverage, and developing a satellite network requires significant financial investment, as well as technological and regulatory challenges. We believe that we are well-positioned to capitalize on the growth in our industry from end users who require reliable, easy-to-use mobile communications services in all locations.
- *Strategic relationship with the U.S. government.* The U.S. government is our largest single customer, and we have provided airtime services to the U.S. government (particularly the DoD) since our inception. We believe the U.S. government views our encrypted handset, IoT devices, tactical radio services and other products as mission-critical services and equipment. The U.S. government continues to make significant investments in a dedicated gateway on a U.S. government site to provide operational security and allow U.S. government handset and IoT users to communicate securely with other U.S. government communications equipment. This gateway is only compatible with our satellite network. In September 2019, we entered into the EMSS contract and continue to see usage of our network under this contract. With ongoing investments by the DoD, we expect to see growth in adoption as enhancements are implemented and new services are launched. We also view the SDA contract as a confirmation and expansion of our strategic relationship with the U.S. government.
- *Wholesale distribution network.* The specialized needs of our global end users span many markets, including emergency services, maritime, aviation, government, utilities, oil and gas, mining, recreation, forestry, heavy equipment, construction, railways and other transportation. We sell our products and services to commercial end users through a wholesale distribution network of service providers, VARs and VAMs, which often specialize in a particular line of business. Our distributors use our products and services to develop innovative and integrated communications solutions for their target markets, embedding our technology in their products or combining our products with other technologies, such as GPS and terrestrial wireless technology. In addition to promoting innovation, our wholesale distribution model allows us to capitalize on the research and development expenditures of our distribution partners, while lowering overall customer acquisition costs and mitigating some risks, such as consumer relationship risks. By supporting these distributors as they develop new products, services and applications, we believe we create additional demand for our products and services and expand our target markets at a lower cost than would a more direct marketing model. We believe our distribution network can continue to grow with us and increase our market penetration. For example, our network, spectrum and architecture are ideally suited to small, handheld devices used for personal communications, and we have leveraged our wholesale distribution approach to provide a wide array of such personal communications services using both Iridium and partner devices.

Our Business and Growth Strategies

- *Leverage our largely fixed-cost infrastructure to grow our service revenue.* Our business model is characterized by periodic higher capital costs in connection with designing, building and launching new generations of our satellites to support our 15-20 year constellation operational cycles, and a low incremental cost of providing service to additional end users. We are currently in a period of lower capital expense, which we expect to continue until at least 2031. We believe that service revenue will continue to be our largest source of future growth and profits, and we intend to focus on growing both our commercial and government service revenue in order to leverage our largely fixed-cost infrastructure. In particular, we believe that broadband, midband and narrowband data services through Iridium Certus, resilient PNT services, and satellite IoT services, where we are engaging large, global enterprises as long-term customers for data and telematics solutions, represent our greatest opportunities for service revenue growth.
- *Expand our target markets through the development of new products and services.* We believe that we can expand our target markets by developing and offering a broader range of products and services, including a wider array of cost-

effective and competitive broadband, midband, safety services, and IoT data services using our proprietary Iridium Certus technology to complement and expand on our legacy narrowband services. Iridium Certus is a multi-service technology platform that can deliver a range of services, from voice to a high-throughput L-band data connection, at a range of competitive price points, data speeds, and terminal dimensions to meet an expanding set of customer requirements. Beyond Iridium Certus technology, we also plan to expand our target markets by adding a standards-based IoT solution. Specifically, during 2024, we announced that the 3GPP, the partnership through which the national standards development organizations create technical specifications for mobile networks, accepted our request to extend the functionality of Narrowband Internet of Things, or NB-IoT, for Non-Terrestrial Networks, or NTN, to include Iridium frequencies and technology requirements in its next release. This will pave the way for Iridium's satellite service to be accessible via industry standard chipsets, furthering our progress in developing and deploying our newest service, Iridium NTN DirectSM, over the Iridium network. Also in 2024, through our acquisition of Satelles, we now offer highly secure satellite-based time and location services that complement and protect GPS and other GNSS-reliant systems, which we expect to be a source of significant revenue growth in the future.

- *Accelerate the development of personal communications capabilities.* Part of our strategy for the development of personal mobile satellite communications is to allow individuals to connect to our network in more ways, including from devices such as smartphones, tablets and laptops through our Iridium GO![®] and Iridium GO! exec[®] devices or a variety of personal communication devices from VAMs and VARs like Garmin. We are making our technology more accessible and cost-effective for our distribution partners to integrate by licensing our core technologies; by adding functionality, such as push-to-talk, or PTT, capability, which allows multiple users to participate in talk groups worldwide; by providing rugged, dependable devices and services; and by developing new services that take advantage of the capabilities of our global constellation.
- *Continued growth in services provided to the U.S. government.* Under our EMSS contract, we provide Iridium airtime services, including unlimited global standard and secure voice, paging, fax, Short Burst Data[®], or SBD[®], Iridium Burst[®], Router-Based Unrestricted Digital Interworking Connectivity Solutions (RUDICs) and DTCS services for an unlimited number of DoD and other federal government subscribers. The fixed-price annual rate of the EMSS contract through September 2025 is \$107 million, with one increase thereafter up to \$110.5 million for the final contract year ending in September 2026. Other services such as Iridium Certus and PNT provide us with opportunities to offer new products and services to the U.S. government for an additional fee.
- *Continue to expand our distribution network.* We believe our wholesale distribution network lowers our costs and risks, and we plan to continue to selectively expand our network of service providers, VAMs and VARs, to expand our sales and distribution efforts geographically, and to add additional industries or lines of business. We expect that our current and future value-added partners will continue to develop customized products, services and applications targeted to the land mobile, IoT, maritime, aviation and government markets. We believe these markets and the new service providers, VAMs and VARs who join our network as a result of new product offerings represent an attractive opportunity for continued subscriber and revenue growth.
- *Continue to support Aireon in the execution of its business plan.* Aireon, which we formed in 2011, with subsequent investments from five ANSPs, is our primary hosted payload customer. Aireon developed an ADS-B receiver payload that is hosted on our satellites and gathers ADS-B position information from aircraft to provide a global air traffic surveillance service. Aireon has contracted to offer its service to ANSPs and other commercial customers worldwide. Aireon has also contracted to pay us a fee to host their payloads on our satellites and pays us data service fees for the delivery of the air traffic surveillance data from those payloads over the Iridium system. We also continue to hold a meaningful equity stake in Aireon.

Distribution Channels

We sell our products and services to customers through a wholesale distribution network of approximately 110 service providers, approximately 310 VARs and approximately 85 VAMs. These distributors sell our products and services to end users, either directly or indirectly through service providers, VARs or dealers. Of these distributors, approximately 56 sell primarily to U.S. and international government customers. Our distributors often integrate our products and services with other complementary hardware and software and have developed individual solutions targeting specific lines of business. We also sell airtime services directly to the U.S. government, including the DoD, for resale to other government agencies. The U.S. government and international government agencies may purchase additional services as well as our products and related applications through our network of distributors.

We provide our distributors with support services, including assistance with coordinating end user sales and marketing, strategic planning and training, and second-tier customer support, as well as helping them market our products and services and respond to new business opportunities. We have representatives covering three regions around the world to better manage our

distributor relationships: the Americas, which includes North, South and Central America; Asia Pacific, which includes Australia and Asia; and Europe, which includes the Middle East, Africa and Russia. We have also established a global service program to provide portside service for our maritime customers at major ports worldwide. In addition, we maintain various online management tools that allow us to communicate efficiently with our distributors and allow them to manage their customers' Iridium devices from anywhere in the world. By relying on our distributors to manage end user sales, we believe that we reduce some of the risks and costs related to our business, such as consumer relationship risks and sales and marketing costs, while providing a broad and expanding distribution network for our products and services with access to diverse and geographically dispersed niche markets. We are also able to benefit from the specialized expertise of our distributors, who continue to develop innovative and improved solutions and applications integrating our product and service offerings, providing us with an attractive platform to support our growth.

Commercial Markets

We view our commercial business as our primary source of long-term growth. Service providers and VARs serve as our main distribution channel by purchasing our products and services and marketing them directly to their customers or indirectly through independent dealers. They are each responsible for customer billing, end user customer care, managing credit risk and maintaining all customer account information. If our service providers or VARs provide our services through dealers, these dealers will often provide such services directly to the end user. Service providers typically purchase our most basic products and services, such as mobile voice services and related satellite handsets, and offer additional services such as voicemail. Unlike service providers, our VARs typically focus more on data applications and provide a broader array of value-added services specifically targeted to the niche markets they serve, such as IoT, maritime, aviation and government markets, where high-use customers with specialized needs are concentrated. These VARs integrate our handsets, transceivers, high-speed data devices and SBD modems with other hardware and software to create packaged solutions for end users. Examples of these applications include cockpit voice and data solutions for use by the aviation sector and voice, data and tracking applications for industrial customers, such as Caterpillar Inc., the DoD, and other U.S. and foreign government agencies. Our service providers include satellite service providers such as Marlink AS, Applied Satellite Technology Limited and Network Innovations, as well as some of the largest telecommunications companies in the world, including Telstra Limited, KDDI Corporation and Singapore Telecommunications Limited, or Singtel. Our VARs include ARINC Incorporated, Beam Communications Pty Ltd., Garmin Services Inc., Garmin International Inc., Gogo Business Aviation LLC, Komatsu Ltd, Kore Telematics Inc., MetOcean Telematics Limited, NAL Research Corporation, and Zunibal S.A.

We also sell our products to VAMs, who integrate our transceivers or chipsets into their proprietary hardware. These VAMs produce specialized end-user equipment, including integrated ship, vehicular and aviation communications systems, and global asset tracking devices, which they offer to end users in IoT, maritime, aviation and government markets. As with our service providers and VARs, VAMs sell their products either directly or through other distributors, including some of our service providers and VARs. Our VAMs include Intellian, Thales, Calamp Wireless Networks Corporation, Garmin Services Inc., Jacobs Technology, Inc., and Lars Thrane A/S.

In addition to VARs and VAMs, we maintain relationships with approximately 90 value-added developers, or VADs. We typically provide technical information to these companies on our products and services, which they then use to develop software and hardware that complements our products and services in line with the specifications of our VARs and VAMs. These products include handset docking stations, airline tracking and flight management applications and crew e-mail applications for the maritime industry. We believe that working with VADs allows us to create new platforms for our products and services and increases our market opportunity while reducing our overall research and development, marketing, and support expenses. Our VADs include AeroAntenna Technology, Inc., AnsuR Technologies AS, ASIQ Pty Ltd. Crib Gogh Ltd, Ocean and Coastal Environment Sensing Inc., Rockwell Collins Inc. and two10degrees Limited.

We use a wholesale rate structure for our commercial products and services. Under our distribution agreements, we charge our distributors wholesale rates for commercial products and services, subject to discount and promotional arrangements and geographic pricing. We also charge fixed monthly access fees per subscriber for some of our services. Our distributors are in turn responsible for setting their own pricing to end users. Our agreements with distributors typically have terms of one year and are automatically renewable for additional one-year terms, subject to termination rights. We believe this business model reduces back-office complexities and costs and allows distributors to remain focused on revenue generation, while also providing incentives for distributors to focus on selling our commercial product and service portfolio and developing additional applications.

Government Markets

We provide mission-critical mobile satellite products and services to all military branches of the DoD as well as to other U.S. government departments and agencies. These users require voice and two-way data capability with global coverage, low latency, mobility and security and often operate in areas where no other terrestrial or wireless means of communications are available. We believe we are well positioned to satisfy demand from these users. Our 9575A handset is the only commercial, mobile handheld satellite phone capable of Type I encryption accredited by the U.S. National Security Agency for Top Secret voice communications. In addition, the U.S. government continues to make significant investments in a dedicated gateway that provides operational security and allows users of encrypted Iridium handsets to communicate securely with other U.S. government communications equipment. These investments include upgrading the gateway to take advantage of the enhanced capabilities of our network, including Iridium Certus and other enhanced services. This U.S. government gateway is only compatible with our satellite network.

We provide airtime and airtime support to U.S. government and other authorized customers pursuant to our seven-year EMSS contract managed by the U.S. Space Force, which we entered into in September 2019. Under the terms of this agreement, authorized customers utilize our airtime services through the U.S. government's dedicated gateway. These services include unlimited global standard and secure voice, broadcast, netted, or DTCS, and select other services for an unlimited number of U.S. government subscribers. Other services may be purchased at an additional cost. The total contract value of EMSS is \$738.5 million over the seven-year term. The fixed-price annual rate of the EMSS contract through September 2025 is \$107 million, with one increase thereafter up to \$110.5 million for the final contract year ending in September 2026. While we sell airtime directly to the U.S. government for resale to end users, our hardware products are sold to U.S. government customers through our network of distributors, who typically integrate them with other products and technologies. We may provide other services, such as Iridium Certus or Iridium PNT, to the U.S. government under separate arrangements for an additional fee.

We also provide maintenance services for the U.S. government gateway pursuant to our EMSS capabilities and security sustainment services, or ECS3, contract managed by the U.S. Space Force, which replaced our previous Gateway Maintenance and Support Services, or GMSS, contract. The ECS3 agreement, which we entered into in March 2024, has a total contract value to us of approximately \$94 million, with a potential total value of \$103 million, based on future surge requirements. The ECS3 contract has a base term running through March 31, 2025, with four one-year U.S. government extension options.

In September 2019, we were also awarded a five-year indefinite-delivery/indefinite-quantity gateway evolution contract managed by the U.S. Space Force to enable ongoing innovation and enhancements for the U.S. government gateway, which was subsequently extended through March 2025. This contract had a total contract value to us of up to \$76 million. We expect to renew this agreement prior to its expiration in March 2025.

In May 2022, the SDA awarded General Dynamics Mission Systems, with Iridium as a subcontractor, the SDA contract, to establish the ground Operations and Integration, or O&I, segment for Tranche 1 of the U.S DoD's Proliferated Warfighter Space Architecture or PWSA. In July 2024, the General Dynamics/Iridium team received a contract modification of \$491.6 million for the Ground Management and Integration (GMI) program. Of this amount, Iridium's share has a value of \$240 million over five years. Revenues from the SDA contract contributed to our higher engineering and support service revenue in 2023 and 2024, as well as associated expenses, compared to the prior years, and we expect that higher level of revenues and expenses to continue throughout the life of the SDA contract.

U.S. government services, including engineering services, accounted for approximately 27% of our total revenue for the year ended December 31, 2024. Our reported U.S. government revenue includes airtime revenue derived from the EMSS contract and services provided through the GMSS and ECS3 contracts, the gateway evolution contract, and other engineering and support contracts with the U.S. government, primarily the SDA contract. Pursuant to federal acquisition regulations, the U.S. government may terminate the EMSS, ECS3, gateway evolution, or SDA contracts, in whole or in part, at any time.

Our government revenue does not include airtime services purchased by U.S. or non-U.S. government agencies that are provided through our commercial gateway, which we report as commercial service revenue, or equipment purchased by government customers from third-party distributors. We are unable to determine the specific amount of U.S. government revenue derived from these commercial sources.

Lines of Business

The specialized needs of our global customers span many markets. Our system is able to offer our customers cost-effective communications solutions with true global coverage in areas unserved or underserved by existing telecommunications infrastructure. Our mission-critical communications solutions have become an integral part of the communications and business

infrastructure of many of our end users. In many cases, our service is the only connectivity for these critical applications or is used to complement terrestrial communications solutions.

Our current principal vertical lines of business include land mobile, maritime, aviation, IoT, hosted payloads and other data services, which includes PNT, and U.S. government. We report commercial voice and data service, IoT data service, commercial broadband, hosted payload and other data service, and government service revenue separately. Land mobile and aviation are the principal contributors to the revenue we report as commercial voice and data, while maritime is primarily reported in commercial broadband revenue.

Commercial Voice and Data and Commercial Broadband

We offer commercial voice and data and commercial broadband services primarily in the land mobile, maritime, and aviation sectors. We separately report commercial Iridium Certus broadband revenue with Iridium OpenPort[®] service revenue as commercial broadband revenue. Because there is considerable overlap in these services, we have combined our discussion of these revenue lines in this report, noting within the discussion where our broadband services contribute, particularly in maritime.

Land Mobile

We are the leading provider of mobile satellite communications services to the land mobile sector, providing handset services to areas not served or inconsistently served by existing terrestrial communications networks. Mining, forestry, construction, oil and gas, utilities, heavy industry and transport companies as well as the military, public safety and disaster relief agencies are significant users of our land mobile services. Sales of Iridium GO! and Iridium PTT services also contribute to the land mobile sector. We believe that demand for mobile communications devices operating outside the coverage of terrestrial networks, combined with our small, lightweight, durable handsets with truly global coverage, will allow us to capitalize on growth opportunities among these users.

In addition, we believe Iridium Certus broadband land mobile units are attractive in this market, as the combination of price, speeds, equipment, reliability in various weather conditions, and durability of equipment addresses a distinct market need. We also expect Iridium Certus midband products and services to be a source of revenue growth in the coming years.

Our land mobile end users utilize our satellite communications services for:

- *Voice and data:* Multinational corporations in various sectors use our services for business telephony, email and data transfer services, location-based services, and broadband for employees in areas inadequately served by terrestrial networks. Oil and gas and mining companies, for example, provide their personnel with our equipment solutions while surveying new drilling and mining opportunities and while conducting routine operations in remote areas that are not served by terrestrial wireless communications networks. In addition, a number of recreational, scientific and other outdoor users rely on our mobile handheld satellite phones and services for use when beyond terrestrial wireless coverage. Iridium PTT offers non-governmental organizations (NGOs), military, first responder, oil and gas, civil government and other users the ability to hold group calls using the Iridium Extreme[®] PTT handset or other devices developed by our VAMs and VARs using the Iridium 9523 PTT core transceiver. The Thales MissionLINK terminal, the first Iridium Certus broadband offering in the land mobile area, allows rapid deployment and on-the-move communications, location tracking, and automatic WAN failover for added reliability.
- *Mobile and remote office connectivity:* A variety of enterprises use our services to make and receive voice calls and to establish data, email, internet and corporate network connections.
- *Public safety and disaster relief:* Relief agencies, such as FEMA, and other agencies, such as the Department of Homeland Security, use our products and services in their emergency response plans, particularly in the aftermath of natural disasters such as Hurricanes Helene and Milton in 2024 and the California and Maui wildfires in 2023. These agencies generate significant demand for both our voice and data products, especially in advance of the hurricane season in North America. Further, many enterprises and governments include mobile satellite services such as ours as part of their PACE (Primary/Alternate/Contingency/Emergency) plan, to maintain communications continuity in case of terrestrial communication network outages.
- *Public telephone infrastructure:* Telecommunications service providers use our services to satisfy regulatory mandates and government expectations regarding the availability of communications services for rural populations currently not served by terrestrial infrastructure. Telstra Corporation, for example, uses our services to provide communications services in some of Australia's most remote locations.

Maritime

We serve the commercial maritime market with a variety of products, including broadband terminals, embedded devices and handsets. This market includes merchant shipping, fishing, leisure and research vessels, and specialized watercraft. Since we introduced Iridium Certus broadband in January 2019, Iridium Certus services have accounted for an increasing portion of our revenue from this market, and we expect that trend to continue, although we still support our legacy broadband offering, Iridium OpenPort service. Our products and services targeting the maritime market typically have high average revenue per subscriber. Once one of our maritime systems is installed on a vessel, it often generates a multi-year recurring revenue stream from the customer. To take advantage of this, from time to time, we may offer promotions or rebates to accelerate new customer acquisitions and solidify this expected long-term revenue stream.

We believe Iridium Certus, which offers data speeds of up to 704 Kbps, presents a compelling communication solution for L-band users in the maritime market. Iridium Certus has been increasingly installed on oceangoing vessels as a companion to broadband services offered by geostationary orbit (VSAT connections) and non-geostationary orbit (NGSO) providers and we have seen lower usage levels on some vessels where we had previously been used as the primary communications service. We expect additional offerings, such as Iridium Certus GMDSS services, to continue to increase the addressable market for our maritime services.

Maritime end users utilize our satellite communications services for the following:

- *Business critical data applications:* Ship operators use our services to exchange email and data files and to receive other information such as meteorological reports, emergency bulletins, cargo and voyage data and electronic chart updates. We believe the breadth of our Iridium Certus offerings provides attractively priced options for shipping operators and fishing fleets seeking increased functionality, as well as for yachts, work boats and other vessels for which traditional marine satellite systems have typically been costly and underperforming. In conjunction with our distributors, we also offer services that permit service providers and VARs to offer complete integrated solutions for prepaid calling, email and IP-based data communications. For example, one of our distribution partners, Marlink Inc., has been integrating Iridium Certus with its miniature Very Small Aperture Terminal, or mini-VSATSM, broadband service to provide companion connectivity when the mini-VSAT terminal is out of its coverage area or non-operational.
- *Voice services:* Maritime global voice services are used for both vessel operations and communications for crew welfare. Merchant shipping companies use phone cards for crew use at preferential around-the-clock flat rates.
- *Vessel management and asset tracking:* Shipping operators use our services to manage operations on ships and to transmit data, such as course, speed and fuel stock. Our services are commonly integrated with GPS to provide a real-time position reporting capability. Many fishing vessels are required by law to carry terminals using approved mobile satellite services for tracking purposes as well as to monitor catches and to ensure compliance with geographic fishing restrictions. European Union (EU) regulations, for example, require EU-registered fishing vessels of over 15 meters to carry terminals for the purpose of positional reporting of those vessels. Furthermore, new environmental regulations in some jurisdictions are expected to require monitoring of merchant vessels in territorial waters, which would provide an additional growth opportunity for us.
- *Safety and Security applications:* Ships in distress, including as a result of potential piracy, hijack or terrorist activity, rely on mobile satellite voice and data services. The Ship Security and Alert Systems, or SSAS, and Long Range Identification Tracking, or LRIT, regulations were adopted by the International Maritime Organization, or IMO, to enhance maritime security in response to the threat from terrorism and piracy. Most deep-sea passenger and cargo ships must be fitted with a device that can send an alert message containing the ship's ID and position whenever the ship is under threat or has been compromised. In addition, the IMO and a NATO advisory group have recommended the installation of a safe room or citadel equipped with a standalone secure communication link the crew can use from inside the room to communicate with rescuing forces. Our distribution partners have developed several product solutions using our network to meet these requirements for merchant and fishing vessels.

In addition, we have been recognized by the IMO as one of only two providers for the GMDSS. The GMDSS is a maritime service built to alert a maritime rescue coordination center of each vessel's situation and position, information that can then be used to coordinate search and rescue efforts among ships in the area. As part of the GMDSS service, navigational and meteorological information is distributed to vessels. The IMO requires all vessels flagged by signatories to the International Convention for the Safety of Life at Sea, or SOLAS, over 300 gross tons and certain passenger vessels, irrespective of size, that travel in international waters to carry distress and safety terminals that provide GMDSS services. GMDSS service using our

network became available in 2020, and our partners offer maritime terminals that include GMDSS service capabilities to vessel operators. In 2024, we announced GMDSS over Iridium Certus, adding Iridium GMDSS, as well as LRIT and SSAS, to the robust communication and safety capabilities of Iridium Certus.

Aviation

We are one of the leading providers of mobile satellite communications services to the aviation sector, and we continue to see aviation as an area of potential revenue growth. Our services are increasingly used in commercial and government aviation applications, principally by business jets, corporate and government helicopter fleets, specialized general aviation fleets, such as medevac companies and fire suppression fleets, and high-end personal aircraft. Our services are also employed by commercial airline operators for flight deck voice and data link services for aircraft operational and safety communications. As a result of authorizations by the U.S. Federal Aviation Administration, or FAA, and U.S. Federal Communications Commission, or FCC, for us to provide air traffic datalink communications, commercial operators are installing avionics that use the Iridium network on the flight deck to comply with international air navigation communications requirements to operate in oceanic and remote airspace, including polar regions. Voice and data avionics platforms from our VAMs have been adopted as standard equipment and as factory options for a range of airframes in business aviation and air transport, such as Gulfstream Aerospace Corporation, Bombardier Inc., Cessna Aircraft Company, Boeing and Airbus. Avionics platforms that utilize our network are also retrofitted on thousands of corporate and commercial aircraft already in operation.

Aviation end users utilize our satellite communications services for:

- *Air traffic control communications and safety applications:* The International Civil Aviation Organization, or ICAO, has approved standards and recommended practices allowing us to provide Aeronautical Mobile Satellite (Route) Service, or AMS(R)S, to commercial aircraft on long-haul routes. This allows member states to evaluate and approve our services for safety communications on flights in oceanic and remote airspace. The FAA has approved Iridium for use in the Future Air Navigation Services, or FANS, including Automatic Dependent Surveillance-Contract, or ADS-C, datalink communications and Controller-Pilot Data Link Communications, or CPDLC, with air traffic control. Aircraft crew and air traffic controllers use our services for data and voice communications between the aircraft flight deck and ground-based air traffic control facilities. We are the only satellite provider capable of offering these critical flight safety applications around the entire globe, including the polar regions. We believe this particular sector of the market provides us with significant growth opportunities, as our services and applications can serve as a cost-effective alternative to systems currently in operation.
- *Aviation operational communications:* Aircraft crew and ground operations use our services for air-to-ground telephony and data communications. This includes the ADS-C automatic reporting of an aircraft's position and mission-critical condition data to the ground and CPDLC for clearance and information services. We provide critical communications applications for numerous airlines and air transport customers, including Hawaiian Airlines, United Airlines, UPS, FedEx, Cathay Pacific Airways, Delta Airlines, Southwest Airlines, American Airlines, Iceland Airlines, and El Al Airlines. These operators rely on our services because other forms of communication may be unaffordable or unreliable in areas such as oceanic, remote and polar regions. Collins Aerospace (ARINC) and SITA, the two leading providers of voice and data link communications services and applications to the commercial airline industry rely on our products and services to deliver safe, reliable services to global operators.
- *Aviation passenger communications:* Corporate and private fleet aircraft passengers use our services for air-to-ground telephony and data communications. We believe our distributors' small, lightweight, cost-effective solutions offer an attractive option for aircraft operators, particularly small fleet operators; for example, some operators use our services to enable small-cabin passengers to email using their own Wi-Fi-enabled mobile devices, including smartphones, without causing interference with aircraft operation. We expect that users in the corporate aviation market, and original equipment manufacturers, or OEMs, for business jets, will increase adoption of our services for in-flight passenger data communications using our network.
- *Rotary and general aviation applications:* The Iridium network is uniquely suited to these sectors, as we have small antenna designs that work under rotor blades and enable installation on smaller general aviation platforms. We are also a major supplier for rotary aviation applications to end users in a number of markets, including medevac, law enforcement, oil and gas, and corporate work fleets. Companies such as Air Logistics, EagleMed and Air Evac Lifeteam rely on applications from our distributors for traditional voice communications, fleet tracking and management, and real-time flight diagnostics. VARs and VAMs such as Flightcell International Limited, Garmin Services Inc., Honeywell International, Inc., SkyTrac Systems Limited, and Spider Tracks Limited incorporate Iridium products and services into their applications for these markets.

- *Unmanned Aerial Vehicles (UAVs)*: Our small antennas and system designs support a wide range of UAV platforms. In addition, our global footprint enables reliable, beyond-line-of-sight communications for these UAV platforms regardless of their operational range. We operate as the communication link for remote-piloted aircraft for uses such as package delivery, medical supply, power-line inspection, law enforcement, corporate surveying and even military applications.

We believe the benefits of Iridium Certus enhance our ability to address aviation market needs across these sectors. In addition, in 2024, our aviation safety services offering received ISO 27001:2022 certification, an internationally recognized standard for information security management systems, enhancing our commitment to aviation safety.

Commercial IoT Data

We are one of the leading providers of satellite-based IoT services. We believe this market continues to experience increasing penetration and presents opportunities for future growth. As with land mobile, our largest IoT users include mining, construction, recreation, oil and gas, utilities, heavy industry, maritime, forestry and transport companies, as well as the military, public safety and disaster relief agencies. We believe increasing demand for automated data collection processes from mobile and remote assets operating outside the coverage of terrestrial wireline and wireless networks, as well as the continued need to integrate the operation of such assets into enterprise management and information technology systems, will likewise increase demand for our IoT applications.

Our IoT services are used for:

- *Personal tracking devices and location-based services*: Several of our VARs, such as Garmin Services Inc., ACR Electronics, and Zoleo, Inc., market small, portable devices that provide personal tracking and data communications services to consumers and commercial end users. In addition, Iridium GO! and the Iridium Extreme handsets offer personal tracking and location-based services. These devices use IoT data services to send location information and other data to web-based portals for tracking.
- *Heavy equipment telematics*: Large, global heavy equipment original equipment manufacturers, such as Caterpillar Inc., Komatsu Ltd, Hitachi Construction Machinery Co. Ltd., HD Hyundai Infracore Co., Ltd. and Appareo Systems LLC, use our global IoT services to monitor their off-road heavy equipment in markets such as construction, mining, agriculture and forestry.
- *Fleet management*: Our global coverage permits our products and services to be used to monitor the location of vehicle fleets, hours of service and engine telemetry data, as well as to conduct two-way communications with drivers around the world. Fleet management companies, such as I.D. Systems, MiX Telematics International (Pty) Ltd, and Omnilink Tecnologia S/A, use our service to provide distance drivers with reliable communications to their dispatchers and their destinations to coordinate changing business needs, and our satellite network provides continuous communications coverage while they are in transit. We expect that the need for more efficient, cost-effective and safer fleet operations, as well as the imposition of regulatory mandates related to driver safety, such as drive-time monitoring, will increase demand for our services in this area.
- *Fixed-asset monitoring*: Multinational corporations, such as oil-field service companies like Schlumberger Limited and ConocoPhillips Company, use our services through one of our service providers to run applications that allow remote monitoring and operation of equipment and facilities around the globe, such as oil pipelines and offshore drilling platforms.
- *Asset tracking*: Leveraging IoT applications developed by several of our distributors, companies use our services and related devices to track assets, including personnel, for logistics, theft-prevention and safety purposes. Companies and organizations that have fleets of vehicles use IoT solutions from Iridium distributors to improve the efficiency of their operations. For example, customers use Trimble Transportation's solution to provide global communication to transportation assets, and the Department of Homeland Security's Office of Enforcement and Removal uses Fleet Management Solutions' IoT solution to transmit position, direction, speed and other data for management of its vehicle fleet.
- *Resource management*: Our global coverage and data throughput capabilities support natural resource management applications, such as fisheries management systems. Three of our VARs—Collecte Localisation Satellites (CLS), MetOcean Telematics Limited and Ground Control Technologies UK Ltd—have developed applications for the fishing industry that enable regulatory compliance of fishing practices in a number of countries around the world.
- *Scientific data monitoring*: The global coverage of our network supports many scientific data collection applications, including the Argo float program of the National Oceanic and Atmospheric Administration, or NOAA, the Global Ocean Observation project Challenger, operated by Rutgers University, and anti-poaching programs run by the

Smithsonian National Zoo & Conservation Institute, the Zoological Society of London, and Veterans Empowered to Protect African Wildlife, or VETPAW. These programs rely on our IoT services to collect scientific data from buoys and ocean gliders located throughout the world's oceans and from wildlife habitats for monitoring and analysis. We believe the increased need for monitoring climate and environmental data associated with global climate change and human impact on the planet will increase demand for these services.

In the future, we expect our value-added partners to develop new IoT solutions with increased capabilities based on our Iridium Certus 9770 and Iridium Certus 9704 transceivers and other IoT services we plan to provide in the future.

Hosted Payload and Other Data Services

Our Iridium satellites also host customer payloads. We generate revenue from these customers both from the hosted payload capacity and from data service fees. Because the hosted payload revenues are based on a contractual commitment for the life of the Iridium constellation, we recognize revenue from these customers over the expected life of the system.

In addition to access and usage fees in the vertical lines of business described above, we generate revenue from several ancillary services related to our core service offerings. Following our acquisition of Satelles, we offer PNT services, which provide a reliable complement or alternate to GPS in the event of disruptions such as interference, jamming, or spoofing. We provide inbound connections from the public switched telephone network, or PSTN, short message services, or SMS, subscriber identity module, or SIM, activation, customer reactivation, and other peripheral services. We also provide research and development services to assist customers in developing new technologies compatible with our system, which we may leverage for use in service and product offerings in the future. We charge our distributors fees for these services.

U.S. Government

We are one of the leading providers of mobile satellite communications services to the U.S. government, principally the DoD. We provide mobile satellite products and services to all branches of the U.S. armed forces. Our voice products are used for a variety of primary and backup communications solutions, including tactical operations, logistical, administrative, morale and welfare, and emergency communications. In addition, our products and related applications are installed on ground vehicles, ships, rotary- and fixed-wing aircraft, embedded in unattended sensors and used for command and control and situational awareness purposes. Global security concerns are among the factors driving demand for our products and services in this sector. See "U.S. Government Services" below for more information.

Seasonality

Our business is subject to seasonal usage changes for commercial customers, and we expect it to be affected by similar seasonality going forward. March through October are typically the peak months for commercial voice traffic and related subscriber equipment sales, given the predominance of population and outdoor activity in the northern hemisphere. U.S. government usage and commercial IoT usage have been less subject to seasonal changes.

Services and Products

At December 31, 2024, we had approximately 2,460,000 billable subscribers worldwide. Our principal services are mobile satellite services, including mobile voice and data services, IoT services, hosted payload and other data services and engineering services. Sales of our commercial services collectively accounted for approximately 62% of our total revenue for the year ended December 31, 2024. We also sell related voice and data equipment to our customers, which accounted for approximately 11% of our total revenue for the year ended December 31, 2024. In addition, we offer services to U.S. government customers, including the DoD. U.S. government services, including engineering services, accounted for approximately 27% of our total revenue for the year ended December 31, 2024.

Commercial Services

Postpaid Mobile Voice and Data Satellite Communications Services

We sell our mobile voice and data services to service providers and VARs who in turn offer such services to end users, either directly or indirectly through dealers, using various packaged solutions such as seasonal or annual plans with differing price levels that vary depending upon expected usage. In exchange for these services, we typically charge service providers and VARs a monthly access fee per subscriber, as well as usage fees for airtime resources consumed by their respective subscribers.

Prepaid Mobile Voice Satellite Communications Services

We also offer mobile voice services to service providers and VARs through prepaid plans. Service providers and VARs pay us in advance for defined blocks of airtime minutes with expiration periods in various configurations, generally ranging from 30 days to two years. These services are then generally sold to subscribers in the form of prepaid e-vouchers and scratch cards that enable subscribers to use our services on a per-minute basis. We believe service providers and VARs are drawn to these services because they enable greater cost control by eliminating the need for monthly billings and reducing collection costs, and can be sold in countries where credit may not be readily available for end users. Our distributors often offer our prepaid voice services through fixed devices to subscribers in rural villages, at remote industrial, commercial and residential sites, and on ships at sea, among other places. Fixed voice services are in many cases an attractive alternative to handheld mobile satellite communications services in situations where multiple users will access the service within a defined geographic area and terrestrial wireline or wireless service is not available. Fixed phones, for example, can be configured as pay phones that accept prepaid scratch cards and can be installed at a central location, for example in a rural village or on a maritime vessel.

Iridium PTT Service

Our Iridium PTT service enables regional or global PTT calls among users on the same talkgroup in up to 10 customer-defined, geographically disparate locations around the world, providing a fast and robust communication experience. Iridium PTT can be used via the Iridium Extreme PTT satellite phone or the Iridium 9523 PTT core transceiver, which gives our VAMs the ability to build Iridium PTT into existing land mobile, maritime and aviation communications platforms. For example, Icom Inc. of Japan offers a purpose-built satellite PTT radio handheld unit and fixed installation PTT radio for use on the Iridium network. We and our partners are also developing interoperability solutions for existing terrestrial land mobile radio systems, which will further extend the utility of the service.

Internet of Things Services

Our IoT services are designed to address the market need for a small and cost-effective solution for sending and receiving data, such as location, from fixed and mobile assets in remote locations to a central monitoring station. Most of our IoT services operate through a two-way SBD transmission or circuit-switched data, between our network and a transceiver, which may be located, for example, on a container in transit or a buoy monitoring oceanographic conditions. The small size of our devices and their low-cost, omnidirectional antennas make them attractive for use in applications such as tracking asset shipments and monitoring unattended remote assets, including oil and gas assets, as well as vehicle tracking and mobile security. We sell our IoT services to our distributors, who incorporate them and in turn provide a solution package to commercial and government customers. Increasingly, our IoT transceivers are being built into products for consumer markets, such as personal location devices that provide two-way messaging. In the future, we expect our IoT partners to develop new offerings with increased capabilities for various applications based on our Iridium Certus 9770 transceiver and the new Iridium Certus 9704 transceiver, with improved size, speed, power, and antenna characteristics. As with our mobile voice and data offerings, we typically charge service providers and VARs a monthly access fee per subscriber as well as usage fees for data used by their respective subscribers.

Broadband Data Services

Our broadband data offering, Iridium Certus, was launched in January 2019. Iridium Certus is a suite of products and services enabled by our upgraded satellite constellation. Iridium Certus is a multi-service platform capable of offering higher quality voice, enterprise-grade broadband functionality, and safety and security services on a global basis. Iridium Certus is designed to support a variety of cost points, antenna types and data speeds ranging from midband to broadband speeds, currently available up to 704 Kbps. We have licensed the Iridium Certus technology to VAMs who have introduced products for the maritime and land mobile markets and are developing additional products for those markets and the aviation and government markets, as well as distribution partners for the Iridium Certus service in each of these vertical markets. We believe Iridium Certus provides a competitive, cost-effective and reliable range of services to the market, in standalone applications or as a complement to other wireless technologies for critical applications and safety services.

We also continue to offer our legacy Iridium OpenPort service, which provides maritime, aviation and terrestrial users speeds of up to 134 Kbps and three independent voice lines. For this service, we typically charge service providers monthly access fees and usage fees for airtime consumed by the respective subscribers for voice and data communications. We have discontinued the manufacture of the Iridium Pilot platform that supports Iridium OpenPort services, with those customers often upgrading to Iridium Certus technology.

Iridium Satellite Time and Location Services

Following our acquisition of Satelles in April 2024, we began offering Iridium Satellite Time and Location[®], or STL[®], and other services. These alternative PNT solutions allow users to secure GPS and other GNSS-reliant systems' time-synchronized applications from vulnerabilities like spoofing and jamming, with small, low-cost hardware that does not require outdoor antennas. Like other Iridium services, STL is capable of service everywhere on the planet, helping secure critical infrastructure, data centers, 5G base stations and applications across the aviation, maritime, land mobile and IoT sectors.

U.S. Government Services

We provide U.S. government customers bulk access to our services, including voice, netted voice, data, messaging and paging services, as well as maintenance services for the U.S. government's dedicated gateway. We provide airtime to U.S. government subscribers through the U.S. government's gateway under the EMSS contract, which is a fixed-price contract covering voice, low-speed data, paging, broadcast and DTCS services. Additional services, such as broadband capabilities utilizing Iridium Certus technology, may be provided at an additional fee. To comply with U.S. government requirements, we ensure handsets sold for use by the U.S. government are manufactured in the United States. U.S. government customers procure our voice and data devices through specific, approved distributors from our network of service providers and VARs. Our VARs and VAMs typically integrate our products with other products, which they then offer to U.S. government customers as customized products, typically provisioned by the U.S. Space Force. Our voice and data solutions for the U.S. government include:

- personnel tracking devices;
- asset tracking devices for equipment, vehicles and aircraft;
- beyond-line-of-sight aircraft communications applications;
- maritime communications applications;
- specialized communications solutions for high-value individuals; and
- specialized, secure, mobile communications and data devices for the military and other government agencies, such as secure satellite handsets with U.S. National Security Agency Type I encryption capability.

With funding support from the U.S. government, we continue to invest in research and development to develop new products and applications for use by all branches of the U.S. armed forces. For example, in conjunction with the U.S. Space Force, we and select distribution partners offer DTCS, which provides critical, secure, PTT, netted communications using lightweight, handheld tactical radios, or add-ons to existing government tactical radios. In addition, we offer a secure satellite phone based on the Iridium Extreme, which we also developed with funding support from the U.S. government and which has been accredited by the National Security Agency, or NSA, to provide Type-1 encryption, enabling communications up to Top Secret from anywhere in the world. We also provide PNT services to the U.S. government, delivering a resilient and diverse PNT signal over the Iridium constellation, to provide an alternative position, navigation and timing (APNT) capability.

Our Products

We offer a broad array of voice and data products that work worldwide. In most cases, our devices or an antenna must be located outside and within view of a satellite to be able to access our network.

Satellite Handsets and Iridium GO!

Our principal handset offerings are the Iridium 9555 and Iridium Extreme satellite phones. We believe the industrial-strength design of these products is critical for customers, many of whom are located in the most inhospitable spots on the planet and require rugged and reliable communications equipment.

- *Iridium 9555.* The Iridium 9555 provides voice, SMS and narrowband data connectivity. This model features a grayscale screen, SMS capability, an integrated antenna and a speakerphone. The Iridium 9555 weighs 9.4 ounces and offers up to 3.1 hours of talk time. The Iridium 9555 has an industrial feel with a rugged housing to protect its sophisticated satellite transceiver.
- *Iridium Extreme.* The Iridium Extreme adds to the Iridium 9555's capabilities by providing a rugged exterior that meets Military Standard 810F for durability, a dedicated, two-way emergency SOS button, and fully integrated GPS and location-based services. These extra features are provided in a handset that is even smaller than the Iridium 9555, weighing 8.7 ounces and offering up to four hours of talk time. An emergency response service provided by GEOS Travel Safety Group, or GEOS, is included with the purchase of the phone and airtime usage. The two-way emergency

SOS button initiates a voice call and an emergency text message via SMS to GEOS, which then coordinates with local emergency responders.

- *Iridium Extreme PTT*. The Iridium Extreme PTT enhances the Iridium Extreme with an intelligently designed push-to-talk mode, expanded speakerphone, reinforced PTT button, and extended capacity battery. The user interface provides access to multiple communication services, including voice calling, SMS and SOS, allowing users to connect to a talkgroup located in up to 10 customer-defined geographic regions worldwide. The Iridium Extreme PTT weighs 9.5 ounces and offers up to 6.5 hours of talk time for voice calls and five hours of talk time while using PTT.
- *Iridium GO!* Iridium GO! is a small, rugged, personal connectivity device that connects to the Iridium network to create a Wi-Fi hotspot, enabling the use of smartphones and tablets for voice calls, text messages and emails, posts to social networking sites, and limited use of optimized mobile websites. Iridium GO! also has an emergency SOS button and GPS and location-based services. Smartphone or tablet access is provided through special applications downloaded for free from the Apple App Store or through Google Play for Android smartphones or tablets. A software development kit is available to enable the creation of additional applications or integrate Iridium GO! connectivity into existing applications.
- *Iridium GO! exec*. Iridium GO! exec, a premium version of the Iridium GO!, is powered by our Iridium Certus 100 service and provides IP connectivity to the Internet and up to two high-quality voice lines. Data speeds are up to 40 times faster for downloads and 10 times faster for uploads compared to the Iridium GO!. The Iridium GO! exec has a sleek design with built-in color touch screen and speakerphone for mobile office connectivity and Wi-Fi for access from smartphones or laptops within a range of up to 100 feet. The built-in battery provides up to 24 hours of standby and up to 6 hours of use.

We expect these devices to help us maintain our competitive position as premium offerings in the market due to their capabilities, mobility, reliability and global coverage. In addition to these devices, we offer variants of the Iridium 9555 satellite phone and the Iridium Extreme satellite phone that are qualified for sale to U.S. government customers.

Broadband Data Devices

Iridium Certus terminals are specifically designed for the maritime, aviation, land mobile or government markets and offer a variety of enhanced data speeds and antenna types. Iridium Certus terminals provide enterprise-grade broadband data and high-quality voice capabilities that can be used on a global basis. Iridium Certus is designed to support a variety of cost points, antenna types and data speeds ranging from midband to broadband up to 704 Kbps. We have licensed the Iridium Certus technology to a group of VAMs who have introduced products for the maritime and land mobile markets and are developing additional products for those markets as well as the aviation and government markets.

Iridium Certus is designed for maritime operational and safety services, combining the benefits of L-band with broadband and truly global coverage. Iridium Certus terminals offer reliable connectivity for maritime customers whether used as a standalone service or as a companion to broadband services using the Ka, Ku or C bands. Our principal end users for Iridium Certus in the maritime market are merchant shipping, commercial fishing, large leisure vessels, and work boats. The initial terminals in this market were the Cobham Sailor 4300 and Thales VesseLINK. In addition, Intellian, a Korean maritime terminal manufacturer, introduced an Iridium Certus terminal to the market in 2020, and Thales introduced its VesseLINK 200 terminal, which uses our Iridium Certus 200 service, in 2021. Additional Iridium Certus 200 terminals were launched in 2023 and 2024, including the Lars Thrane LT-4200 and the Intellian c200, and our partners continue to develop additional products.

In aviation, Iridium Certus delivers critical safety services and in-flight communications. Our principal targeted end users for Iridium Certus in the aviation market include commercial, corporate and government users, general aviation, rotorcraft and unmanned aircraft. Terminals certified in this sector include the Blue Sky Networks SkyLink 7100, Guardian Mobility G6, Atmosphere Planet 9770, Honeywell Aspire 350, Collins IRT NX, and Skytrac SDL-350. A number of other VAMs have been licensed to create aviation terminals using Iridium Certus services, and we expect that additional Iridium Certus aviation products will become commercially available in 2025.

In the land mobile market, enterprises, governments, and individuals that want to maintain mobile IP and telephony connectivity utilize Iridium Certus for their operations while in remote areas without having to deploy ground-based infrastructure or expensive terminals. Iridium Certus devices may be integrated with internet, cellular, land mobile radio, and location-based applications to keep users connected, offering global push-to-talk, situational awareness, email, messaging and voice-over-IP. Our principal end users for Iridium Certus in the land mobile market are military users, rail, first responders, non-governmental organizations, oil and gas users, and remote fleets. Iridium offers Iridium Certus 100, Iridium Certus 200 and

Iridium Certus 700 services, supporting a portfolio of broadband and midband terminals through our partners to provide a range of capabilities at various price points. Terminals that are approved for the land mobile market include the Thales MissionLINK 700 and 200, BSN SkyLink 5100, NAL Research Quicksilver, and McQ CONNECT.

In the government market, Iridium Certus terminals provide beyond-line-of-sight communications critical to mission success. The initial terminal in this market is the Thales MissionLINK, with additional terminals expected in the future.

Our legacy broadband terminal, the Iridium Pilot, provides up to three independent voice lines and an internet connection for data communications of up to 134 Kbps, using our Iridium OpenPort service. We have discontinued the manufacture of the Iridium Pilot terminal but still provide the Iridium OpenPort service. With the introduction of the more powerful Iridium Certus terminals, we expect our distributors to focus on selling Iridium Certus and to eventually upgrade ships with Iridium Pilot to Iridium Certus technology.

Voice and Data Modems

We also offer a combined voice transceiver and data modem, which our VAMs integrate into a variety of communications solutions that are deployed in different applications around the world. Our offering in this category is the Iridium Core 9523 L-band transceiver, which utilizes the transceiver core of our Iridium Extreme satellite handset. The Iridium Core 9523 is a small voice and data module that can be integrated with other components and allows our VAMs to design and build products, such as a dual-mode terrestrial radio and satellite phone or IoT applications that require more efficient data throughput via circuit-switched data transmission. The Iridium 9523 PTT adds PTT capability, allowing development partners to design and build land mobile, fixed, aviation and maritime devices with Iridium PTT service. We also offer the Iridium Certus 9770 transceiver, which provides Iridium Certus 100 service to our Iridium GO! exec device and several devices offered by our value-added partners. We expect our partners to continue to develop new products based on our Iridium Certus 9770 transceiver and other optimized midband devices. Our principal customers for our L-band transceivers are VAMs and VARs, who integrate them into specialized devices that access our network.

Internet of Things Data Devices

Our principal IoT devices are the Iridium 9602 and 9603 full-duplex SBD transceivers. The Iridium 9602 is a small data device with two-way transmission, capable of sending packet data to and from any point in the world with low latency. The principal customers for our Iridium 9602 data modems are VARs and VAMs, who embed the device into their tracking, sensor, and data applications and systems, such as asset tracking systems. Our partners often combine the Iridium 9602 with a GPS receiver to provide location information to customer applications. We also offer the Iridium 9603, an even smaller transceiver that is functionally identical to the Iridium 9602. In addition, a number of VARs and VAMs include a cellular modem as part of their Iridium applications to provide low-cost cellular data transmission when available. These types of multimode applications are adopted by end users who require the ability to regularly transfer data but operate in areas with inconsistent cellular coverage. We provide gap-filler coverage for these applications, allowing users to operate anywhere on the globe. In addition, several partners now offer products with Iridium Certus 9770 transceivers supporting Iridium Certus 100 service for IoT, including the SkyLink product from Blue Sky Networks and the RockREMOTE from Ground Control. In 2024, we introduced the Iridium 9704 transceiver, featuring Iridium Messaging Transport[®] (IMT[®]) technology, which provides larger file transfer sizes and faster message speeds than previous Iridium IoT modules, delivering data, picture, and audio messages for industrial (IIoT), machine-to-machine (M2M) and remote personnel use cases.

Iridium also offers a suite of Iridium Edge[®] finished IoT products designed to lower the barrier to adoption and speed time to market for customer applications. The Iridium Edge device is an off-the-shelf, environmentally sealed, rugged device that complements existing cellular solutions to create dual-mode connectivity for the most remote and inaccessible areas of the world, reducing the cost and complications associated with hardware development, manufacture and certification of satellite-specific terminals. We also offer Iridium Edge Pro, a standalone IoT device that offers real-time GPS tracking capabilities, with a flexible programming platform that allows partners to create and run their own custom-made applications, and Iridium Edge Solar, a standalone, programmable, solar-powered device that offers real-time GPS tracking in a self-charging, low-maintenance unit with over-the-air configuration that allows partners to create distinct tracking applications.

We also offer Iridium Burst, our one-to-many global data broadcast service, which enables enterprises to send data to an unlimited number of devices anywhere in the world, even inside buildings, vehicles or aircraft.

Device Development and Manufacturing

We contract with Cambridge Consulting Ltd. and other suppliers to develop our new products and services, with Benchmark Electronics Inc., or Benchmark, to manufacture most of our devices in a facility in Thailand, and with Verigon to manufacture a portion of our devices in the United States. We also utilize other suppliers, some of which are the sole source, to manufacture some of the component parts of our devices. Pursuant to our contracts with Benchmark and Verigon, we may be required to purchase excess materials at cost plus a contractual markup if the materials are not used in production within the periods specified in the respective agreements. Benchmark and Verigon generally repurchase the materials from us at the price we paid, as required for the production of the devices. Our agreements with Benchmark and Verigon are automatically renewable for additional one-year terms unless terminated by either party.

We generally provide our distributors with a warranty on subscriber equipment for a period ranging from one year to 18 months from the date of activation, depending on the product.

In addition to our principal products, we also offer a selection of accessories for our devices, including extended-life batteries, holsters, earbud headphones, portable auxiliary antennas, antenna adaptors, USB data cables and charging units. We purchase these products from several third-party suppliers either pursuant to contractual agreements or off the shelf at market prices.

Domestic and Foreign Revenue

We supply services and products to customers in a number of foreign countries. We allocate revenue geographically based on where we invoice our distributors, whom we bill for mobile satellite services and related equipment sales, and not according to the location of the end user. These distributors sell services directly or indirectly to end users, who may be located elsewhere. It is not feasible for us to determine the geographical distribution of revenue from each end user, as we do not contract directly with them. Substantially all of our revenue is invoiced in U.S. dollars. The table below sets forth the percentage of our revenue from the United States, Canada and all other countries for the last three years. No single country outside the United States and Canada represented more than 10% of our revenue for any of the periods indicated.

	Year Ended December 31,		
	2024	2023	2022
United States	53 %	55 %	52 %
Canada	11 %	8 %	9 %
Other Countries	37 %	37 %	39 %

For more information about our revenue from sales to foreign and domestic customers, see [Note 16](#) to our consolidated financial statements included in this annual report.

Traffic Originating Outside the United States

Most of our voice and data traffic originates outside the United States. The table below sets forth the percentage of our commercial voice and data traffic originating outside the United States for the last three years.

	Year Ended December 31,		
	2024	2023	2022
Commercial voice traffic (minutes)	91 %	91 %	90 %
Commercial data traffic (kilobytes)	94 %	96 %	95 %

Our Network

Our satellite network has an architecture of 66 operational LEO satellites in six orbital planes of eleven vehicles, each in nearly circular polar orbits, in addition to in-orbit spares and related ground infrastructure. Our operational satellites orbit at an altitude of approximately 483 miles (778 kilometers) above the earth and travel at approximately 16,689 miles per hour, resulting in a complete orbit of the earth approximately every 100 minutes. The design of our constellation ensures that generally at least one satellite is visible to subscribers from any point on the earth's surface at any given time. While our constellation offers true global coverage, most of our devices and antennas must have a direct line of sight to a satellite to transmit or receive a signal, and services on those devices are not available in locations where a satellite signal cannot be transmitted or received, which for some devices includes inside a building.

Our constellation uses radio frequency crosslinks between our satellites, which eliminates the need for local ground infrastructure. These crosslinks enable each satellite to communicate with up to four other satellites in space, two in the same orbital plane and two in adjacent planes. Our traffic is routed on a preplanned route between satellites to a predetermined satellite that is in contact with one of the Iridium teleport network, or TPN, locations. The TPN sites then transmit and receive the traffic to and from the gateways, which in turn provide the interface to terrestrial-based networks such as the PSTN, a public land mobile network, or PLMN, and the internet. The use of a TPN allows grounding traffic at multiple locations within our ground network infrastructure. This and other design elements provide flexibility that allows for rapid reconfiguration of grounding traffic from the satellites in the event of a space, antenna or ground routing anomaly and results in greater reliability of our network. The design of our space and ground control system also facilitates the real-time monitoring and management of the satellite constellation and facilitates service upgrades via software enhancements.

We believe our interlinked satellite infrastructure provides several advantages over low-earth-orbiting “bent-pipe” satellite networks that rely on multiple terrestrial gateways, such as Globalstar’s, ORBCOMM’s and OneWeb’s networks. We have the only satellite network with true global coverage using weather-resilient L-band spectrum, and our constellation is less vulnerable to single points of failure, as traffic can be routed around any one satellite problem to complete the communications path to the ground. In addition, the small number of ground stations increases the security of our constellation, a factor that makes our network particularly attractive to government institutions and large enterprises. The low orbit of our constellation and L-band frequencies also allows our network to operate with low latency and with smaller antennas due to the proximity of our satellites to the earth.

Our constellation is designed to provide significant coverage overlap for mitigation of service gaps from individual satellite outages, particularly at higher northern and southern latitudes. Each satellite in our constellation was designed with a high degree of on-board subsystem robustness, an on-board fault detection system, and isolation and recovery capabilities for safe and quick risk mitigation. Our ability to reposition our satellites provides us with operating flexibility and enhances our ability to maintain a commercially acceptable level of service. If a satellite should fail or become unusable, in most cases we will be able to reposition one of our in-orbit spare satellites to take over its functions within days, with minimal impact on our services.

We do not currently hold any active in-orbit insurance policies covering losses from satellite failures, and we do not expect to obtain in-orbit insurance covering losses from satellite failures or other operational problems affecting our constellation.

Our primary commercial gateway is located in Tempe, Arizona, with a second commercial gateway located in Russia for traffic within Russian boundaries only. A gateway processes and terminates calls and data and generates and controls user information pertaining to registered users, such as geo-location and call detail records. The U.S. government owns and operates a dedicated gateway for U.S. government users, which provides an interface between voice and data devices and the Defense Information Systems Network and other terrestrial infrastructure, providing U.S. government users with secure communications capabilities. Our network has multiple antennas located at the TPN facilities, including the Tempe gateway, that communicate with our satellites and pass calls and data between the gateway and the satellites as the satellites pass above our antennas, thereby connecting signals from the terminals of end users to our gateways. This system, together with our satellite crosslinks, enables communications that are not dependent on a ground station in the region where the end user is using our services.

We operate our satellite constellation from our satellite network operations center, or SNOC, in Leesburg, Virginia. This facility manages the performance and status of each of our satellites, directing traffic routing through the network and controlling the formation of coverage areas by the satellites’ main mission antennas. We also operate TPN facilities in Fairbanks, Alaska and Tempe, Arizona in the United States, in Svalbard, Norway, and in Punta Arenas, Chile that perform telemetry, tracking and control functions and route commercial services.

From time to time, individual satellites in our constellation experience operating problems that may result in a satellite outage, but due to the overlapping coverage within our constellation and the dynamic nature of our LEO system, the individual satellite outages typically do not negatively affect our customers’ use of our system for a prolonged period. In addition, most system processing related to our service is performed using software on board each satellite instead of on the ground. We believe this provides us with significant flexibility and contributes to the longevity of the constellation by enabling engineers to develop additional functionality and software-based solutions to occasional faults and anomalies in the system.

We continually monitor and upgrade our gateway and TPN facilities as necessary and also maintain an inventory of spare parts. When we do not have necessary spares in inventory or our spares become obsolete, we may rely on third parties to develop necessary parts.

We hold a renewable space station license, which expires February 23, 2032, for the launch and operation of our constellation. Our U.S. gateway earth station licenses and the blanket earth station licenses for serving the U.S. government customers and commercial subscribers expire between February 2036 and March 2037. Renewal applications for these earth station licenses must be filed between 30 and 90 days prior to expiration.

The Iridium constellation also hosts the Aireon system. The Aireon system was developed by Aireon LLC, which we formed in 2011 and which received subsequent investments from several ANSPs, to provide a global air traffic surveillance service through a series of ADS-B receivers on our satellites. Aireon has contracted to offer this service to ANSPs, which use the service to provide improved air traffic control services over the oceans, as well as polar and remote regions. Aireon also markets its data and services to airlines and other commercial users.

Under our agreements with Aireon, Aireon agreed to pay us fees of \$200.0 million to host the ADS-B receivers on our satellites, of which they have paid us \$110.5 million as of December 31, 2024. These fees are recognized over the estimated useful life of the satellites. Additionally, Aireon pays power and data services fees of approximately \$23.5 million per year in the aggregate for the delivery of the air traffic surveillance data over the Iridium system.

While the Aireon ADS-B receivers are the primary hosted payload on our satellites, L3Harris utilizes a portion of the remaining space for its customers' payloads. This agreement resulted in an additional \$74.1 million in hosting and data service fees to us, all of which has been paid.

Regulatory Matters

Our Spectrum

We hold licenses to use 8.725 MHz of contiguous spectrum in the L-band, which operates at 1.6 GHz, and allows for two-way communication between our devices and our satellites. In addition, we are authorized to use 200 MHz of K-Band (23 GHz) spectrum for satellite-to-satellite communications, known as inter-satellite links, and 400 MHz of Ka-Band spectrum (19.4 GHz to 19.6 GHz and 29.1 GHz to 29.3 GHz) for two-way communication between our satellites and our ground stations, known as feeder links. We are also authorized to use the 156.0125-162.0375 MHz spectrum for reception of Automatic Identification System transmissions from maritime vessels and the 1087.7-1092.3 MHz spectrum for reception of Automatic Dependent Surveillance-Broadcast transmissions from aircraft. Access to this spectrum enables us to design satellites, network and terrestrial infrastructure enhancements cost effectively because each product and service can be deployed and sold globally. Our products and services are offered in over 100 countries, and we and our distributors continue to seek authorizations in additional countries.

Our use of spectrum is globally coordinated and recorded by, and subject to the frequency rules and regulations of, the International Telecommunication Union, or ITU. The ITU is the United Nations organization responsible for worldwide cooperation in the telecommunications sector. In order to protect satellite systems from harmful radio frequency interference from other satellite systems, the ITU maintains a Master International Frequency Register of radio frequency assignments. Each ITU administration is required to give notice of, coordinate and record its proposed use of radio frequency assignments with the ITU's Radiocommunication Bureau. The coordination negotiations are conducted by the national administrations with the assistance of satellite operators. When the coordination process is completed, the ITU formally notifies all proposed users of frequencies and orbital locations in order to protect the recorded assignments from subsequent nonconforming or interfering uses by member states of the ITU. Only member states have full standing within this inter-governmental organization. Filings to the ITU are made on our behalf by the United States.

The ITU also controls the assignment of country codes used for placing telephone calls between different countries. Our network has been assigned the 8816 and 8817 country codes and uses these numbers for calling and communications between terminals.

Constellation Orbital Debris Obligations

We have certain orbital debris mitigation obligations under our FCC licenses. All of our second-generation satellites are subject to a 25-year de-orbit standard under the FCC authorization of our current constellation.

Aireon LLC and Aireon Holdings LLC Agreement

We hold our ownership in Aireon LLC through the Amended and Restated Aireon Holdings LLC Agreement, along with subsidiaries of our ANSP co-investors. Aireon Holdings holds 100% of the membership interests in Aireon LLC, which is the operating entity for the Aireon system.

In June 2022, we entered into a subscription agreement with Aireon Holdings and invested \$50 million in exchange for an approximately 6% preferred membership interest. We also hold a common membership interest. The other investors hold the remaining preferred membership interests resulting from their investments in Aireon for an aggregate purchase price of approximately \$339 million. At each of December 31, 2024, and 2023, our fully diluted ownership stake in Aireon Holdings was approximately 39.5%. If and when funds are available, Aireon Holdings is required to redeem a portion of our common ownership interest for a payment to us of \$120 million, following which we would retain a 27% interest. Based on Aireon's business plan and restrictions under Aireon's debt facility, we do not expect this redemption of our ownership interest to occur for several years.

The Aireon Holdings LLC Agreement provides for Aireon Holdings to be managed by a board of directors consisting of 11 members, of which we have the right to nominate two directors. The Aireon Holdings LLC Agreement also provides the minority holders, including us, with several protective provisions. We account for our investment in Aireon Holdings in our consolidated financial statements as an equity method investment.

We and the other Aireon investors have agreed to participate pro rata, based on our respective fully diluted current ownership stakes, in funding an investor bridge loan to Aireon as needed. Our maximum commitment under the investor bridge loan is \$11.9 million, although no amount was outstanding at December 31, 2024.

Competition

The mobile satellite services industry is highly competitive, and we currently face substantial competition from other service providers that offer a range of mobile and fixed communications options. Currently, our principal mobile satellite services competitors are Viasat, Globalstar, ORBCOMM, and Thuraya Telecommunications Co., or Thuraya. We compete primarily on the basis of coverage, quality, mobility and pricing of services and products.

Viasat, following its acquisition of Inmarsat, owns and operates a fleet of GEO satellites. Unlike LEO satellites, GEO satellites orbit the earth at approximately 22,300 miles above the equator. GEO systems require substantially larger and more expensive antennas, and typically have higher transmission delays than LEO systems. Due to its GEO system, Viasat's coverage area covers most bodies of water except for a majority of the polar regions. Viasat is a significant provider of satellite communications services to the maritime sector. Viasat also offers land-based and aviation communications services.

Globalstar owns and operates a fleet of LEO satellites. Globalstar's service is available only on a multi-regional basis as a result of its "bent pipe" architecture, which requires that voice and data transmissions be routed from satellites immediately to nearby ground stations. This design requires the use of multiple ground stations, which are impractical in some extreme latitudes or over portions of the oceans.

ORBCOMM also provides commercial services using a fleet of LEO satellites and also sells its customers some services from Viasat. Like Globalstar, ORBCOMM's network also has a "bent pipe" architecture, which constrains its real-time coverage area. ORBCOMM's principal focus is low-cost data and IoT services, where it directly competes with our IoT offerings. Because a ground station may not be within view of a satellite, ORBCOMM's LEO-based services may have a significant amount of latency, which may limit their use in some mission-critical applications. ORBCOMM does not offer voice service or high-speed data services.

We also compete with regional mobile satellite communications services in several geographic markets. In these cases, the majority of our competitors' customers only require regional, not global, mobile voice and data services, so our competitors may present a viable alternative to our services. All of these regional competitors operate or plan to operate GEO satellites. Our regional mobile satellite services competitors currently include Thuraya, principally in Europe, the Middle East, Africa, Australia and several countries in Asia.

In addition, there are a number of more recent entrants to the mobile satellite services industry, including Starlink and OneWeb, with varying constellation designs and business models. These newer entrants are primarily focused on commodity broadband services, whereas we often operate as a complementary or companion service. We also see some of these other companies

investing in direct-to-device services that in the future may expand the current terrestrial cellular footprint in some countries, reducing the size of the market that requires mobile satellite services.

While we view our services as largely complementary to terrestrial wireline and wireless communications networks, we also compete with them indirectly. We provide service in areas that are inadequately covered by these ground systems. To the extent that terrestrial communications companies invest in underdeveloped areas, we will face increased competition in those areas. We believe that local telephone companies currently are reluctant to invest in new switches, landlines and cellular towers to expand their networks in rural and remote areas due to high costs and limited usage. Many of the underdeveloped areas are sparsely populated, making it difficult to generate the necessary returns on the capital expenditures required to build terrestrial wireless networks in those areas. We believe that our solutions offer a cost-effective and reliable alternative to terrestrial-based wireline and wireless systems in these remote regions.

Research and Development

Our research and development efforts have focused on the development, design and testing of our new constellation and new products, such as Iridium Certus, Iridium Messaging Transport, Iridium Edge, Iridium PTT, Iridium Burst, Iridium GO!, Iridium GO! exec, transceiver modules and chipsets. We also develop network and product enhancements and new applications for our existing products. Our research and development expenses were \$28.4 million, \$20.3 million and \$16.2 million for the years ended December 31, 2024, 2023, and 2022, respectively.

Employees and Human Capital Resources

Employees

As of December 31, 2024, we had approximately 873 full-time employees and eight part-time employees, none of whom are subject to any collective bargaining agreement. We consider our employee relations to be good.

Human Capital Resources

Our employees are integral to our success. We must continue to identify, attract, develop, motivate, and retain highly skilled employees across many fields, and we use a variety of human capital measures in managing our business, including measures related to hiring, performance evaluations, retention and workforce demographics.

We strive to create an innovative and welcoming culture where our employees are proud to work. We foster this goal by focusing on employee development, engagement, and wellness. This starts with an onboarding process that introduces our core mission and values, policies and procedures, performance review process and background about our company. We support our employees in their career development by providing on-the-job training and education reimbursement to help employees maintain or enhance skills in their current position or help with acquiring new skills to prepare for future opportunities. To measure employee engagement, we conduct an annual survey to assess and track retention and satisfaction. We take responses from our employees seriously and use them to inform specific strategies tailored to both the entire company as well as specific teams. In addition to performing benchmarking for employee benefits, we conduct an annual survey to understand what benefits are important to our employees and ensure that we are offering a competitive total rewards package.

We also seek to attract and retain a skilled workforce, including through programs such as our internship program, our Iridium Orbit Program (an 18 month rotational program in operations, engineering and customer care), or Uplinks program (a program pairing employees from different generations to promote collaboration and diversity of thinking), our Employee Resource Groups and other outreach efforts that cover a range of topics and interests. We structure our human capital management to comply with the laws and regulations to which we are subject as a federal government contractor.

Intellectual Property

At December 31, 2024, we held 46 U.S. patents and one foreign patent. These patents relate to several aspects of satellite systems, global networks, communications services, and communications devices.

In addition to our owned intellectual property, we also license certain legacy intellectual property from Motorola Solutions that we use to operate and maintain aspects of our network and related ground infrastructure and services as well as to design and manufacture certain of our devices. This licensed intellectual property plays an important role in the operation of certain aspects of our constellation and some of the services and devices we sell. We maintain our licenses with Motorola Solutions pursuant to several agreements, any of which can be terminated by Motorola Solutions upon the commencement by or against us of any

bankruptcy proceeding or other specified liquidation proceedings or upon our material failure to perform or comply with any provision of the agreement that remains uncured for a specified period of time following written notice from Motorola Solutions. If Motorola Solutions were to terminate any such agreement, it may be difficult or, under certain circumstances, impossible to obtain the technology from alternative vendors.

We license additional intellectual property and technology from other third parties and expect to do so in the future in connection with our network and related ground infrastructure and services as well as our devices. If any such third party were to terminate its agreement with us or cease to support and service such intellectual property or technology, or if we are unable to renew such licenses on commercially reasonable terms or at all, it may be difficult, more expensive or impossible to obtain substitute intellectual property or technology from alternative licensors or suppliers. Any substitute intellectual property or technology may also have lower quality or performance standards, which would adversely affect the quality of our devices and services. For more information, see “Risk Factors—We depend on intellectual property licensed from third parties to operate our constellation and sell our devices and for the enhancement of our existing devices and services.”

Corporate Background

We were incorporated as GH Acquisition Corp., a special purpose acquisition company, in November 2007 and became a publicly held company in February 2008. In September 2009, we acquired the outstanding equity of Iridium Holdings LLC, or Iridium Holdings, a privately held company, and changed our name to Iridium Communications Inc. In December 2000, Iridium Holdings, through its wholly owned subsidiary Iridium Satellite LLC, or Iridium Satellite, had acquired certain satellite assets from Iridium LLC, a non-affiliated debtor in possession, pursuant to an asset purchase agreement.

Available Information

Copies of our annual reports on Form 10-K, quarterly reports on Form 10-Q, current reports on Form 8-K, and amendments, if any, to those reports filed pursuant to Section 13(a) or 15(d) of the Securities Exchange Act of 1934, as amended, are available free of charge through our website at www.iridium.com and on the website of the Securities and Exchange Commission, or SEC, at www.sec.gov. A request for any of these reports may also be submitted to us by writing: Investor Relations, Iridium Communications Inc., 1750 Tysons Boulevard, Suite 1400, McLean, VA 22102, or by calling our Investor Relations line at 703-287-7570.

Item 1A. Risk Factors

Risks related to our satellites and network

Our satellites may experience operational problems, which could affect our ability to provide an acceptable level of service to our customers.

From time to time, we experience temporary intermittent losses of signal cutting off calls in progress, preventing completions of calls when made, or disrupting the transmission of data. If the magnitude or frequency of such problems increases and we are no longer able to provide a commercially acceptable level of service, our business and financial results and our reputation would be hurt, and our ability to pursue our business plan would be compromised.

In the future, we may seek to make changes to our constellation to offer new services or adjust the power. Any such changes may require prior FCC approval, and the FCC may subject the approval to other conditions that could be unfavorable to our business. In addition, from time to time we may reposition our satellites within the constellation in order to optimize our service, which could result in degraded service during the repositioning period. Although we have some ability to remedy some types of problems affecting the performance of our satellites remotely from the ground, the physical repair of our satellites in space is not feasible.

Our products could fail to perform or could perform at reduced levels of service because of technological malfunctions or deficiencies, regulatory compliance issues, or events outside of our control, which would seriously harm our business and reputation.

Our products and services are subject to the risks inherent in a large-scale, complex telecommunications system employing advanced technology and heavily regulated by, among others, the FCC and similar authorities internationally. Any disruption to our satellites, services, information systems or telecommunications infrastructure, or regulatory compliance issues, could result in the inability or reduced ability of our customers to receive our services for an indeterminate period of time. These customers include government agencies conducting mission-critical work throughout the world, as well as consumers and businesses located in remote areas of the world and operating under harsh environmental conditions where traditional telecommunications services may not be readily available. Any disruption to our services or extended periods of reduced levels of service could cause us to lose customers or revenue, result in delays or cancellations of future implementations of our products and services, result in failure to attract customers, or result in litigation, customer service or repair work that would involve substantial costs and distract management from operating our business. The failure of any of the diverse elements of our system, including our satellites, our commercial gateway, our satellite teleport network facilities or our satellite network operations center, to function as required could render our system unable to perform at the quality and capacity levels required for success. Any system failures, repeated product failures or shortened product life, or extended reduced levels of service could reduce our sales, increase costs, or result in warranty or liability claims or litigation, cause us to extend our warranty period, and seriously harm our business.

Our satellites have a limited life and may fail prematurely, which could cause our network to be compromised and materially and adversely affect our business, prospects and profitability, or cause us to incur additional expense to launch replacement satellites.

We have in the past and may in the future experience in-orbit malfunctions of our satellites, which could adversely affect the reliability of their service or result in total failure of the satellite. In-orbit failure of a satellite or temporary outage of a service or a satellite may result from various causes, including component failure, loss of power or fuel, inability to control positioning of the satellite, solar or other astronomical events, including solar radiation and flares, and space debris. Other factors that could affect the useful lives of our satellites include the quality of construction, gradual degradation of solar panels and the durability of components. We do not have, and do not have plans to obtain, in-orbit insurance to protect against losses. As a result, a failure of one or more of our satellites, the occurrence of equipment failures and other related problems would constitute an uninsured loss. Although we do not incur any direct cash costs related to the failure of a single satellite, if a satellite fails, we record an impairment charge in our statement of operations to reduce the remaining net book value of that satellite to zero, and any such impairment charges could depress our net income for the period in which the failure occurs. Further, a large number of such failures could shorten the expected life of our constellation, which would increase our depreciation expense, or require us to replace our constellation sooner than currently planned, either of which would increase our projected capital expenditures.

If operations at our commercial gateways or operations center were to be disrupted, we may experience interruptions in our ability to provide service to our customers.

Our commercial satellite network traffic is supported by a gateway in Tempe, Arizona, or, for traffic within Russian boundaries only, a gateway in Izhevsk, Russia. We operate our satellite constellation from our satellite network operations center in

Leesburg, Virginia. If we are unable to use our primary commercial gateway in Tempe, it could take us from one to eight hours to switch operations to our backup facility for most services, and potentially longer for some services. During this time, our customers would be unable to use those services, and we could suffer a loss of revenue and harm to our reputation. When operating on our backup facility, any further failure could leave us unable to offer services for an extended period. Our gateways and operations center may also experience service shutdowns or periods of reduced service in the future as a result of equipment failures, delays in deliveries, or regulatory issues. Any such failure would impede our ability to provide service to our customers.

Our customized hardware and software may be difficult and expensive to service, upgrade or replace.

Some of the hardware and software we use in operating our gateways is significantly customized and tailored to meet our requirements and specifications and could be difficult and expensive to service, upgrade or replace. Although we maintain inventories of some spare parts, it nonetheless may be difficult, expensive or impossible to obtain replacement parts for the hardware due to a limited number of those parts being manufactured to our requirements and specifications. In addition, our business plan contemplates updating or replacing some of the hardware and software in our network as technology advances, but the complexity of our requirements and specifications may present us with technical and operational challenges that complicate or otherwise make it expensive or infeasible to carry out such upgrades and replacements. If we are not able to suitably service, upgrade or replace our equipment, our ability to provide our services and therefore to generate revenue could be harmed.

Rapid and significant technological changes in the satellite communications industry may impair our competitive position and require us to make significant additional capital expenditures.

The satellite communications industry is subject to rapid advances and innovations in technology. We face competition from companies using new technologies and new satellite systems, including a significant number of new entrants who are developing or have announced a wide array of technologies, some of which compete directly with one or more of our existing or planned products and services. New technology could render our system obsolete or less competitive by satisfying customer demand in more attractive ways or through the introduction of incompatible standards. Particular technological developments that could adversely affect us include the deployment by our competitors of new satellites with greater power, flexibility, efficiency or capabilities than ours, as well as continuing improvements in terrestrial wireless technologies. For us to keep up with technological changes and remain competitive, we have made and may continue to make significant research and development and capital expenditures, including capital to design and launch new products and services over the short to medium term, and, over the longer term, the acquisition of additional spectrum, satellites, launch vehicles and other network resources to support continued growth. Customer acceptance of the products and services that we offer will continually be affected by technology-based differences in our product and service offerings compared to those of our competitors. New technologies may also be protected by patents or other intellectual property laws and therefore may not be available to us. Any failure on our part to implement new technology within our system may compromise our ability to compete.

Our networks and those of our third-party service providers may be vulnerable to cybersecurity risks.

We expect the secure transmission of confidential information over public networks to continue to be a critical element of our ability to compete for business, manage our risks, and protect our customers and our reputation. Our network and those of our third-party service providers and our customers may be vulnerable to unauthorized access, computer attacks, viruses and other security problems. Persons who circumvent security measures could wrongfully access and obtain or use information on our network or cause service interruptions, delays or malfunctions in our devices, services or operations, any of which could harm our reputation, cause demand for our products and services to fall, and compromise our ability to pursue our business plans. Recently, there have been reported several significant, widespread security attacks and breaches that have compromised network integrity for many companies and governmental agencies, in some cases reportedly originating from outside the United States. In addition, there are reportedly private products available in the market today that may attempt to unlawfully intercept communications made using our network. We may be required to expend significant resources to respond to, contain, remediate, and protect against these attacks and threats, including compliance with applicable data breach and security laws and regulations, and to alleviate problems, including reputational harm and litigation, caused by these security incidents. In addition, in the event of such a security incident, our customer contracts may not adequately protect us against liability to third parties with whom our customers conduct business. Although we have implemented and intend to continue to implement security measures, these measures may prove to be inadequate. These security incidents could have a significant effect on our systems, devices and services, including system failures and delays that could limit network availability, which could harm our business and our reputation and result in substantial liability.

Our satellites may collide with space debris or another spacecraft, which could adversely affect the performance of our constellation.

In February 2009, we lost an operational satellite as a result of a collision with a non-operational Russian satellite. Although we have some ability to actively maneuver our satellites to avoid potential collisions with space debris or other spacecraft, this ability is limited by, among other factors, uncertainties and inaccuracies in the projected orbit location of and predicted conjunctions with debris objects tracked and cataloged by the U.S. government. Additionally, some space debris is too small to be tracked, and therefore its orbital location is completely unknown; nevertheless, this debris is still large enough to potentially cause severe damage or a failure of our satellites should a collision occur. The total number of satellites in low-earth orbit has increased significantly in recent years and is expected to continue to increase in the future, increasing the risk of collisions if not coordinated. Collisions between satellites or other space debris, such as rocket fragments, could cause a cascading effect of multiplying debris and collisions within Earth's orbit, which could result in significant risk to the operation of our constellation. If our constellation experiences additional satellite collisions with space debris or other spacecraft, our service could be impaired.

The space debris created by the February 2009 satellite collision may cause damage to other spacecraft positioned in a similar orbital altitude.

The 2009 collision of one of our satellites with a non-operational Russian satellite created a space debris field concentrated in the orbital altitude where the collision occurred, and thus increased the risk of space debris damaging or interfering with the operation of our satellites, which travel in this orbital altitude, as well as satellites owned by third parties, such as U.S. or foreign governments or agencies and other satellite operators. Although there are tools used by us and providers of tracking services, such as the U.S. Combined Space Operations Center, to detect, track and identify space debris, we or third parties may not be able to maneuver the satellites away from such debris in a timely manner. Any such collision could potentially expose us to significant losses and liability if we were found to be at fault.

Risks related to our business operations

Our business plan depends on increased demand for mobile satellite services, among other factors.

Our business plan is predicated on growth in demand for mobile satellite services. Demand for mobile satellite services may not grow, or may even contract, either generally or in particular geographic markets, for particular types of services or during particular time periods. A lack of demand could impair our ability to sell products and services, develop and successfully market new products and services and could exert downward pressure on prices. Any decline in prices would decrease our revenue and profitability and negatively affect our ability to generate cash to pay down our debt or for capital expenditures, investments and other working capital needs.

Our ability to successfully implement our business plan will also depend on a number of other factors, including:

- our ability to maintain the health, capacity and control of our satellite constellation;
- the level of market acceptance and demand for our products and services;
- our ability to introduce innovative new products and services that satisfy market demand;
- our ability to expand our business using our existing spectrum resources both in the United States and internationally;
- our ability to sell our products and services in additional countries;
- our ability to comply with applicable regulatory requirements, both in the United States and internationally;
- our ability to maintain our relationship with U.S. government customers, particularly the DoD;
- the ability of our distributors to market and distribute our products, services and applications effectively and their continued development of innovative and improved solutions and applications for our products and services;
- the effectiveness of our competitors in developing and offering similar services and products; and
- our ability to maintain competitive prices for our products and services and to control our costs.

Our agreements with U.S. government customers, particularly the DoD, which represent a significant portion of our revenue, are subject to termination and renewal.

The U.S. government, through a dedicated gateway owned and operated by the DoD, has been and continues to be, directly and indirectly, our largest customer, representing 27% and 25% of our revenue for the years ended December 31, 2024 and 2023, respectively. We provide the majority of our services to the U.S. government pursuant to our EMSS, SDA, and ECS3 contracts. We entered into these contracts in September 2019, May 2022, and March 2024, respectively. The EMSS contract continues through September 2026; the SDA contract had a base term until January 2025, and we are currently in the first of up to five one-year options exercisable at the election of the U.S. government to extend the term; and the ECS3 contract has a base term

that runs through March 2025, with four one-year extension options exercisable at the election of the U.S. government. The U.S. government may terminate these agreements, in whole or in part, at any time for its convenience. Our relationship with the U.S. government is also subject to the overall U.S. government policies, budget and appropriation decisions and processes. U.S. government budget and policy decisions, including with respect to defense spending, are based on changing government priorities and objectives, which are driven by numerous factors, including administration changes, geopolitical events and macroeconomic conditions, and are beyond our control. If the U.S. government terminates any or all of these agreements, we would lose a significant portion of our revenue.

Further, operational control of some of our contracts has been moved from the Defense Information Systems Agency to the U.S. Space Force. In connection with this operational shift, changes in internal pricing and cost recovery have resulted in reduced subscribers under the EMSS contract. Lower subscriber use may negatively affect our ability to negotiate a renewal of the EMSS contract on favorable terms in 2026, which could reduce our revenue from that contract.

If we fail to comply with the terms of our U.S. government contracts, including applicable federal acquisition regulations and executive orders, we may be subject to contract price adjustments, contract terminations, civil or criminal penalties, or suspension or debarment from future U.S. government contracts.

As a U.S. government contractor or subcontractor, we are subject to extensive laws and regulations governing the award, administration and performance of U.S. government contracts. Among other things, these laws and regulations govern the allowability of costs incurred by us in the performance of U.S. government contracts. The pricing of some contracts, including the SDA contract, is based on estimated direct and indirect costs. The U.S. government is entitled to examine our cost records with respect to such contracts and to seek a downward adjustment to the price of the contract if it determines that we failed to furnish complete, accurate and current cost or pricing data in connection with the negotiation of the price of the contract. We may also be subject to government audits and to review and approval of our policies, procedures and internal controls for compliance with procurement regulations and other applicable laws. If we do not comply with the terms of a contract or with regulations or statutes, we could be subject to downward contract price adjustments or refund obligations or could be assessed civil and criminal penalties or be debarred or suspended from obtaining future contracts for a specified period. Any such suspension or debarment or other sanction could have an adverse effect on our business. In addition, if we are unable to comply with security clearance requirements, we may be unable to perform these contracts or compete for other projects of this nature, which could adversely affect our revenue.

Aireon, our primary hosted payload customer, may not successfully grow its business, which could reduce or eliminate the value of our agreements with, and ownership interest in, Aireon.

Aireon is our primary hosted payload customer, and we expect annual revenue to us from Aireon hosting, data services and power fees to be approximately \$32.7 million. In addition, we currently hold a substantial ownership interest in Aireon's parent company, Aireon Holdings, and, if and when funds are available following a planned refinancing of Aireon's credit facility, Aireon Holdings is required to redeem a portion of our ownership interest for a payment of \$120.0 million. Based on Aireon's current business plan and restrictions under Aireon's debt facility, we do not expect this redemption of our ownership interest to occur for several years.

Aireon's business model requires expansion of its customer base to achieve its projected financial results, which may not occur when projected or at all. While our fee arrangements with Aireon are fixed, if Aireon does not achieve its projected results, they may not be able to pay us the contractually required hosting, data services and power fees in a timely manner or at all. Further, Aireon may need to seek additional financing. Any sale of equity securities by Aireon would dilute our ownership if and to the extent that we do not invest additional funds to maintain our proportional ownership interest. If additional funding is not available, Aireon may default on its credit facility, which could result in the loss or reduction in value of our investment in Aireon, or be forced out of business, in which case we would not receive any further hosting, data or power fees, or the expected \$120.0 million redemption payment, and we would lose the fair value of our retained investment in Aireon Holdings.

We depend on intellectual property licensed from third parties to operate our constellation and sell our devices and for the enhancement of our existing devices and services.

We license critical intellectual property and technology to operate and maintain our network and related ground infrastructure and services as well as to design, manufacture, and sell our devices. This intellectual property and technology is essential to our ability to continue to operate our constellation and sell our services and devices. In addition, we depend on third parties to develop enhancements to our current products and services even in circumstances where we own the intellectual property. If any third-party owner of such intellectual property or technology were to terminate any license agreement with us or cease to support and service such intellectual property or technology or perform development on our behalf, or if we are unable to renew such licenses on commercially reasonable terms or at all, it may be difficult, more expensive or impossible to obtain such intellectual property, technology, or services from alternative vendors. Any substitute intellectual property or technology may

also be costly to develop and integrate, or could have lower quality or performance standards, which would adversely affect the quality of our devices and services. In connection with the development of new devices and services, we may be required to obtain additional intellectual property rights from third parties. We can offer no assurance that we will be able to obtain such intellectual property rights on commercially reasonable terms or at all. If we are unable to obtain such intellectual property rights on commercially reasonable terms, we may not be able to develop some new devices and services.

Our failure to effectively manage the expansion of our portfolio of products and services could impede our ability to execute our business plan, and we may experience increased costs or disruption in our operations.

In order to achieve the substantial future revenue growth we have projected, we must develop and market new products and services. We currently face a variety of challenges, including maintaining the infrastructure and systems necessary for us to manage the growth of our business. As our product and service portfolio continues to expand, the responsibilities of our management team and demands on other company resources also increase. Consequently, we may further strain our management and other company resources with the increased complexities and administrative burdens associated with a larger, more complex portfolio of products and services. For example, we have in the past experienced quality issues and incorrect market assessments in connection with the introduction of new products and services, and we may experience such issues in the future. Our failure to meet these challenges as a result of insufficient management or other resources could significantly impede our ability to execute our business plan, which relies in part on our ability to leverage our largely fixed-cost infrastructure. To properly manage our growth, we may need to hire and retain additional personnel, upgrade our existing operational management and financial and reporting systems, and improve our business processes and controls. Failure to effectively manage the expansion of our portfolio of products and services in a cost-effective manner could result in declines in product and service quality and customer satisfaction, disruption of our operations, or increased costs, any of which would reduce our ability to increase our profitability.

We could lose market share and revenue as a result of increasing competition from companies in the wireless communications industry, including cellular and other satellite operators, and from the extension of land-based communications services.

We face intense competition in all of our markets, which could result in a loss of customers and lower revenue and make it more difficult for us to enter new markets. We compete primarily on the basis of coverage, quality, portability, and pricing of services and products.

The provision of satellite-based services and products is subject to downward price pressure when capacity exceeds demand or as a result of aggressive discounting by some operators under financial pressure to expand their respective market share. In addition, we may face competition from new competitors, new technologies or new equipment, including new and proposed LEO constellations. For example, we may face competition for our services in the United States from service providers with ancillary terrestrial component, or ATC, authorities who are designing a satellite operating business and a terrestrial component around their spectrum holdings, or from service providers developing satellite direct to terrestrial phone capabilities. In addition, some of our competitors have announced plans for the launch of additional satellites. As a result of competition, we may not be able to successfully retain our existing customers and attract new customers.

In addition to our satellite-based competitors, terrestrial voice and data service providers, both wireline and wireless, could further expand into rural and remote areas and provide the same general types of services and products that we provide through our satellite-based system. Although satellite communications services and terrestrial communications services are not perfect substitutes, the two compete in some markets and for some services. Consumers generally perceive terrestrial wireless voice communication products and services as cheaper and more convenient than those that are satellite-based. Many of our terrestrial competitors have greater resources, wider name recognition and newer technologies than we do. In addition, industry consolidation could hurt us by increasing the scale or scope of our competitors, thereby making it more difficult for us to compete.

We depend on third parties to market and sell our products and services, and their inability to do so effectively could impair our revenue and our reputation.

We select third-party distributors, in some cases on an exclusive basis, and rely on them to market and sell our products and services to end users and to determine the prices end users pay. We also depend on our distributors to develop innovative and improved solutions and applications integrating our product and service offerings. As a result of these arrangements, we are dependent on the performance of our distributors to generate most of our revenue. Our distributors operate independently of us, and we have limited control over their operations, which exposes us to significant risks. Distributors may not commit the same level of resources to market and sell our products and services that we would, and these distributors may also market and sell competitive products and services. In addition, our distributors may not comply with the laws and regulatory requirements in their local jurisdictions, which could limit their ability to market or sell our products and services. If our distributors develop

faulty or poorly performing products using our technology or services, we may be subject to claims, and our reputation could be harmed. If current or future distributors do not perform adequately, or if we are unable to locate competent distributors in particular countries and secure their services on favorable terms, we may be unable to increase or maintain our revenue in these markets or enter new markets, we may not realize our expected growth, and our brand image and reputation could be hurt. For example, in 2023, we announced an arrangement with Qualcomm Technologies, Inc., or Qualcomm, to include our services on a processor for use in smartphones and act as our VAM and service provider with smartphone manufacturers. Although Qualcomm successfully developed and demonstrated the service, they were unable to market the processor successfully to smartphone manufacturers. As a result, Qualcomm elected to terminate our arrangement with them. This arrangement included large penalties had we marketed a similar technology with another partner; as a result, we experienced a substantial delay in our ability to develop similar services with other third parties.

In addition, we may lose distributors due to competition, industry consolidation, regulatory developments, business developments affecting our distributors or their customers, or for other reasons. In 2009, one of our largest competitors, Inmarsat (now Viasat), acquired our then largest distributor, Stratos Global Wireless, Inc., and in 2014, Inmarsat acquired Globe Wireless, one of our service providers. Following each acquisition, Inmarsat essentially stopped promoting sales of our products and services, and they and other competitors could further reduce their distribution efforts with respect to our products and services in the future. Any future consolidation of our distributors would further increase our reliance on a few key distributors of our services and the amount of volume discounts that we may have to give those distributors. Our two largest commercial distributors, Marlink Group and Garmin, together represented approximately 10% of our revenue for the year ended December 31, 2024, and our ten largest distributors represented, in the aggregate, 30% of our revenue for the year ended December 31, 2024. The loss or consolidation of any of these distributors, or a decrease in the level of effort expended by any of them to promote our products and services, could reduce the distribution of our products and services as well as the development of new products and applications, which would negatively affect our revenue.

Our business was negatively affected by the COVID-19 pandemic, actions taken to mitigate the pandemic, and the economic disruptions that resulted. A resurgence or similar pandemic in the future could harm our business.

The COVID-19 pandemic, the steps taken to respond, and the resulting substantial domestic and global economic disruption led to reduced sales and limited our distributors' ability to install or service our products. The aviation industry was particularly hard hit, which had an adverse effect on our primary hosted payload customer, Aireon, in which we have also made substantial investments.

The pandemic also negatively affected the payment of accounts receivable and collections. For example, one of our distributors sought protection in bankruptcy, reducing the amount we received from them for past services. Finally, factors related to the pandemic, including changing work environments, concerns over safety, reluctance to obtain vaccines, and changing economic conditions, caused an increase in employee resignations across many industries and companies, including ours.

Any resurgence of the COVID-19 pandemic, or another future pandemic, that causes similar disruption could further adversely affect our business, results of operations and financial condition.

We rely on a limited number of key vendors for supply of equipment, components and services and the loss of any such supplier, shortages experienced by such suppliers, or changes in trade policy such as tariffs, could cause us to incur additional costs and delays in the production and delivery of our products, which could reduce the sales of those products and use of the related services.

We currently rely on a limited number of manufacturers of our devices, including our mobile handsets, L-band transceivers and SBD devices. We also utilize sole source suppliers for some of the component parts of our devices. If any of our suppliers were to terminate its relationship with us, we may not be able to find a replacement supplier in a timely manner, at an acceptable price or at all.

Further, our manufacturers and suppliers may cease production of our components or products or become capacity-constrained, or could face financial difficulties as a result of a surge in demand, a natural disaster or other event. For example, several of our suppliers experienced production delays as a result of the global silicon chip shortage. As a result, we experienced delays in fulfilling some product orders. These delays increased our costs and reduced our sales of those products and use of the related services.

Any future delay in production or delivery of our products or components by our suppliers could similarly adversely affect our business. Changes to trade policy by the U.S. or foreign governments, including tariff and customs regulations, could increase our costs, cause delays or cause us to evaluate alternative sourcing, all of which could adversely impact our operations.

Even if we are able to replace or supplement sole source or other component suppliers, there could be a substantial period of time in which our products would not be available; any new relationship may involve higher costs and delays in development and delivery, and we may encounter technical challenges in successfully replicating the manufacturing processes. If our manufacturers or suppliers terminate their relationships with us, fail to provide equipment or services to us on a timely basis, or fail to meet our performance expectations, we may be unable to provide products or services to our customers in a competitive manner, which could in turn negatively affect our financial results and our reputation.

Our Russian operations have been and may continue to be affected by Russia's invasion of Ukraine and related sanctions imposed in response, and we may in the future choose or be required to further limit or shut down those operations entirely.

We provide satellite communications services in Russia through two local subsidiaries employing 36 people and authorized Russian service providers, using a dedicated gateway in Russia. As a result of Russia's invasion of Ukraine in February 2022, we ceased shipments of equipment to Russia and made other adjustments to our operations in light of U.S. and international sanctions. In each of the years 2022 through 2024, revenue from our operations in Russia, all of which was service revenue, represented approximately 2% of our total revenue. Our sales in Russia are conducted in rubles and then translated to U.S. dollars in our financial results. The value of the ruble has fluctuated substantially since the invasion, which may affect our reported revenues. As a result of these factors, we expect revenue from our operations in Russia to be variable and difficult to predict.

In addition, we may in the future choose or be required to further limit or cease operations in Russia entirely, in which case we will no longer receive any revenue from those operations. We could also incur significant expenses as a result of the process of shutting down operations in Russia.

Conducting and expanding our operations outside the United States creates numerous risks, which may harm our operations and compromise our ability to expand our international operations.

We have significant operations outside the United States. We estimate that commercial data traffic originating outside the United States accounted for 94% and 96% of total commercial data traffic for the years ended December 31, 2024 and 2023, respectively, while commercial voice traffic originating outside the United States accounted for 91% of total commercial voice traffic for each of the years ended December 31, 2024 and 2023. We cannot provide the precise geographical distribution of revenue from end users because we do not contract directly with them. Instead, we determine the country in which we earn our revenue based on where we invoice our distributors. These distributors sell services directly or indirectly to end users, who may be located or use our products and services elsewhere. We and our distributors are also seeking authorization to sell our services in additional countries.

Conducting operations outside the United States involves numerous risks and, while expanding our international operations would advance our growth, it would also increase our exposure to these risks.

Risks associated with the potential expansion of our international operations include:

- difficulties in penetrating new markets due to established and entrenched competitors;
- difficulties in developing products and services that are tailored to the needs of local customers;
- lack of local acceptance or knowledge of our products and services;
- lack of recognition of our products and services;
- unavailability of, or difficulties in establishing, relationships with distributors;
- significant investments, including the development and deployment of dedicated gateways, as some countries require physical gateways within their jurisdiction to connect the traffic coming to and from their territory;
- instability of international economies and governments;
- effects of a global pandemic, such as COVID-19, including on international economies, supply chains and travel;
- changes in laws and policies affecting trade and investment in other jurisdictions, including tariffs;
- exposure to varying legal standards, including data privacy, security and intellectual property protection in other jurisdictions;
- difficulties in obtaining required regulatory authorizations;
- difficulties in enforcing legal rights in other jurisdictions;
- local domestic ownership requirements;
- requirements that operational activities be performed in-country;
- changing and conflicting national and local regulatory requirements;
- foreign currency exchange rates and exchange controls; and

- ongoing compliance with the U.S. Foreign Corrupt Practices Act, U.S. export controls, anti-money laundering and trade sanction laws, and similar international anti-corruption and trade laws in other countries.

If any of these risks were to materialize, it could affect our ability to successfully compete and expand internationally.

Government organizations, foreign military and intelligence agencies, natural disaster aid associations, and event-driven response agencies use our commercial voice and data satellite communications services. Accordingly, we may experience reductions in usage due to changing global circumstances.

The prices for our products and services are typically denominated in U.S. dollars. Any appreciation of the U.S. dollar against other currencies will increase the cost of our products and services to our international customers and, as a result, may reduce the competitiveness of our international offerings and make it more difficult for us to grow internationally.

Pursuing strategic transactions may cause us to incur additional risks.

We may pursue acquisitions, joint ventures or other strategic transactions from time to time. We may face costs and risks arising from any such transactions, including integrating a new business into our business or managing a joint venture. These risks may include adverse legal, organizational and financial consequences, loss of key customers and distributors, and diversion of management's time. In April 2024, we completed the acquisition of Satelles, Inc., adding a new line of business, which we refer to as our positioning, navigation and timing, or PNT, business. This was our first acquisition of another company. We may not be successful in growing the PNT business as we have projected, which could harm our financial condition and results of operations. To the extent we pursue additional strategic transactions, we also may not be successful in integrating the acquired business or otherwise deriving the expected benefit from the transaction.

In addition, any major business combination or similar strategic transaction may require significant additional financing, and our ability to obtain such financing may be restricted by the credit agreement governing our currently outstanding term loan with various lenders administered by Deutsche Bank AG, or the Term Loan. Further, depending on market conditions, investor perceptions of our company and other factors, we might not be able to obtain financing on acceptable terms, in acceptable amounts, or at appropriate times to implement any such transaction. Any such financing, if obtained, may dilute existing stockholders.

Spectrum values historically have been volatile, which could cause the value of our business to fluctuate.

Our business plan is evolving, and it may in the future include forming strategic partnerships to maximize value for our spectrum, network assets and combined service offerings in the United States and internationally. Values that we may be able to realize from such partnerships will depend in part on the value placed on our spectrum authorizations. Valuations of spectrum in other frequency bands historically have been volatile, and we cannot predict at what amount a future partner may be willing to value our spectrum and other assets. In addition, to the extent that the FCC takes action that makes additional spectrum available or promotes the more flexible use or greater availability of existing satellite or terrestrial spectrum allocations, for example by means of spectrum leasing or new spectrum sales, the availability of such additional spectrum could reduce the value of our spectrum authorizations and, as a result, the value of our business.

We may be negatively affected by global economic conditions.

Our operations and performance depend significantly on worldwide economic conditions. Uncertainty about global economic conditions poses a risk as individual consumers, businesses and governments may postpone spending in response to tighter credit, negative financial news, declines in income or asset values, or budgetary constraints. Reduced demand would cause a decline in our revenue and make it more difficult for us to operate profitably, potentially compromising our ability to pursue our business plan. We expect our future growth rate will be affected by the condition of the global economy, increased competition, maturation of the satellite communications industry, and the difficulty in sustaining high growth rates as we increase in size. Any substantial appreciation of the U.S. dollar may also negatively affect our growth by increasing the cost of our products and services in foreign countries.

Our ability to operate our company effectively could be impaired if we lose members of our senior management team or key technical personnel.

We depend on the continued service of key managerial and technical personnel and personnel with security clearances, as well as our ability to continue to attract and retain highly qualified personnel. We compete for such personnel with other companies, government entities, academic institutions and other organizations. The unexpected loss or interruption of the services of such

personnel could compromise our ability to effectively manage our operations, execute our business plan and meet our strategic objectives.

Risks related to our capital structure

We have a considerable amount of debt, which may limit our ability to fulfill our obligations and/or to obtain additional financing.

As of December 31, 2024, we had \$1,807.7 million of consolidated gross indebtedness. Our capital structure and reliance on indebtedness can have several important consequences, including, but not limited to, the following:

- If future cash flows are insufficient, we may not be able to make principal or interest payments on our debt obligations, which could result in the occurrence of an event of default under one or more of those debt instruments.
- Our leverage level could increase our vulnerability to adverse economic and industry conditions.
- Our indebtedness requires us to dedicate a substantial portion of our cash flow from operations to payments on our debt, thereby reducing the availability of our cash flow for operations and other purposes.
- The interest on our debt is floating, and increases in the rate could increase our interest payments significantly for the portion we do not hedge (see “Item 7A. Quantitative and Qualitative Disclosures About Market Risk” in this report for more information about our hedging activities). Furthermore, our current fixed rate cap ends in November 2026, and we may not be able to maintain the same interest rate cap level, which could result in a significant increase in our interest payments.
- Our leverage level could make it more difficult for us to satisfy our obligations to our lenders, resulting in possible defaults on and acceleration of such indebtedness.
- Our leverage level could place us at a competitive disadvantage compared to any competitors that have less debt or comparable debt at more favorable interest rates and that, as a result, may be better positioned to withstand economic downturns.
- Our consolidated indebtedness has the general effect of reducing our flexibility to react to changing business and economic conditions insofar as they affect our financial condition. The interest rates at which we might secure additional financings may be higher than our currently outstanding debt instruments or higher than forecasted at any point in time, which could adversely affect our business, financial condition, results of operations and cash flows.
- Market conditions could affect our access to capital markets, restrict our ability to secure financing to make planned capital expenditures and investments and pay other expenses, which could adversely affect our business, financial condition, cash flows and results of operations.

Further, despite our substantial levels of indebtedness, we and our subsidiaries have the ability to incur substantially more indebtedness, which could further intensify the risks described above.

If we do not generate sufficient cash flows, we may be unable to repay our Term Loan when it matures.

We will need to repay our Term Loan in full at maturity in September 2030. If our cash flows and capital resources are insufficient to repay the Term Loan when it matures, we may have to undertake alternative financing plans, such as refinancing or restructuring our debt, selling assets or operations, reducing or delaying capital investments, or seeking to raise additional capital. We may not be able to refinance our debt, or any refinancing of our debt could be at higher interest rates and may require us to comply with more restrictive covenants that could further restrict our business operations. Our ability to implement successfully any such alternative financing plans will depend on a range of factors, including our financial condition, general economic conditions and the level of activity in capital markets generally. Failure to repay or refinance the Term Loan at or prior to maturity would result in an event of default under the Term Loan.

The credit agreement governing our Term Loan contains cross-default or cross-acceleration provisions that may cause all of the debt issued under that instrument to become immediately due and payable because of a default under an unrelated debt instrument.

Our failure to comply with the obligations contained in the credit agreement governing our Term Loan or other future instruments of indebtedness could result in an event of default under the applicable instrument, which could result in the related debt and the debt issued under other instruments (together with accrued and unpaid interest and other fees) becoming immediately due and payable. In such event, we would need to raise funds from alternative sources, which funds may not be available to us on favorable terms, on a timely basis, or at all. Alternatively, such a default could require us to sell our assets and otherwise curtail our operations in order to pay our creditors. These alternative measures could have a material adverse effect on our business, financial position, results of operations and/or cash flows, which could cause us to become bankrupt or insolvent or otherwise impair our ability to make payments in respect of our indebtedness.

If we default under the Term Loan, the lenders may require immediate repayment in full of amounts borrowed or foreclose on our assets.

The credit agreement governing our Term Loan contains events of default, including cross-default with other indebtedness, bankruptcy, and a change in control (as defined in the credit agreement). If we experience an event of default, the lenders may require repayment in full of all principal and interest outstanding under the Term Loan. If we fail to repay such amounts, the lenders may foreclose on the assets we have pledged under the Term Loan, which includes substantially all of the assets of our domestic subsidiaries, including our principal operating subsidiary, Iridium Satellite LLC.

Certain provisions in the credit agreement governing our Term Loan limit our financial and operating flexibility.

The credit agreement governing our Term Loan contains covenants that place restrictions on, among other things, our ability to:

- incur liens,
- engage in mergers or asset sales,
- pay dividends,
- repay subordinated indebtedness,
- incur indebtedness,
- make investments and loans, and
- engage in other specified transactions.

These restrictions are typically structured with dollar limits based on a percentage of our trailing twelve month earnings before interest, taxes, depreciation and amortization and vary depending on our leverage level (in each case as calculated under the credit agreement). Complying with these restrictions may make it more difficult for us to successfully execute our business plan and compete against companies who are not subject to such restrictions.

Our Board of Directors may reduce, suspend or terminate our planned dividends.

Since 2023, we have paid quarterly cash dividends on our common stock. Decisions regarding future dividends are within the discretion of the Board of Directors and may be influenced by a number of factors, including the price of our common stock, general business and economic conditions, our financial condition and operating results, the emergence of alternative investment or acquisition opportunities, changes in our business strategy and other factors. These or other factors could cause our Board of Directors to reduce, suspend or terminate our planned quarterly dividends, which could reduce the value of our common stock. For more information on our dividends, see “Management’s Discussion and Analysis of Financial Conditions and Results of Operations.”

Adverse changes in our credit ratings or withdrawal of the ratings assigned to our debt securities by rating agencies may negatively affect us.

Our ability to access capital markets is important to our ability to operate our business. Increased scrutiny of the satellite industry and the impact of regulation, as well as changes in our financial performance and unfavorable conditions in the capital markets could result in credit agencies reexamining our credit ratings. A downgrade in our credit ratings could restrict or discontinue our ability to access capital markets at attractive rates and increase our borrowing costs. Furthermore, any rating assigned could be lowered or withdrawn entirely by a rating agency if, in that rating agency’s judgment, future circumstances relating to the basis of the rating, such as adverse changes, so warrant. Any future lowering of our ratings likely would make it more difficult or more expensive for us to obtain additional debt financing.

The market price of our common stock may be volatile.

The trading price of our common stock may be subject to substantial fluctuations. Factors affecting the trading price of our common stock may include:

- failure in the performance of our satellites;
- actual or anticipated variations in our operating results, including termination or expiration of one or more of our key contracts, or a change in sales levels under one or more of our key contracts;
- failure of Aireon to successfully carry out its business plan or obtain expected financing;
- failure to comply with the terms of the credit agreement governing our Term Loan;
- sales of a large number of shares of our common stock or the perception that such sales may occur;
- the dilutive effect of outstanding stock options and other equity awards;

- changes in financial estimates by industry analysts, or our failure to meet or exceed any such estimates, or changes in the recommendations of any industry analysts that elect to follow our common stock or the common stock of our competitors;
- impairment of intangible assets;
- actual or anticipated changes in economic, political or market conditions, such as recessions or international currency fluctuations;
- actual or anticipated changes in the regulatory environment affecting our industry;
- changes in the market valuations of our competitors;
- low trading volume; and
- announcements by our competitors regarding significant new products or services or significant acquisitions, strategic partnerships, divestitures, joint ventures or other strategic initiatives.

The trading price of our common stock might also decline in reaction to events that affect other companies in our industry even if these events do not directly affect us. If our stock, the market for other stocks in our industry, or the stock market in general experiences a loss of investor confidence, the trading price of our common stock could decline for reasons unrelated to our business, financial condition or results of operations.

Risks related to legal and regulatory matters

Our business is subject to extensive government regulation, which mandates how we may operate our business and may increase our cost of providing services and slow our expansion into new markets.

Our ownership and operation of a satellite communications system and the sale of products that operate on that system are subject to significant regulation in the United States, including by the FCC, the U.S. Department of Commerce and others, and in foreign jurisdictions by similar local authorities. The rules and regulations of these U.S. and foreign authorities may change, and such authorities may adopt regulations that limit or restrict our current or future operations or expand those of our competitors, including our orbital debris mitigation obligations. Such authorities may also make changes in the licenses of our competitors that affect our spectrum. Such changes may significantly affect our business. Further, because regulations in each country are different, we may not be aware if some of our distribution partners or persons with whom we or they do business do not hold the requisite licenses and approvals. Our failure to provide services in accordance with the terms of our licenses or our failure to operate our satellites or ground stations as required by our licenses and applicable laws and government regulations could result in the imposition of government sanctions on us, including the suspension or cancellation of our licenses. Our failure or delay in obtaining the approvals required to operate in other countries would limit or delay our ability to expand our operations into those countries. Our failure to obtain industry-standard or government-required certifications for our products could compromise our ability to generate revenue and conduct our business in other countries. Any imposition of sanctions, loss of license or failure to obtain the authorizations necessary to use our assigned radio frequency spectrum and to distribute our products in the United States or foreign jurisdictions could cause us to lose sales, hurt our reputation and impair our ability to pursue our business plan.

In addition, one of our subsidiaries, Iridium Carrier Services LLC, holds a common carrier radio license and is thus subject to regulation as a common carrier, including limitations and prior approval requirements with respect to direct or indirect foreign ownership. A change in the manner in which we provide service, or a failure to comply with any common carrier regulations that apply to us or to pay required fees, could result in sanctions including fines, loss of authorizations, or the denial of applications for new authorizations or the renewal of existing authorizations.

Interference with our satellite spectrum, including by operators seeking to repurpose L-band for terrestrial services, could adversely impact our ability to provide our services.

Although we have globally coordinated rights to the use of our spectrum, spectrum interference may adversely affect the performance of our system for customers of our existing and future services. Sources of harmful interference could include unauthorized use of our spectrum, increased use of shared spectrum and certain usages in adjacent bands. In particular, the FCC granted a waiver in 2020 to Ligado Networks to operate a terrestrial nationwide network in the United States on MSS spectrum that includes a 10 MHz band close to the spectrum that we use for all of our services. Ligado's implementation of ATC or direct-to-device services, whether on its own or by leasing its spectrum to a third party, may affect the performance of our system for customers of our existing and future services. We, along with a variety of other private parties and the National Telecommunications and Information Administration on behalf of federal government users, filed petitions for reconsideration opposing this waiver out of concern for the interference that we believe Ligado's proposed operations would cause. While the FCC's decision to approve Ligado Network's waiver included conditions designed to protect satellite services that use L-band

spectrum from harmful interference, these conditions may prove inadequate, resulting in harmful interference with our satellites and devices. These petitions remain pending.

In October 2023, Ligado sued the U.S. government alleging that the Department of Defense, the Department of Commerce, and Congress unlawfully prevented Ligado from using its FCC authorized spectrum and seeking damages based on its inability to deploy ATC services in the spectrum. The litigation is ongoing.

In January 2025, Ligado and its affiliates filed a petition for voluntary reorganization under Chapter 11 of the United States Bankruptcy Code. As part of its reorganization, it intends to execute an agreement to lease and potentially transfer its satellites, ground assets and L-band spectrum to AST SpaceMobile, Inc (retaining Ligado's ability to deploy ATC subject to resolution of its litigation with the U.S. government). The outcomes of the litigation and the bankruptcy may impact the outcome of the pending petitions for reconsideration before the FCC and the ability of Ligado or a lessee to implement ATC or direct-to-device services that may affect the performance of our network. If other countries permit similar terrestrial use of L-band spectrum in the 1.6 GHz band, the performance of our system may be subject to interference there as well.

If the FCC revokes, modifies or fails to renew our licenses, or fails to grant a new license or modification, our ability to operate will be harmed or eliminated.

We hold FCC licenses, specifically a license for our satellite constellation, licenses for our U.S. gateway and other ground facilities, and blanket earth station licenses for U.S. government customers and commercial subscribers, that are subject to revocation if we fail to satisfy specified conditions. The FCC licenses are also subject to modification by the FCC. Our satellite constellation license expires on February 23, 2032. Our U.S. gateway earth station and the U.S. government customer and commercial subscriber earth station licenses expire between February 2036 and March 2037. There can be no assurance that the FCC will renew the FCC licenses we hold or grant new ones or modifications. If the FCC revokes, modifies or fails to renew the FCC licenses we hold, or fails to grant a new license or modification, or if we fail to satisfy any of the conditions of our respective FCC licenses, we may not be able to continue to provide mobile satellite communications services.

As we and our distributors expand our offerings to include more consumer-oriented devices, we are more likely to be subject to product liability claims, recalls or litigation, which could adversely affect our business and financial performance.

Through our distributors, we offer several services and devices aimed at individual consumers, and we and our distributors continue to introduce additional services and devices for use with our services. For example, we are working to enable satellite messaging and emergency services directly in smartphones and other devices using our services, which may dramatically increase the number of devices that use our services. These services and devices aimed at individual consumers, such as location-based services, emergency services, satellite handsets, smartphones, and personal locator devices, may contain design and manufacturing defects. Defects may also occur in components and devices that we purchase from third parties or that our distributors offer. There can be no assurance we or our distributors will be able to detect and fix all defects in the services, hardware and software that we or our distributors sell. These services and devices could be used in isolated and dangerous locations, including emergency response situations, and users who suffer property damage, personal injury or death while using such services or devices may seek to assert claims or bring lawsuits against us. Further, it is possible that our distributors' devices could become the subject of consumer protection investigations, enforcement actions or litigation, including class actions. We seek to limit our exposure to all of these claims by maintaining a consumer protection compliance program, and through appropriate notices, disclosures, indemnification provisions and disclaimers, but these steps may not be effective or available in all cases. We also maintain product liability insurance, but this insurance may not cover any particular claim or litigation, or the amount of insurance may be inadequate to cover the claims brought against us. Product liability insurance could become more expensive and difficult to maintain and might not be available on acceptable terms or at all. In addition, it is possible that our or our distributors' devices could become the subject of a product recall as a result of a device defect. We do not maintain recall insurance, nor do we have control over our distributors' devices, and any recall could have a significant effect on our financial results. In addition to the direct expenses of and potential liability for product liability claims, investigations, recalls and litigation, a claim, investigation, recall or litigation might cause us adverse publicity, which could harm our reputation and compromise our ability to sell our services or devices in the future.

The collection, storage, transmission, use and disclosure of user data and personal information could give rise to liabilities or additional costs as a result of laws, governmental regulations, and evolving views of personal privacy rights and information security standards.

We transmit, process, and in some cases store in the normal course of our business, personal information. Many jurisdictions around the world have adopted laws and regulations regarding the collection, storage, transmission, use and disclosure of personal information. The legal standards for processing, storing and using this personal information continue to evolve, impose additional obligations and risk on our business, and have the potential to make some of our business processes more costly or less feasible. For example, numerous U.S. states have adopted consumer privacy laws that give residents expanded rights to

access and delete their personal information, opt out of certain personal information sharing, and receive detailed information about how their personal information is used by requiring companies to provide new disclosures to consumers and provide such consumers new ways to opt out of certain sales of personal information. In the EU, the European Commission enacted the General Data Protection Regulation, or GDPR, which since 2018 has imposed more stringent EU data protection requirements and provided for greater penalties for noncompliance.

In addition, the interpretation of privacy and data protection laws and regulations regarding the collection, storage, transmission, use and disclosure of such information in some jurisdictions remains unclear. These laws may be interpreted, applied and enforced in conflicting ways from state to state and country to country and in a manner that is not consistent with our current business practices. Complying with these varying privacy and data security legal requirements could cause us to incur additional costs and change our business practices. Further, our services are accessible in many foreign jurisdictions, and some of these jurisdictions may claim that we are required to comply with their laws, even where we have no operating entity, employees or infrastructure located in that jurisdiction. We could face direct expenses related to a variety of enforcement actions, government investigations, or litigation, and an interruption to our business and adverse publicity because of such enforcement actions, government investigations, or litigation. Such enforcement actions, government investigations, or litigation could also cause us to incur significant expenses if we were required to modify our products, our services, our infrastructure, or our existing security and privacy procedures in order to comply with new or expanded privacy and security regulations.

In addition, if end users allege that their personal information is not collected, stored, transmitted, used or disclosed by us or our business partners appropriately or in accordance with our policies or applicable laws, or that our failure to adequately secure their personal information compromised its security, we could have liability to them or to consumer protection agencies, including claims, investigations and litigation related to such allegations. Any failure on our part to protect end users' personal information could result in a loss of user confidence, harm our reputation, result in the loss of users, and cause us to incur significant expenses.

We have been and may in the future become subject to claims that our devices or services violate the patent or other intellectual property rights of others, which could be costly and disruptive to us.

We operate in an industry in which significant intellectual property claims and litigation are common, including the assertion of patents allegedly concerning industry standards, such as those developed by the 3GPP. As a result, we or our devices or services from time to time have been and may in the future be subject to intellectual property infringement claims or litigation. The defense of intellectual property suits is both costly and time-consuming, even if ultimately successful, and may divert management's attention from other business concerns. The resolution of an intellectual property claim or an adverse determination in litigation to which we may become a party could, among other things:

- require disputed rights to be licensed from a third party for royalties that may be substantial;
- subject us to significant liabilities to third parties, including treble damages;
- require us to cease using technology that is important to our business; or
- prohibit us from selling some or all of our devices or offering some or all of our services.

We may be unable to offer one or more services in important regions of the world due to regulatory requirements, which could limit our growth.

While our constellation is capable of providing service globally, our ability to sell one or more types of service in some regions may be limited by local regulations. Some countries have specific regulatory requirements such as lawful intercept and local domestic ownership requirements or requirements for physical gateways within their jurisdiction to connect traffic coming to and from their territory. In some countries, we may not be able to find an acceptable local partner or reach an agreement to develop additional gateways, or the cost of developing and deploying such gateways may be prohibitive, which could impair our ability to expand our product and service offerings in such areas and undermine our value for potential users who require service in these areas. Also, other countries where we already provide service may impose similar requirements in the future, which could restrict our ability to continue to sell service in those countries. The inability to offer to sell our products and services in all major international markets could impair our international growth. In addition, the construction of such gateways in foreign countries may trigger and require us to comply with various U.S. regulatory requirements that could conflict with or contravene the laws or regulations of the local jurisdiction. Any of these developments could limit, delay or otherwise interfere with our ability to construct gateways or other infrastructure or network solutions around the world.

Export control, sanctions, security and emergency services regulations in the United States and other countries may affect our ability to operate our system and to expand into new markets.

Our operations are subject to numerous governmental regulations, including those issued by (i) the U.S. Department of Commerce's Bureau of Industry and Security relating to the export of satellites and related technical data as well as our subscriber equipment, (ii) the U.S. Treasury Department's Office of Foreign Assets Control relating to transactions involving entities sanctioned by the United States, and (iii) the U.S. State Department's Office of Defense Trade Controls relating to satellite launch and to our support of Space Development Agency operations outside the United States. We are also required to provide U.S. and some foreign government law enforcement and security agencies with call interception services and related government assistance, in respect of which we face legal obligations and restrictions in various jurisdictions. Given our global operations and unique network architecture, these requirements and restrictions are not always easy to comply with or harmonize. In addition, some countries require providers of telecommunications services to connect specified emergency numbers to local emergency services. We have discussed and continue to discuss with authorities in various countries the procedures used to satisfy our obligations, and have had to, and may in the future need to, obtain amendments or waivers to licenses or obligations in various countries. Countries are not obligated to grant requested amendments or waivers, and there can be no assurance that relevant authorities will not suspend or revoke our licenses or take other legal actions to attempt to enforce the requirements of their respective jurisdictions.

These U.S. and foreign obligations and regulations may limit or delay our ability to offer products and services in a particular country. As new laws and regulations are issued, we may be required to modify our business plans or operations. In addition, changing and conflicting national and local regulatory requirements may cause us to be in compliance with local requirements in one country, while not being in compliance with the laws and regulations of another. If we fail to comply with regulations in the United States or any other country, we could be subject to substantial fines or sanctions that could make it difficult or impossible for us to operate in the United States or such other country, or we may need to make substantial additional expenditures to bring our systems, products and services into compliance with the requirements.

We may be unable to obtain and maintain contractually required liability insurance, and the insurance we obtain may not cover all liabilities to which we may become subject.

Under our agreements with Motorola Solutions and the U.S. government, we are required to maintain an in-orbit liability insurance policy with de-orbiting coverage for Block 1 satellites. The current policy, together with the de-orbiting endorsement, covers amounts that we and other specified parties may become liable to pay for bodily injury and property damages to third parties related to processing, maintaining, and de-orbiting our first-generation satellites. Our current policy has a one-year term, which expires on December 8, 2025, and excludes coverage for all third-party damages relating to the 2009 collision of our satellite with a non-operational Russian satellite. Our current in-orbit liability insurance policy also contains, and we expect and future policies would likewise contain, specified exclusions and material change limitations that are customary in the industry. The price, terms and availability of insurance have fluctuated significantly since we began offering commercial satellite services. The cost of obtaining insurance can vary as a result of either satellite failures or general conditions in the insurance industry. Higher premiums on insurance policies would increase our cost. In-orbit liability insurance policies on satellites may not continue to be available on commercially reasonable terms or at all. In addition to higher premiums, insurance policies may provide for higher deductibles, shorter coverage periods and additional policy exclusions.

In addition to our in-orbit liability insurance policy, we are required to maintain insurance to cover the potential liability of Motorola Solutions, the successor to the manufacturer of our first-generation satellites. We may not in the future be able to renew this coverage on reasonable terms and conditions, or at all. Our failure to maintain this insurance could increase our exposure to liability arising in relation to our first-generation satellites.

Wireless devices' radio frequency emissions are the subject of regulation and litigation concerning their environmental effects, which includes alleged health and safety risks. As a result, we may be subject to new regulations, demand for our services may decrease, and we could face liability based on alleged health risks.

There has been adverse publicity concerning alleged health risks associated with radio frequency transmissions from portable hand-held telephones that have transmitting antennas. Lawsuits have been filed against participants in the wireless industry alleging a number of adverse health consequences, including cancer, as a result of wireless phone usage. Other claims allege consumer harm from failures to disclose information about radio frequency emissions or aspects of the regulatory regimes governing those emissions. Although we have not been party to any such lawsuits, we may be exposed to such litigation in the future. While we believe we comply with applicable standards for radio frequency emissions and power and do not believe that there is valid scientific evidence that use of our devices poses a health risk, courts or governmental agencies could determine

otherwise. Any such finding could reduce our revenue and profitability and expose us and other communications service providers or device sellers to litigation, which, even if frivolous or unsuccessful, could be costly to defend.

If consumers' health concerns over radio frequency emissions increase, they may be discouraged from using wireless handsets or other wireless consumer devices. Further, government authorities might increase regulation of wireless handsets and other wireless consumer devices as a result of these health concerns. Any actual or perceived risk from radio frequency emissions could reduce the number of our subscribers and demand for our products and services.

Our ability to use our net operating loss carryforwards to offset future taxable income may be subject to certain limitations.

Our ability to utilize U.S. net operating loss carryforwards and other tax attributes may be limited if we experience an "ownership change" under Section 382 of the Internal Revenue Code of 1986, as amended, or the Code, which generally occurs if one or more stockholders or groups of stockholders who own at least 5% of our common stock increase their ownership in the aggregate by more than 50% over their lowest ownership percentage within a rolling period that begins on the later of three years prior to the testing date and the date of the last ownership change. Similar rules may apply under state tax laws. If such an ownership change were to occur, Section 382 of the Code would impose an annual limit on the amount of pre-ownership change net operating loss carryforwards and other tax attributes we could use to reduce our taxable income. It is possible that such an ownership change could materially reduce our ability to use our net operating loss carryforwards or other tax attributes to offset taxable income, which could impact our profitability.

We could be subject to adverse determinations by taxing authorities.

We are subject to regular review and audit by both domestic and foreign tax authorities. As a result, we have received, and may in the future receive, assessments in multiple jurisdictions on various tax-related assertions, including transfer pricing adjustments or permanent establishment. Any adverse outcome of such a review or audit could have a negative effect on our operating results and financial condition. In addition, the determination of our provision for income taxes and other tax liabilities requires significant judgment, including transactions and calculations where the ultimate tax determination is uncertain. Although we believe our estimates are reasonable, the ultimate tax outcome may differ from the amounts recorded in our consolidated financial statements and may materially affect our financial results in the period or periods for which such determination is made.

Changes in tax laws could increase our worldwide tax rate and materially affect our financial position and results of operations.

Tax policies, laws or rates in various jurisdictions may be subject to significant change, which could materially and adversely affect our financial position and results of operations. Further, organizations such as the Organization for Economic Cooperation and Development have published action plans that, if adopted by countries where we do business, could increase our tax obligations in these countries. Due to our U.S. and international business activities, certain of these enacted and proposed changes to the taxation of our activities could increase our worldwide effective tax rate, which in turn could harm our financial position and results of operations.

If we fail to maintain proper and effective internal controls, our ability to produce accurate financial statements on a timely basis could be impaired.

We are subject to the reporting requirements of the Securities Exchange Act of 1934, the Sarbanes-Oxley Act of 2002, the Dodd-Frank Wall Street Reform and Consumer Protection Act of 2010, and the rules and regulations of the SEC and The Nasdaq Global Select Market. The Sarbanes-Oxley Act requires, among other things, that we maintain effective disclosure controls and procedures and internal controls over financial reporting. We perform system and process evaluation and testing of our internal controls over financial reporting to allow management to report on the effectiveness of our internal controls over financial reporting in our Annual Reports on Form 10-K, as required by Section 404 of the Sarbanes-Oxley Act. If we are not able to comply with the requirements of Section 404 of the Sarbanes-Oxley Act in a timely manner, or if we are unable to maintain proper and effective internal controls, we may not be able to produce timely and accurate financial statements, and we may conclude that our internal controls over financial reporting are not effective. If that were to happen, the market price of our stock could decline, and we could be subject to sanctions or investigations by the Nasdaq Global Select Market, the SEC or other regulatory authorities.

Maintaining effective internal controls over financial reporting is necessary for us to produce reliable financial statements. If we fail to maintain such controls, it could result in a material misstatement of our financial statements that would not be prevented or detected on a timely basis, which could cause investors and other users to lose confidence in our financial statements.

Item 1B. Unresolved Staff Comments

None.

Item 1C. Cybersecurity

Risk management and strategy

We have implemented and maintain information security processes designed to identify, assess and manage material risks from cybersecurity threats to our information systems and critical data, including intellectual property and confidential information that is proprietary, strategic or competitive in nature. Our most important information system is our satellite network and related ground systems that carry our customers' traffic on our network. We also maintain critical internal computer networks, as well as third-party hosted services, communications systems, hardware and software.

Our management, led by our chief information officer, in conjunction with our internal management security committee and third-party service providers, helps to identify, assess and manage our cybersecurity threats and risks by monitoring and evaluating our threat environment and risk profile. These teams use a number of methods to do this, including manual and automated tools, internal and external threat assessments, and internal and external vulnerability assessments. The third parties we engage in this effort generally consist of threat intelligence service providers; cybersecurity consultants and software providers; penetration testing firms; monitoring services; forensic investigators; and other professional services firms, including legal counsel.

Depending on the environment and system, we implement and maintain several technical, physical, and organizational measures, processes, standards and policies designed to manage and mitigate material risks from cybersecurity threats to our systems and data. These include, for example, IT policies and procedures; a network security policy; an information and asset management policy; an information security policy; incident planning, detection and response plans, including backup systems; vulnerability management, including of third parties; risk assessments; establishment of network security controls, including physical security; annual employee training; systems monitoring; and penetration testing.

We integrate our assessment and management of material risks from cybersecurity threats into our overall risk management processes. For example, our management security committee generally meets on a monthly basis and evaluates material risks from cybersecurity threats against our overall business objectives. Our management generally provides reports and status updates to our board of directors on a quarterly basis, as the board monitors our overall enterprise risk.

In addition to our internal resources, we also use third-party service providers, including application providers and hosting companies, distributors, and supply chain resources. We have an IT vendor management program designed to identify and manage cybersecurity risks associated with our use of these providers. As part of this program, we typically conduct risk assessments for certain IT vendors on an annual basis, including, for example, using security assessment measures such as a security questionnaire, perform a review of the vendor's own security program, audits, and vulnerability scans. Depending on the nature of the services provided, the sensitivity of the information systems and data at issue, and the identity of the provider, our vendor management process may involve different levels of assessment designed to help identify cybersecurity risks associated with a provider and may impose contractual obligations related to cybersecurity on the provider.

Despite these measures, we may not be successful in preventing, mitigating or recovering from a cybersecurity incident, which could have a material adverse effect on our operations or financial results or reputation. While we maintain cybersecurity insurance, it may not be adequate to cover the costs related to cybersecurity incidents we experience. For a description of the primary risks from cybersecurity threats that may materially affect our business and how they may do so, see Part I, Item 1A. Risk Factors in this Annual Report on Form 10-K, including "— Our networks and those of our third-party service providers may be vulnerable to cybersecurity risks."

Governance

Our board of directors addresses cybersecurity risk management as part of its general oversight function. The board oversees our cybersecurity risk management processes, including oversight and mitigation of risks from cybersecurity threats.

Our cybersecurity risk assessment and management processes are implemented and maintained by members of our management team, led by our chief information officer, who has 20 years of experience in information technology roles and supported by our director of information security, who holds several certifications in the field of information security and technology. In addition to our chief information officer, our internal management security committee includes our chief executive officer, chief financial officer, chief operations officer and chief legal officer, as well as others within our organization in information technology roles.

Our chief information officer is responsible for hiring appropriate personnel and helping to integrate cybersecurity risk considerations into our overall risk management strategy and communicating key priorities to relevant personnel. Our chief information officer is also responsible for approving budgets, helping prepare for cybersecurity incidents, approving cybersecurity processes and reviewing security assessments and other security-related reports.

Our cybersecurity incident response and vulnerability management processes are designed to escalate certain cybersecurity incidents to members of management depending on the circumstances. Information regarding cyber incidents is reported at the monthly meeting of the management security committee or sooner if warranted. Members of this committee work with our incident response team to help mitigate and remediate cybersecurity incidents of which they are notified. Our incident response and vulnerability management processes include reporting by management to the board of directors for certain cybersecurity incidents.

The board generally receives quarterly reports from our chief operations officer, chief information officer or other members of management, as well as periodic presentations from outside advisors concerning our significant cybersecurity threats and risk and the processes we have implemented to address them. The board also has access to various reports, summaries or presentations related to cybersecurity threats, risk and mitigation.

Item 2. Properties

The following table describes the facilities we own or lease:

Location	Country	Approximate Square Feet	Facilities	Owned/Leased
McLean, Virginia	USA	30,600	Corporate Headquarters	Leased
Chandler, Arizona	USA	197,000	Technical Support Center, Distribution Center, Warehouse and Satellite Teleport Network Facility	Leased
Leesburg, Virginia	USA	40,000	Satellite Network Operations Center	Owned
Tempe, Arizona	USA	31,000	System Gateway and Satellite Teleport Network Facility	Owned Building on Leased Land
Chandler, Arizona	USA	24,000	Operations Office Space	Leased
Fairbanks, Alaska	USA	4,000	Satellite Teleport Network Facility	Owned
Svalbard	Norway	1,800	Satellite Teleport Network Facility	Owned Building on Leased Land
Izhevsk, Udmurtia	Russia	8,785	System Gateway and Satellite Teleport Network Facility	Leased
Punta Arenas	Chile	3,200	Satellite Teleport Network Facility	Owned Building on Leased Land

Item 3. Legal Proceedings

Neither we nor any of our subsidiaries are currently subject to any material legal proceeding, nor, to our knowledge, is any material legal proceeding threatened against us or any of our subsidiaries.

Item 4. Mine Safety Disclosures

Not applicable.

PART II

Item 5. Market for Registrant’s Common Equity, Related Stockholder Matters and Issuer Purchases of Equity Securities

Our common stock is currently listed on the Nasdaq Global Select Market under the symbol “IRDM.” As of February 7, 2025, there were 130 holders of record of our common stock.

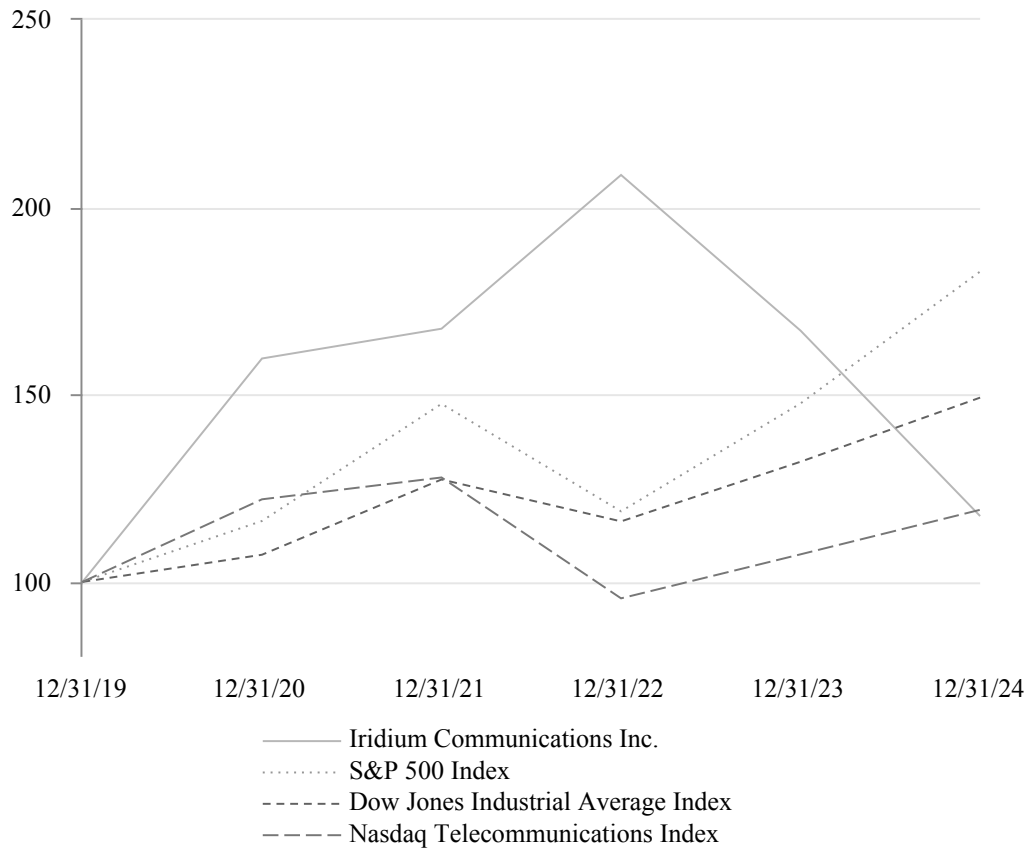
Dividends

Stockholders are entitled to receive, when and if declared by our Board of Directors from time to time, dividends and other distributions in cash, stock or property from our assets or funds legally and contractually available for such purposes. In February 2024, our Board of Directors approved a dividend of \$0.13 per share of common stock, which was paid on March 29 to stockholders of record as of March 15. In May 2024, August 2024 and December 2024, our Board of Directors approved dividends of \$0.14 per share of common stock, which were paid on June 28, September 30 and December 31, 2024 to stockholders of record as of June 14, September 13 and December 16, 2024, respectively. We made total dividend payments of \$64.7 million during 2024. Our liability related to dividends on common stock was \$2.5 million and \$1.3 million as of December 31, 2024 and 2023, respectively.

We currently expect that comparable cash dividends will continue to be paid in the future, although future dividends will depend on our earnings, capital requirements, financial conditions and other factors considered relevant by the Board. The Board of Directors plans to increase the quarterly dividend to \$0.15 per share starting with the third quarter 2025 dividend.

Stock Price Performance Graph

The graph below compares the cumulative total return of our common stock from December 31, 2019 through December 31, 2024, with the comparable cumulative return of three indices, the S&P 500 Index, the Dow Jones Industrial Average Index and the Nasdaq Telecommunications Index. The graph plots the growth in value of an initial investment of \$100 in each of our common stock, the S&P 500 Index, the Dow Jones Industrial Average Index and the Nasdaq Telecommunications Index over the indicated time periods. The stock price performance shown on the graph is not necessarily indicative of future price performance. The following stock price performance graph shall not be deemed to be “filed” for purposes of Section 18 of the Exchange Act, nor shall this information be incorporated by reference into any future filing under the Securities Act or the Exchange Act or any other document, except to the extent that we specifically incorporate it by reference into such filing or document.



Issuer Purchases of Equity Securities

The following table presents our monthly share repurchases for the quarter ended December 31, 2024:

Period	(a) Total number of shares purchased	(b) Average price paid per share	(c) Total number of shares purchased as part of publicly announced plans or programs	(d) Maximum dollar value of shares that may yet be purchased under the plans or programs
October 1-31	1,756,195	\$29.98	1,756,195	\$499.6 million
November 1-30	1,594,591	\$29.16	1,594,591	\$453.1 million
December 1-31	763,884	\$29.85	763,884	\$430.3 million
Total	4,114,670	\$29.65	4,114,670	\$430.3 million

In July 2023, our board of directors authorized a share repurchase program of up to \$400.0 million through December 31, 2025, and in September 2024, our board of directors authorized an additional share repurchase program of up to \$500.0 million through December 31, 2027. Since initiating share repurchases in February 2021, our board has authorized the repurchase of an aggregate \$1,500.0 million of our common stock, including the programs referenced above. All shares included in the table above were purchased under this authorization in open market transactions. Amounts reported in the table above do not include commissions incurred or excise taxes payable in connection with the repurchases.

Item 6. [Reserved].

Item 7. Management’s Discussion and Analysis of Financial Condition and Results of Operations

A discussion regarding our financial condition and results of operations for the year ended December 31, 2023 compared to the year ended December 31, 2022 can be found in Part II, Item 7, “Management’s Discussion and Analysis of Financial Condition and Results of Operations,” of our Annual Report on Form 10-K for the year ended December 31, 2023, as filed with the SEC on February 15, 2024.

Overview of Our Business

We are engaged primarily in providing mobile voice and data communications services using a constellation of orbiting satellites. We are the only commercial provider of communications services offering true global coverage, connecting people, organizations and assets to and from anywhere, in real time. Our low-earth orbit, L-band satellite network provides reliable, weather-resilient communications services to regions of the world where terrestrial wireless or wireline networks do not exist or are limited, including remote land areas, open ocean, airways, the polar regions and regions where the telecommunications infrastructure has been affected by political conflicts or natural disasters.

We provide voice and data communications services to businesses, the U.S. and foreign governments, non-governmental organizations and consumers via our satellite network, which has an architecture of 66 operational satellites with in-orbit spares and related ground infrastructure. We utilize an interlinked mesh architecture to route traffic across the satellite constellation using radio frequency crosslinks between satellites. This unique architecture minimizes the need for ground facilities to support the constellation, which facilitates the global reach of our services and allows us to offer services in countries and regions where we have no physical presence.

In 2024, we acquired Satelles, Inc., or Satelles, a provider of highly secure, satellite-based position, navigation and timing (PNT) services that complement and protect GPS and other Global Navigation Satellite System, or GNSS, reliant systems. Time synchronization and location data play an important role in the global economy, particularly for major industries supported by critical infrastructure, such as financial services, telecommunications, cyber-security and transportation. We believe the acquisition of Satelles’s business could generate substantial growth in our service revenue, as well as incremental equipment and engineering services revenue over the coming years from both government and commercial customers. See [Note 12](#) to our consolidated financial statements included in this annual report.

We sell our products and services to commercial end users through a wholesale distribution network, encompassing approximately 110 service providers, 310 value-added resellers, or VARs, and 85 value-added manufacturers, or VAMs, who either sell directly to the end user or indirectly through other service providers, VARs or dealers. These distributors often integrate our products and services with other complementary hardware and software and have developed a broad suite of applications for our products and services targeting specific lines of business.

At December 31, 2024, we had approximately 2,460,000 billable subscribers worldwide, an increase of 181,000, or 8%, from approximately 2,279,000 billable subscribers at December 31, 2023. We have a diverse customer base, including end users in land-mobile, Internet of Things, or IoT, maritime, aviation and government.

We recognize revenue primarily from the provision of services and the sale of equipment. Service revenue represented 74% of total revenue for each of the years ended December 31, 2024 and 2023. Voice and data, IoT data and broadband service revenues have historically generated higher margins than subscriber equipment revenue, and we expect this trend to continue. We also recognize revenue from our hosted payloads, principally from Aireon, including fees for hosting the payloads and fees for transmitting data from the payloads over our network, as well as revenue from other services, such as satellite time and location services.

Term Loan and Revolving Facility

On September 20, 2023, pursuant to a credit agreement (or, as amended to date, the Credit Agreement), we refinanced our previously existing term loan resulting in borrowing of \$1,500.0 million, or the Term Loan, issued at a price equal to 99.75%, and an accompanying \$100.0 million revolving loan, or the Revolving Facility. The maturity date of the Term Loan is in September 2030. During the year ended December 31, 2024, we borrowed an additional \$325.0 million under our Term Loan, comprised of \$125.0 million on March 25, 2024 and \$200.0 million on July 30, 2024. The additional amounts borrowed are fungible with the original \$1,500.0 million, and have the same maturity date, interest rate and other terms. The additional \$125.0 million was issued at a price equal to 99.875% of its face value, while the additional \$200.0 million was issued at a price equal to 99.0% of its face value.

The proceeds from the March 2024 additional Term Loan were used for the acquisition of Satelles on April 1, 2024. In April 2024, we drew down \$50.0 million on our Revolving Facility for general corporate purposes, including the funding of repurchases of our common stock. This amount was repaid with the expansion of the Term Loan in July 2024, and there were no amounts outstanding under the Revolving Facility as of December 31, 2024. The remaining proceeds from the July 2024 additional Term Loan have been used for general corporate purposes, including share repurchases.

The Term Loan has been repriced on several occasions, most recently in June 2024, and currently bears interest at an annual rate equal to the Secured Overnight Financing Rate, or SOFR, plus 2.25%, with a 0.75% SOFR floor. We typically select a one-month interest period, with the result that interest is calculated using one-month SOFR. Interest is paid monthly on the last business day of the month. Principal payments, payable quarterly, equal \$18.3 million per annum, which is one percent of the full principal amount of the Term Loan, with the remaining principal due upon maturity.

The Revolving Facility bears interest at an annual rate of SOFR plus 2.25% (but without a SOFR floor) if and as drawn, with no original issue discount, a commitment fee of 0.5% per year on the undrawn amount, which is reduced to 0.375% if we have a consolidated first lien net leverage ratio, as defined in the Credit Agreement, of less than 3.5 to 1. The Revolving Facility has a maturity date in September 2028. See Note 6 to the consolidated financial statements included in this annual report for further discussion of our Term Loan and Revolving Facility.

As of December 31, 2024, we reported an aggregate balance of \$1,807.7 million in borrowings under the Term Loan, before \$16.9 million of net deferred financing costs, for a net principal balance of \$1,790.9 million outstanding in our consolidated balance sheet. Our Revolving Facility was undrawn as of December 31, 2024.

Our Term Loan contains no financial maintenance covenants. With respect to the Revolving Facility, we are required to maintain a consolidated first lien net leverage ratio of no greater than 6.25 to 1 if more than 35% of the Revolving Facility has been drawn, or subject to letter of credit exposure. As of December 31, 2024, the aggregate exposure under the Revolving Facility was less than 35%. The Credit Agreement contains other customary representations and warranties, affirmative and negative covenants, and events of default.

The Credit Agreement restricts our ability to incur liens, engage in mergers or asset sales, pay dividends, repay subordinated indebtedness, incur indebtedness, make investments and loans, and engage in other transactions as specified in the Credit Agreement. The Credit Agreement provides for specified exceptions, including baskets measured as a percentage of trailing

twelve months of earnings before interest, taxes, depreciation and amortization, or EBITDA, and unlimited exceptions in the case of incurring indebtedness and liens and making investments, dividend payments, and payments of subordinated indebtedness, based on achievement and maintenance of specified leverage ratios. The Credit Agreement permits repayment, prepayment, and repricing transactions, subject, in the case of the Term Loan, to a 1% penalty in the event the Term Loan is prepaid or repriced within the first six months from the refinancing date. The Credit Agreement also contains a mandatory prepayment sweep mechanism with respect to a portion of our excess cash flow (as defined in the Credit Agreement) in the event our consolidated first lien net leverage ratio rises above 3.5 to 1. Our mandatory excess cash flow prepayment, as specified in the Credit Agreement, was \$28.6 million as of December 31, 2024. This amount is scheduled to be paid in 2025 and will be applied towards our required quarterly principal payments. As such, it was classified under current short-term secured debt in our consolidated balance sheet as of December 31, 2024. The Credit Agreement permits repayment, prepayment, and repricing transactions. We were in compliance with all covenants under the Credit Agreement as of December 31, 2024.

Derivative Financial Instruments

In July 2021, we entered into an interest rate cap agreement, or the Cap, that began in December 2021. The Cap manages our exposure to interest rate movements on a portion of the Term Loan through November 2026. The Cap, which was not affected by the refinancing of the Term Loan in September 2023 or the 2024 increases and repricing, is designed to mirror the terms of the Term Loan and to offset the cash flows being hedged. We designated the Cap as a cash flow hedge of the variability of the SOFR-based interest payments on the Term Loan. The effective portion of the Cap's change in fair value is recorded in accumulated other comprehensive income (loss) and reclassified into earnings during the period in which the hedged transaction affects earnings.

The Cap provides us the right to receive payment from the counterparty if one-month SOFR exceeds 1.436%. We began paying a fixed monthly premium based on an annual rate of 0.31% for the Cap in December 2021. The Cap carried a notional amount of \$1.0 billion as of December 31, 2024 and 2023.

See [Note 7](#) to our consolidated financial statements included in this report for further discussion of our derivative financial instruments.

Total Interest on Debt and Loss on Extinguishment

Total interest incurred includes amortization of deferred financing fees and capitalized interest. We incurred third-party financing costs of \$2.3 million in connection with the expansion of the Term Loan in July 2024, \$1.9 million related to the repricing of the Term Loan in June 2024 and \$1.6 million in connection with the expansion of the Term Loan in March 2024, substantially all of which we expensed as incurred. Due to the refinancing of the Term Loan in 2023, we incurred third-party financing costs of \$15.9 million, of which \$14.7 million was expensed. These costs are included within interest expense on the consolidated statements of operations and comprehensive income (loss).

Total interest incurred during the years ended December 31, 2024, 2023 and 2022 was \$102.8 million, \$102.3 million and \$72.1 million, respectively. Interest incurred includes amortization of deferred financing fees of \$2.7 million, \$4.0 million and \$4.8 million for the years ended December 31, 2024, 2023 and 2022, respectively. Interest capitalized during the years ended December 31, 2024, 2023 and 2022 was \$5.0 million, \$5.1 million and \$2.6 million, respectively. As of December 31, 2024 and 2023, accrued interest on the Term Loan was \$0.3 million and \$1.0 million, respectively.

Material Trends and Uncertainties

Our industry and customer base have historically grown as a result of:

- demand for remote and reliable mobile communications services;
- a growing number of new products and services and related applications;
- a broad wholesale distribution network with access to diverse and geographically dispersed niche markets;
- increased demand for communications services by disaster and relief agencies and emergency first responders;
- improved data transmission speeds for mobile satellite service offerings;
- regulatory mandates requiring the use of mobile satellite services;
- a general reduction in prices of mobile satellite services and subscriber equipment; and

- geographic market expansion through the ability to offer our services in additional countries.

Nonetheless, we face a number of challenges and uncertainties in operating our business, including:

- our ability to maintain the health, capacity, control and level of service of our satellites;
- our ability to develop and launch new and innovative products and services;
- changes in general economic, business and industry conditions, including the effects of currency exchange rates;
- our reliance on a single primary commercial gateway and a primary satellite network operations center;
- competition from other mobile satellite service providers and, to a lesser extent, from the expansion of terrestrial-based cellular phone systems and related pricing pressures;
- market acceptance of our products;
- regulatory requirements in existing and new geographic markets;
- challenges associated with global operations, including as a result of conflicts in or affecting markets in which we operate;
- rapid and significant technological changes in the telecommunications industry;
- our ability to generate sufficient internal cash flows to repay our debt;
- reliance on our wholesale distribution network to market and sell our products, services and applications effectively;
- reliance on a global supply chain, including single-source suppliers for the manufacture of most of our subscriber equipment and for some of the components required in the manufacture of our end-user subscriber equipment and our ability to purchase component parts that are periodically subject to shortages resulting from surges in demand, natural disasters or other events, including a global pandemic, such as COVID-19; and
- reliance on a few significant customers, particularly agencies of the U.S. government, for a substantial portion of our revenue, as a result of which the loss or decline in business with any of these customers may negatively impact our revenue and collectability of related accounts receivable.

Critical Accounting Policies and Estimates

The discussion and analysis of our financial condition and results of operations is based upon our consolidated financial statements, which have been prepared in accordance with accounting principles generally accepted in the United States, or U.S. GAAP. The preparation of these financial statements requires the use of estimates and judgments that affect the reported amounts of assets, liabilities, revenue and expenses, and related disclosure of contingent assets and liabilities. On an ongoing basis, we evaluate our estimates, including those related to revenue recognition, income taxes, useful lives of property and equipment, loss contingencies, and other estimates. We base our estimates on historical experience and on various other assumptions that we believe to be reasonable under the circumstances. Actual results may differ from these estimates under different assumptions or conditions.

The accounting policies we believe to be most critical to understanding our financial results and condition and that require complex and subjective management judgments are discussed below. Our accounting policies are more fully described in [Note 2](#) to the consolidated financial statements included in this report.

Income Taxes

We account for income taxes using the asset and liability approach. This approach requires that we recognize deferred tax assets and liabilities based on differences between the financial statement bases and tax bases of our assets and liabilities. Deferred tax assets and liabilities are recorded based upon enacted tax rates for the period in which the deferred tax items are expected to reverse. Changes in tax laws or tax rates in various jurisdictions are reflected in the period of change. Significant judgment is required in the calculation of our tax provision and the resulting tax liabilities as well as our ability to realize our deferred tax assets. Our estimates of future taxable income and any changes to such estimates can significantly impact our tax provision in a given period. Significant judgment is required in determining our ability to realize our deferred tax assets related to federal, state and foreign tax attributes within their carryforward periods including estimating the amount and timing of the future reversal of deferred tax items in our projections of future taxable income. A valuation allowance is established to reduce deferred tax assets to the amounts we expect to realize in the future. We also recognize tax benefits related to uncertain tax positions only when we estimate that it is “more likely than not” that the position will be sustainable based on its technical merits. If actual results are not consistent with our estimates and assumptions, this may result in material changes to our income tax provision.

Property and Equipment

Property and equipment are stated at cost, less accumulated depreciation and amortization. Property and equipment are depreciated or amortized over their estimated useful lives. We apply judgment in determining the useful lives based on factors such as engineering data, our long-term strategy for using the assets, the manufacturer's estimated design life for the assets, laws and regulations that could impact the useful lives of the assets and other economic factors. In evaluating the useful lives of our satellites, we assess the current estimated operational life of the satellites, including the potential impact of environmental factors on the satellites, ongoing operational enhancements and software upgrades. Additionally, we review engineering data relating to the operation and performance of our satellite network.

We depreciate our satellites over the shorter of their potential operational life or the period of their expected use. The appropriateness of the useful lives is evaluated on a quarterly basis or as events occur that require additional assessment. The upgraded satellites that have been placed into service are depreciated using the straight-line method over their respective estimated useful lives. If the estimated useful lives of our upgraded satellites change, it could have a material impact on the timing of the recognition of depreciation expense and hosted payload revenue.

In the fourth quarter of 2023, we updated our estimate of the satellites' remaining useful lives based on the health of the constellation, resulting in an extension from 12.5 years to 17.5 years. If our actual operational results are not consistent with our estimates and assumptions, however, we may experience further changes in depreciation and amortization expense that could be material to our results of operations. See [Note 2](#) to the consolidated financial statements included in this report for further detail on the impact of this change.

Comparison of Our Results of Operations for the Years Ended December 31, 2024 and 2023

(\$ In thousands)	Year Ended December 31,				Change	
	2024	% of Total Revenue	2023	% of Total Revenue	Dollars	Percent
Revenue:						
Service revenue						
Commercial	\$ 508,618	61 %	\$ 478,454	61 %	\$ 30,164	6 %
Government	106,296	13 %	106,000	13 %	296	0 %
Total service revenue	614,914	74 %	584,454	74 %	30,460	5 %
Subscriber equipment	91,416	11 %	105,136	13 %	(13,720)	(13)%
Engineering and support services	124,352	15 %	101,133	13 %	23,219	23 %
Total revenue	830,682	100 %	790,723	100 %	39,959	5 %
Operating expenses:						
Cost of services (exclusive of depreciation and amortization)	178,140	22 %	158,710	20 %	19,430	12 %
Cost of subscriber equipment	52,427	6 %	66,410	8 %	(13,983)	(21)%
Research and development	28,422	3 %	20,269	3 %	8,153	40 %
Selling, general and administrative	168,182	20 %	143,706	18 %	24,476	17 %
Depreciation and amortization	203,127	25 %	320,000	41 %	(116,873)	(37)%
Total operating expenses	630,298	76 %	709,095	90 %	(78,797)	(11)%
Operating income	200,384	24 %	81,628	10 %	118,756	145 %
Other expense:						
Interest expense, net	(91,134)	(11)%	(90,387)	(11)%	(747)	1 %
Other income, net	534	0 %	4,012	1 %	(3,478)	(87)%
Total other expense	(90,600)	(11)%	(86,375)	(10)%	(4,225)	5 %
Income (loss) before income taxes and equity in net earnings of affiliates	109,784	13 %	(4,747)	0 %	114,531	2,413 %
Income tax (expense) benefit	(12,259)	(1)%	26,251	3 %	(38,510)	(147)%
Gain (loss) on equity method investments	15,251	2 %	(6,089)	(1)%	21,340	350 %
Net income	\$ 112,776	14 %	\$ 15,415	2 %	\$ 97,361	632 %

Commercial Service Revenue

	Year Ended December 31,								
	2024			2023			Change		
	Revenue	Billable Subscribers ⁽¹⁾	ARPU ⁽²⁾	Revenue	Billable Subscribers ⁽¹⁾	ARPU ⁽²⁾	Revenue	Billable Subscribers	ARPU
(Revenue in millions and subscribers in thousands)									
Commercial services:									
Voice and data	\$ 226.1	415	\$ 46	\$ 219.2	408	\$ 45	\$ 6.9	7	\$ 1
IoT data	166.2	1,887	\$ 7.70	141.0	1,709	\$ 7.45	25.2	178	\$ 0.25
Broadband ⁽³⁾	56.1	16.6	\$ 282	57.9	16.7	\$ 305	(1.8)	(0.1)	\$ (23)
Hosted payload and other data	60.2	N/A		60.3	N/A		(0.1)	N/A	
Total commercial services	<u>\$ 508.6</u>	<u>2,319</u>		<u>\$ 478.4</u>	<u>2,134</u>		<u>\$ 30.2</u>	<u>185</u>	

⁽¹⁾ Billable subscriber numbers are shown as of the end of the respective period.

⁽²⁾ Average monthly revenue per unit, or ARPU, is calculated by dividing revenue in the respective period by the average of the number of billable subscribers at the beginning of the period and the number of billable subscribers at the end of the period and then dividing the result by the number of months in the period. Billable subscriber and ARPU data is not applicable for hosted payload and other data service revenue items.

⁽³⁾ Commercial broadband consists of Iridium OpenPort and Iridium Certus broadband services.

For the year ended December 31, 2024, total commercial service revenue increased \$30.2 million, or 6%, primarily as a result of increases in IoT and voice and data services revenue. Commercial IoT revenue increased \$25.2 million, or 18%, compared to the prior year, driven by a 10% increase in IoT billable subscribers primarily in users of personal communications devices, and a new contract with a large customer executed in the first quarter of 2024. Commercial voice and data revenue increased \$6.9 million, or 3%, from the prior year primarily due to an increase in billable subscribers. Commercial broadband revenue decreased \$1.8 million, or 3%, compared to the prior year, due to a decrease in ARPU reflecting the increased prevalence of usage of our service as a companion service. Hosted payload and other service revenue decreased \$0.1 million, reflecting the quarterly year-over-year decrease due to the change in the estimated useful lives of our satellites made in the fourth quarter of 2023, offset in part by increases in other data service revenue including Satelles revenue.

Government Service Revenue

	Year Ended December 31,					
	2024		2023		Change	
	Revenue	Billable Subscribers ⁽¹⁾	Revenue	Billable Subscribers ⁽¹⁾	Revenue	Billable Subscribers
(Revenue in millions and subscribers in thousands)						
Government service revenue	\$ 106.3	141	\$ 106.0	145	\$ 0.3	(4)

⁽¹⁾ Billable subscriber numbers shown are at the end of the respective period.

We provide airtime and airtime support to U.S. government and other authorized customers pursuant to our Enhanced Mobile Satellite Services, or EMSS, contract. Under the terms of this agreement, which we entered into in September 2019, authorized customers utilize specified Iridium airtime services provided through the U.S. government's dedicated gateway. The fee is not based on subscribers or usage, allowing an unlimited number of users access to these services. Revenue for the year ended December 31, 2024 rose slightly reflecting a contractual step up in the EMSS contract on September 15, 2024.

Subscriber Equipment Revenue

Subscriber equipment revenue decreased \$13.7 million, or 13%, to \$91.4 million for the year ended December 31, 2024 compared to the prior year, primarily due to a decrease in the volume of handset sales, offset in part by an increase in Short Burst Data sales. The overall decrease was in line with our previously announced expectations, as we returned to more normal levels after the supply chain disruptions due to the pandemic. We expect equipment revenue in 2025 to be in line with 2024.

Engineering and Support Service Revenue

	<u>Year Ended December 31,</u>		<u>Change</u>
	<u>2024</u>	<u>2023</u>	
	<u>(In millions)</u>		
Commercial	\$ 7.3	\$ 11.0	\$ (3.7)
Government	117.0	90.1	26.9
Total	<u>\$ 124.3</u>	<u>\$ 101.1</u>	<u>\$ 23.2</u>

Engineering and support service revenue increased by \$23.2 million, or 23%, for the year ended December 31, 2024 compared to the prior year primarily due to the increased work under certain government projects, predominantly the contract awarded by the Space Development Agency, or the SDA, offset in part by decreases in commercial engineering projects. We expect engineering and support service revenue to be higher in 2025 than in 2024.

Operating Expenses

Cost of Services (exclusive of depreciation and amortization)

Cost of services (exclusive of depreciation and amortization) includes the cost of network engineering and operations staff, including contractors, software maintenance, product support services, and cost of services for government and commercial engineering and support service revenue.

Cost of services (exclusive of depreciation and amortization) increased by \$19.4 million, or 12%, for the year ended December 31, 2024 compared to the prior year, primarily as a result of increased work under certain government projects, including the SDA contract, as noted above.

Cost of Subscriber Equipment

Cost of subscriber equipment includes the direct costs of equipment sold, which consist of manufacturing costs, allocation of overhead, and warranty costs.

Cost of subscriber equipment decreased \$14.0 million, or 21%, for the year ended December 31, 2024 compared to the prior year period primarily due to the decrease in volume of device sales, as described above, and decreased inventory component costs.

Research and Development

Research and development expenses increased by \$8.2 million, or 40%, for the year ended December 31, 2024 compared to the prior year period based on increased spending by Satelles since its acquisition and other device-related features for our network, including Project Stardust, which is our multi-year project to develop Iridium NTN DirectSM, our standards-based Narrowband-Internet of Things (NB-IoT) and Non-Terrestrial Network (NB-NTN) messaging and SOS capabilities for smartphones, tablets, cars and related consumer applications.

Selling, General and Administrative

Selling, general and administrative expenses that are not directly attributable to the sale of services or products include sales and marketing costs as well as employee-related expenses (such as salaries, wages, and benefits), legal, finance, information technology, facilities, billing and customer care expenses.

Selling, general and administrative expenses increased by \$24.5 million, or 17%, for the year ended December 31, 2024, primarily due to personnel costs from increased headcount and related costs, including higher employee stock-based compensation expense, increased expense from Satelles and related acquisition costs and certain costs that were previously recorded in cost of services, offset in part by a decrease in regulatory fees, decreased spending related to our channel partner conference which was held in the first quarter of the prior year and a decrease in stock appreciation rights expense in the current year resulting from a decrease in our stock valuation between the years.

Depreciation and Amortization

Depreciation and amortization expense decreased by \$116.9 million, or 37%, for the year ended December 31, 2024, compared to the prior year, primarily due to the change in estimated useful lives of our satellites during the fourth quarter of 2023 and the write-off of our final ground spare, that resulted in accelerated depreciation of \$37.5 million in the second quarter of 2023. We expect that depreciation expense will generally remain in line with 2024 depreciation expense for the remainder of the estimated useful lives.

Other Expense

Interest Expense, net

Interest expense, net, for the year ended December 31, 2024 was \$91.1 million, compared to \$90.4 million for the prior year. Interest expense, net in the current year reflects the higher average outstanding debt balance, offset in part by a \$9.1 million decrease in repricing fees and the reduced interest rate in the current year.

Other Income, net

Other income, net, was \$0.5 million for the year ended December 31, 2024, compared to \$4.0 million for the prior year. The prior year balance was primarily the result of a one-time customer contractual settlement which resulted in recognition of \$3.5 million of other income in the fourth quarter of 2023.

Income Tax Benefit (Expense)

For the year ended December 31, 2024, our income tax expense was \$12.3 million, compared to income tax benefit of \$26.3 million for the prior year. Our effective tax rate was approximately 11.2% for the year ended December 31, 2024 compared to 553.0% for the prior year. The decrease in income tax benefit is primarily related to the net impact of (i) pre-tax book income in the current year compared to pre-tax book loss in the prior year, (ii) a decrease in estimated R&D credits, (iii) an increased stock compensation tax expense, and (iv) a tax benefit for the Foreign Derived Intangible Income deduction. If our current estimates change in future periods, the impact on the deferred tax assets and liabilities may change correspondingly. See [Note 13](#) to our consolidated financial statements for more detail on the individual items impacting our effective tax rate for the years.

Gain (Loss) on Equity Method Investments

For the year ended December 31, 2024, our gain on equity method investments was \$15.3 million, compared to a loss of \$6.1 million in the prior year. The gain in 2024 primarily reflects the acquisition of Satelles, as we recorded a \$19.8 million gain on our pre-acquisition equity method investment in Satelles, offset in part by the portion of losses recorded on other equity method investments. The prior year reflects the portion of losses recorded on equity method investments, including Satelles, during the period.

Net Income

Net income was \$112.8 million for the year ended December 31, 2024, compared to \$15.4 million during the prior year. The improvement primarily resulted from the decrease in depreciation expense, an increase in revenues, and the gain on equity method investments, as noted above, offset in part by an increase in income taxes and an increase in operating expenses other than depreciation.

Liquidity and Capital Resources

Our primary sources of liquidity are cash provided by operations, cash and cash equivalents and our Revolving Facility. At December 31, 2024, we had \$1.8 billion of indebtedness, consisting exclusively of amounts outstanding under the Term Loan,

the terms of which are described above under the section captioned “Term Loan.” We have additional borrowing available to us under our Revolving Facility of \$100.0 million at December 31, 2024. These sources are expected to meet our short-term and long-term liquidity needs, including annual payments for (i) required principal and interest on the Term Loan, which we expect to be \$33.1 million inclusive of the mandatory excess cash flow prepayment in 2025, and, based on the current interest rate, approximately \$96.0 million, respectively, (ii) capital expenditures, of approximately \$90.0 million in 2025 and moderating through the end of the decade, (iii) working capital, (iv) potential share repurchases, and (v) anticipated cash dividend payments to holders of our common stock.

As of December 31, 2024, our total cash and cash equivalents balance was \$93.5 million, up from \$71.9 million as of December 31, 2023. The increase was principally the result of additional Term Loan borrowings in 2024, offset in part by an increase in share repurchases.

Contractual Obligations

As of December 31, 2024, we held non-cancelable purchase obligations of approximately \$9.3 million for inventory purchases with Benchmark, our primary third-party equipment supplier. Our purchase obligations, all of which are due during 2025, decreased \$12.2 million from the end of 2023 primarily due to recovery from supply chain constraints.

Our material long-term cash requirement is the repayment of the remaining principal amount under the Term Loan upon its maturity in 2030, which is expected to be \$1,702.8 million. We expect to refinance this amount at or prior to maturity.

Dividends

On December 8, 2022, our Board of Directors initiated a quarterly dividend. For each quarter through March 2024, our Board of Directors declared and paid a quarterly cash dividend in the amount of \$0.13 per share of common stock. Beginning in June 2024, the Board of Directors increased the quarterly cash dividend to \$0.14 per share of common stock for each quarter through December 2024. Total dividends paid in 2024 were \$64.7 million, while total dividends in 2023 were \$64.8 million. While we expect to continue the regular cash dividend program, any future dividends declared will be at the discretion of our Board of Directors and will depend, among other factors, upon our results of operations, financial condition and cash requirements, as well as such other factors our Board of Directors deems relevant.

Cash Flows - Comparison of the Years Ended December 31, 2024 and 2023

The following table shows our consolidated cash flows:

Statement of Cash Flows	Year Ended December 31,		Change
	2024	2023	
	(in thousands)		
Net cash provided by operating activities	\$ 375,955	\$ 314,913	\$ 61,042
Net cash used in investing activities	\$ (180,603)	\$ (83,487)	\$ (97,116)
Net cash used in financing activities	\$ (170,481)	\$ (327,052)	\$ 156,571

Cash Flows from Operating Activities

Net cash provided by operating activities for the year ended December 31, 2024 increased \$61.0 million from the prior year. Cash flows related to changes in working capital increased by approximately \$58.7 million, primarily as a result of changes in inventory, offset by corresponding decreases in accounts payable and accrued expenses. In 2023, we replenished finished goods and component inventory, including last time buys. These changes were partially offset by net income, as adjusted for non-cash activities, which decreased by \$2.4 million over the prior year. Net income in 2023 was adjusted for non-cash, positive adjustments, including depreciation expense associated with the write-off of the remaining spare satellite in the third quarter, and stock-based compensation expense.

Cash Flows from Investing Activities

Net cash used in investing activities for the year ended December 31, 2024 increased \$97.1 million from the prior year period primarily as a result of our acquisition of Satelles on April 1, 2024, offset in part by a decrease in capital expenditures compared to the prior year. We expect our capital expenditures to be \$90.0 million in 2025 and moderate through the end of the decade.

Cash Flows from Financing Activities

Net cash used in financing activities for the year ended December 31, 2024 decreased \$156.6 million compared to the prior year period primarily due to the additional \$325.0 million in borrowings under the Term Loan, offset in part by increased repurchases of our common stock.

Seasonality

Our results of operations have been subject to seasonal usage changes for commercial customers, and we expect that our results will be affected by similar seasonality going forward. March through October are typically the peak months for commercial voice services revenue and related subscriber equipment sales. In December 2024, a large IoT customer began to phase out its annual retail pricing plans. As a result, that customer's annual billable subscribers will move to monthly plans, which we expect to increase seasonality in billable subscribers. We expect revenue to remain unaffected due to the fixed-price nature of our contract with this customer for 2025. U.S. government revenue and commercial IoT revenue have been less subject to seasonal usage changes.

Item 7A. Quantitative and Qualitative Disclosures About Market Risk

We had an outstanding aggregate balance of \$1,807.7 million under the Term Loan as of December 31, 2024. Under our Term Loan, we pay interest at an annual rate equal to SOFR plus 2.25%, with a 0.75% SOFR floor. Accordingly, we have been and continue to be subject to interest rate fluctuations. Our Cap began in December 2021, which manages our exposure to interest rate movements on a notional amount of \$1.0 billion of our Term Loan. In 2024, the Cap provided the right for us to receive payment from the counterparty if one-month SOFR exceeded 1.436%. (See [Note 7](#) to the financial statements included in this report for further details on the changes to the Cap.) The interest rate was above the level of the Cap for the full year 2024. For every SOFR increase of 25 basis points above the level of the Cap, we expect our annual interest expense to increase by an additional \$2.0 million related to the unhedged portion of the Term Loan.

As of December 31, 2024, our Revolving Facility was undrawn. Accordingly, although the Revolving Facility bears interest at SOFR plus 2.25%, without a SOFR floor, if and as drawn, we are not currently exposed to fluctuations in interest rates with respect to our Revolving Facility.

Financial instruments that potentially subject us to concentrations of credit risk consist primarily of cash and cash equivalents, as well as accounts receivable. We maintain our cash and cash equivalents with financial institutions with high credit ratings and at times maintain the balance of our deposits in excess of federally insured limits. The majority of our cash is swept nightly into a money market fund invested in U.S. treasuries, agency mortgage backed securities and/or U.S. government guaranteed debt. Accounts receivable are due from both domestic and international customers. We perform credit evaluations of our customers' financial condition and record reserves to provide for estimated credit losses. Accounts payable are owed to both domestic and international vendors.

Item 8. Financial Statements and Supplementary Data

	<u>Page</u>
<i>Iridium Communications Inc.:</i>	
<u>Report of KPMG LLP, Independent Registered Public Accounting Firm (PCAOB ID: 185)</u>	56
<u>Consolidated Balance Sheets</u>	58
<u>Consolidated Statements of Operations and Comprehensive Income (Loss)</u>	59
<u>Consolidated Statements of Changes in Stockholders' Equity</u>	60
<u>Consolidated Statements of Cash Flows</u>	61
<u>Notes to Consolidated Financial Statements</u>	63

Report of Independent Registered Public Accounting Firm

To the Stockholders and the Board of Directors
Iridium Communications Inc.:

Opinion on the Consolidated Financial Statements

We have audited the accompanying consolidated balance sheets of Iridium Communications Inc. and subsidiaries (the Company) as of December 31, 2024 and December 31, 2023, the related consolidated statements of operations and comprehensive income (loss), changes in stockholders' equity, and cash flows for each of the years in the three-year period ended December 31, 2024, and the related notes (collectively, the consolidated financial statements). In our opinion, the consolidated financial statements present fairly, in all material respects, the financial position of the Company as of December 31, 2024 and December 31, 2023, and the results of its operations and its cash flows for each of the years in the three-year period ended December 31, 2024, in conformity with U.S. generally accepted accounting principles.

We also have audited, in accordance with the standards of the Public Company Accounting Oversight Board (United States) (PCAOB), the Company's internal control over financial reporting as of December 31, 2024, based on criteria established in Internal Control – Integrated Framework (2013) issued by the Committee of Sponsoring Organizations of the Treadway Commission, and our report dated February 13, 2025 expressed an unqualified opinion on the effectiveness of the Company's internal control over financial reporting.

Basis for Opinion

These consolidated financial statements are the responsibility of the Company's management. Our responsibility is to express an opinion on these consolidated financial statements based on our audits. We are a public accounting firm registered with the PCAOB and are required to be independent with respect to the Company in accordance with the U.S. federal securities laws and the applicable rules and regulations of the Securities and Exchange Commission and the PCAOB.

We conducted our audits in accordance with the standards of the PCAOB. Those standards require that we plan and perform the audit to obtain reasonable assurance about whether the consolidated financial statements are free of material misstatement, whether due to error or fraud. Our audits included performing procedures to assess the risks of material misstatement of the consolidated financial statements, whether due to error or fraud, and performing procedures that respond to those risks. Such procedures included examining, on a test basis, evidence regarding the amounts and disclosures in the consolidated financial statements. Our audits also included evaluating the accounting principles used and significant estimates made by management, as well as evaluating the overall presentation of the consolidated financial statements. We believe that our audits provide a reasonable basis for our opinion.

Critical Audit Matters

The critical audit matters communicated below are matters arising from the current period audit of the consolidated financial statements that were communicated or required to be communicated to the audit committee and that: (1) relate to accounts or disclosures that are material to the consolidated financial statements and (2) involved our especially challenging, subjective, or complex judgments. The communication of critical audit matters does not alter in any way our opinion on the consolidated financial statements, taken as a whole, and we are not, by communicating the critical audit matters below, providing separate opinions on the critical audit matters or on the accounts or disclosures to which they relate.

Changes in estimated useful lives of satellites

As discussed in Note 2 to the consolidated financial statements, the Company's satellites are depreciated using the straight-line method over their respective estimated useful lives, which are currently estimated to be 17.5 years. The Company applied judgment in determining the useful lives based on factors such as engineering data relating to the operation and performance of its satellite network, the Company's long-term strategy for using the assets, and the manufacturer's estimated design life for the assets. As discussed in Note 4, as of December 31, 2024, the Company had recorded \$1,791,730 thousand in total depreciable property and equipment, net of accumulated depreciation, which included its satellites.

We identified the evaluation of the determination of changes in estimated useful lives of satellites as a critical audit matter. A high degree of subjective auditor judgment was required to evaluate the Company's estimated useful lives of the satellites. Specifically, assessing the factors used to determine the estimated useful lives required subjective auditor

judgment due to the degree of uncertainty associated with the outcome of uncertain future events which required forward looking assumptions. Changes to the estimated useful lives of satellites could have a significant impact on the timing of recognition of depreciation expense and hosted payload revenue.

The following are the primary procedures we performed to address this critical audit matter. We evaluated the design and tested the operating effectiveness of an internal control related to the Company's process to determine changes in the estimated useful lives of its satellites. We evaluated the factors the Company used to determine the estimated useful lives of the satellites by:

- comparing the Company's useful life estimates to the manufacturer's estimated design life, the Company's longevity assessment for the satellites, and the lives of its first-generation satellite constellation
- reading publicly available information on the estimated useful lives of similar assets
- inquiring of operations and engineering management personnel regarding satellite operation and performance
- evaluating the effect of changes, if any, in the Company's long-term strategy for use of the assets on the useful life estimates.

Evaluation of acquisition-date fair value of customer relationships

As discussed in Note 12 to the consolidated financial statements, on April 1, 2024, the Company acquired the remaining 80.5% of the outstanding shares and voting interest of Satelles, Inc. that was not previously owned by the Company for consideration totaling \$125.5 million. The Company accounted for the acquired business using the acquisition method of accounting by recording assets acquired and liabilities assumed at their respective fair values. As part of the transaction, the Company acquired customer relationship intangible assets with an acquisition date fair value of \$57 million, which was determined using the multi-period excess earnings method.

We identified the evaluation of the fair value of customer relationship intangible assets acquired in the Satelles, Inc. transaction as a critical audit matter. Subjective auditor judgment was involved in evaluating certain assumptions, including the forecasted revenue growth, forecasted revenue attributable to customer contracts, forecasted earnings before interest, taxes, depreciation, and amortization (EBITDA) margins, and the discount rate used to value the customer relationships. Changes in these assumptions used could have a significant impact on the acquisition-date fair value of this intangible asset.

The following are the primary procedures we performed to address this critical audit matter. We evaluated the design and tested the operating effectiveness of certain internal controls related to the Company's acquisition-date valuation process, including controls over the assumptions discussed above. We evaluated the forecasted revenue growth, forecasted revenue attributable to customer contracts, and EBITDA margins used to value the customer relationships by comparing them to those of the Company's peers and Satelles Inc.'s historical and forecasted results. In addition, we involved valuation professionals with specialized skills and knowledge, who assisted in evaluating the Company's discount rate used to value the customer relationships by comparing the Company's inputs to the discount rate to publicly available data for comparable entities and assessing the resulting discount rate.

/s/ KPMG LLP

We have served as the Company's auditor since 2022.

McLean, Virginia
February 13, 2025

Iridium Communications Inc.
Consolidated Balance Sheets
(In thousands, except per share data)

	December 31, 2024	December 31, 2023
Assets		
Current assets:		
Cash and cash equivalents	\$ 93,526	\$ 71,870
Accounts receivable, net	98,803	91,715
Inventory	81,283	91,135
Prepaid expenses and other current assets	19,118	16,364
Total current assets	292,730	271,084
Property and equipment, net	2,080,544	2,195,758
Equity method investments	42,516	67,130
Other assets	66,618	86,708
Intangible assets, net	90,877	41,095
Goodwill	98,186	—
Total assets	<u>\$ 2,671,471</u>	<u>\$ 2,661,775</u>
Liabilities and stockholders' equity		
Current liabilities:		
Short-term secured debt	33,118	15,000
Accounts payable	19,715	28,671
Accrued expenses and other current liabilities	64,811	54,826
Deferred revenue	51,570	33,057
Total current liabilities	169,214	131,554
Long-term secured debt, net	1,757,767	1,467,490
Deferred income tax liabilities, net	114,140	114,642
Deferred revenue, net of current portion	38,259	43,965
Other long-term liabilities	15,454	16,025
Total liabilities	2,094,834	1,773,676
Commitments and contingencies		
Stockholders' equity:		
Common stock, \$0.001 par value, 300,000 shares authorized, 110,357 and 122,776 shares issued and outstanding at December 31, 2024 and 2023, respectively	110	123
Additional paid-in capital	964,348	1,089,466
Accumulated deficit	(406,092)	(235,397)
Accumulated other comprehensive income, net of tax	18,271	33,907
Total stockholders' equity	576,637	888,099
Total liabilities and stockholders' equity	<u>\$ 2,671,471</u>	<u>\$ 2,661,775</u>

See notes to consolidated financial statements

Iridium Communications Inc.
Consolidated Statements of Operations and Comprehensive Income (Loss)
(In thousands, except per share amounts)

	Year Ended December 31,		
	2024	2023	2022
Revenue:			
Services	\$ 614,914	\$ 584,454	\$ 534,721
Subscriber equipment	91,416	105,136	134,714
Engineering and support services	124,352	101,133	51,599
Total revenue	<u>830,682</u>	<u>790,723</u>	<u>721,034</u>
Operating expenses:			
Cost of services (exclusive of depreciation and amortization)	178,140	158,710	115,137
Cost of subscriber equipment	52,427	66,410	86,012
Research and development	28,422	20,269	16,218
Selling, general and administrative	168,182	143,706	123,504
Depreciation and amortization	203,127	320,000	303,484
Total operating expenses	<u>630,298</u>	<u>709,095</u>	<u>644,355</u>
Operating income	200,384	81,628	76,679
Other income (expense):			
Interest expense, net	(91,134)	(90,387)	(65,089)
Loss on extinguishment of debt	—	—	(1,187)
Other income, net	534	4,012	107
Total other expense	<u>(90,600)</u>	<u>(86,375)</u>	<u>(66,169)</u>
Income (loss) before income taxes and equity in net earnings of affiliates	109,784	(4,747)	10,510
Income tax (expense) benefit	(12,259)	26,251	(292)
Gain (loss) on equity method investments	15,251	(6,089)	(1,496)
Net income	112,776	15,415	8,722
Weighted average shares outstanding - basic	118,566	125,598	128,255
Weighted average shares outstanding - diluted	119,792	127,215	130,134
Net income attributable to common stockholders per share - basic	\$ 0.95	\$ 0.12	\$ 0.07
Net income (loss) attributable to common stockholders per share - diluted	\$ 0.94	\$ 0.12	\$ 0.07
Comprehensive income (loss):			
Net income	\$ 112,776	\$ 15,415	\$ 8,722
Foreign currency translation adjustments	(3,143)	(58)	(53)
Unrealized (loss) gain on cash flow hedges, net of tax (see Note 7)	(12,493)	(17,598)	58,668
Comprehensive income (loss)	<u>\$ 97,140</u>	<u>\$ (2,241)</u>	<u>\$ 67,337</u>

See notes to consolidated financial statements

Iridium Communications Inc.
Consolidated Statements of Changes in Stockholders' Equity
(In thousands)

	Common Stock		Additional Paid-In Capital	Accumulated Other Comprehensive Income (Loss)	Retained Earnings (Accumulated Deficit)	Total Stockholders' Equity
	Shares	Amount				
Balance at December 31, 2021	131,342	\$ 131	\$ 1,154,058	\$ (7,052)	\$ 140,810	\$ 1,287,947
Stock-based compensation	—	—	48,367	—	—	48,367
Stock options exercised and awards vested	1,484	2	3,870	—	—	3,872
Stock withheld to cover employee taxes	(130)	—	(5,293)	—	—	(5,293)
Repurchases and retirements of common stock	(6,794)	(7)	(59,776)	—	(197,276)	(257,059)
Net income	—	—	—	—	8,722	8,722
Dividends declared	—	—	(16,616)	—	—	(16,616)
Cumulative translation adjustments	—	—	—	(53)	—	(53)
Unrealized gain on cash flow hedges, net of tax	—	—	—	58,668	—	58,668
Balance at December 31, 2022	125,902	126	1,124,610	51,563	(47,744)	1,128,555
Stock-based compensation	—	—	64,139	—	—	64,139
Stock options exercised and awards vested	1,788	2	3,956	—	—	3,958
Stock withheld to cover employee taxes	(162)	—	(9,680)	—	—	(9,680)
Repurchases and retirements of common stock	(4,752)	(5)	(43,946)	—	(203,068)	(247,019)
Net income	—	—	—	—	15,415	15,415
Dividends declared	—	—	(49,613)	—	—	(49,613)
Cumulative translation adjustments	—	—	—	(58)	—	(58)
Unrealized loss on cash flow hedges, net of tax	—	—	—	(17,598)	—	(17,598)
Balance at December 31, 2023	122,776	123	1,089,466	33,907	(235,397)	888,099
Stock-based compensation	—	—	68,327	—	—	68,327
Stock options exercised and awards vested	1,761	1	3,440	—	—	3,441
Stock withheld to cover employee taxes	(194)	—	(6,702)	—	—	(6,702)
Repurchases and retirements of common stock	(13,986)	(14)	(124,240)	—	(283,471)	(407,725)
Net income	—	—	—	—	112,776	112,776
Dividends declared	—	—	(65,943)	—	—	(65,943)
Cumulative translation adjustments	—	—	—	(3,143)	—	(3,143)
Unrealized loss on cash flow hedges, net of tax	—	—	—	(12,493)	—	(12,493)
Balance at December 31, 2024	110,357	\$ 110	\$ 964,348	\$ 18,271	\$ (406,092)	\$ 576,637

See notes to consolidated financial statements

Iridium Communications Inc.
Consolidated Statements of Cash Flows
(In thousands)

	Year Ended December 31,		
	2024	2023	2022
Cash flows from operating activities:			
Net income	\$ 112,776	\$ 15,415	\$ 8,722
Adjustments to reconcile net income to net cash provided by operating activities:			
Deferred income taxes	6,560	(31,828)	(1,189)
Depreciation and amortization	203,127	320,000	303,484
Loss on extinguishment of debt	—	—	1,187
Stock-based compensation (net of amounts capitalized)	63,457	57,455	43,732
Amortization of deferred financing fees	2,523	3,739	4,602
(Gain) loss on equity method investments	(15,251)	6,089	1,496
All other items, net	715	732	638
Changes in operating assets and liabilities:			
Accounts receivable	(6,366)	(9,538)	(18,712)
Inventory	9,822	(50,958)	(10,183)
Prepaid expenses and other current assets	(2,985)	(1,153)	(4,227)
Other assets	5,543	3,019	3,441
Accounts payable	(18,808)	2,759	4,730
Accrued expenses and other current liabilities	9,790	4,899	5,929
Deferred revenue	6,845	(2,961)	4,871
Other long-term liabilities	(1,793)	(2,756)	(3,792)
Net cash provided by operating activities	<u>375,955</u>	<u>314,913</u>	<u>344,729</u>
Cash flows from investing activities:			
Capital expenditures	(69,890)	(73,487)	(71,267)
Investment in related parties	—	(10,000)	(50,000)
Acquisition of Satelles, Inc., net of cash acquired	(110,713)	—	—
Net cash used in investing activities	<u>(180,603)</u>	<u>(83,487)</u>	<u>(121,267)</u>
Cash flows from financing activities:			
Borrowings under the Term Loan	419,783	63,940	—
Payments on the Term Loan	(114,194)	(72,315)	(116,500)
Repurchases of common stock	(407,725)	(247,019)	(257,059)
Payment of deferred financing fees	(345)	(1,162)	—
Proceeds from exercise of stock options	3,441	3,958	3,872
Tax payments upon settlement of stock awards	(6,702)	(9,680)	(5,293)
Payment of common stock dividends	(64,739)	(64,774)	—
Net cash used in financing activities	<u>(170,481)</u>	<u>(327,052)</u>	<u>(374,980)</u>
Effect of exchange rate changes on cash and cash equivalents	(3,215)	(1,274)	(625)
Net increase (decrease) in cash and cash equivalents and restricted cash	<u>21,656</u>	<u>(96,900)</u>	<u>(152,143)</u>
Cash, cash equivalents and restricted cash, beginning of period	71,870	168,770	320,913
Cash, cash equivalents and restricted cash, end of period	<u>\$ 93,526</u>	<u>\$ 71,870</u>	<u>\$ 168,770</u>

See notes to consolidated financial statements

Iridium Communications Inc.
Consolidated Statements of Cash Flows, continued
(In thousands)

	Year Ended December 31,		
	2024	2023	2022
Supplemental cash flow information:			
Interest paid, net of amounts capitalized	\$ 95,311	\$ 91,936	\$ 63,880
Income taxes paid, net	\$ 5,248	\$ 4,225	\$ 2,224
Supplemental disclosure of non-cash investing and financing activities:			
Property and equipment received but not paid for yet	\$ 13,169	\$ 7,070	\$ 5,697
Capitalized stock-based compensation	\$ 4,870	\$ 6,684	\$ 4,635
Dividends accrued on common stock	\$ 2,535	\$ 1,315	\$ 16,616

See notes to consolidated financial statements

Iridium Communications Inc.
Notes to Consolidated Financial Statements
December 31, 2024

1. Organization and Business

Iridium Communications Inc. (the “Company”), a Delaware corporation, offers voice and data communications services and products to businesses, U.S. and international government agencies and other customers on a global basis. The Company is a provider of mobile voice and data communications services via a constellation of low earth orbiting satellites. The Company holds various licenses and authorizations from the U.S. Federal Communications Commission (the “FCC”) and from international and foreign regulatory bodies that permit the Company to conduct its business, including the operation of its satellite constellation.

The Company’s operations are conducted through, and its operating assets are owned by, its principal operating subsidiary, Iridium Satellite LLC (“Iridium Satellite”), Iridium Satellite’s immediate parent, Iridium Holdings LLC, and their subsidiaries. As a result, there are no material differences between the information presented in these consolidated financial statements of the Company and the financial information of Iridium Holdings, Iridium Satellite and their subsidiaries, on a consolidated basis, other than as a result of tax provisions as a result of Iridium Holdings, Iridium Satellite and their subsidiaries being classified as flow-through entities for U.S. federal income tax purposes.

2. Significant Accounting Policies and Basis of Presentation

Principles of Consolidation and Basis of Presentation

The Company has prepared the consolidated financial statements in accordance with accounting principles generally accepted in the United States (“U.S. GAAP”). The accompanying consolidated financial statements include the accounts of (i) the Company, (ii) its wholly owned subsidiaries, and (iii) all less than wholly owned subsidiaries that the Company controls. All material intercompany transactions and balances have been eliminated. The Company has reclassified certain items in the consolidated financial statements for the prior periods to be comparable with the classification for the year ended December 31, 2024. These reclassifications had no effect on previously reported net income.

Use of Estimates

The preparation of financial statements in conformity with U.S. GAAP requires management to make estimates and assumptions that affect the reported amounts of assets and liabilities and disclosures of contingent assets and liabilities at the date of the financial statements and the reported amounts of income and expenses during the reporting period. On an ongoing basis, the Company evaluates its estimates and assumptions, including those related to revenue recognition, the useful lives and recoverability of long-lived and intangible assets, income taxes, stock-based compensation, the incremental borrowing rate for its leases, and contingencies, among others. The Company bases these estimates on historical and anticipated results, trends, and various other assumptions that it believes are reasonable, including assumptions as to future events. These estimates form the basis for making judgments about the carrying values of assets and liabilities and recorded revenues and expenses. Actual results could differ materially from those estimates.

Adopted and Recently Issued Accounting Pronouncements

In November 2023, the Financial Accounting Standards Board (“FASB”) issued ASU No. 2023-07, Segment Reporting (Topic 280): Improvements to Reportable Segment Disclosures (“ASU 2023-07”). This guidance improves reportable segment disclosure requirements, primarily through enhanced disclosures about significant segment expenses. During the year ended December 31, 2024, the Company adopted ASU 2023-07, as required, the effects of which are presented in [Note 16](#).

In December 2023, the FASB issued ASU No. 2023-09, Income Taxes (Topic 740): Improvements to Income Tax Disclosures (“ASU 2023-09”). The amendments in ASU 2023-09 address investor requests for more transparency about income tax information through improvements to income tax disclosures primarily related to the rate reconciliation and income taxes paid information. The Company intends to apply the new guidance effective for the year ending December 31, 2025, as required. The Company is currently evaluating the effect ASU 2023-09 may have on its consolidated financial statements and related disclosures.

Fair Value Measurements

The Company evaluates assets and liabilities subject to fair value measurements on a recurring and non-recurring basis to determine the appropriate level to classify them for each reporting period. Fair value is the price that would be received from the sale of an asset or paid to transfer a liability assuming an orderly transaction in the most advantageous market at the measurement date. U.S. GAAP establishes a hierarchical disclosure framework which prioritizes and ranks the level of observability of inputs used in measuring fair value.

The fair value hierarchy consists of the following tiers:

- Level 1, defined as observable inputs such as quoted prices in active markets for identical assets or liabilities;
- Level 2, defined as observable inputs other than Level 1 prices such as quoted prices for similar assets or liabilities; quoted prices in markets that are not active; or other inputs that are observable or can be corroborated by observable market data for substantially the full term of the assets or liabilities; and
- Level 3, defined as unobservable inputs in which little or no market data exists, therefore requiring an entity to develop its own assumptions.

The fair value estimates are based upon certain market assumptions and information available to the Company. The carrying values of the following financial instruments approximated their fair values as of December 31, 2024 and 2023: cash and cash equivalents, prepaid expenses and other current assets, accounts receivable, accounts payable, and accrued expenses and other current liabilities. Fair values approximate their carrying values because of their short-term nature. The Level 2 cash equivalents include money market funds, commercial paper and short-term U.S. agency securities. The Company also classifies its derivative financial instruments as Level 2. In determining fair value of Level 2 assets, the Company uses a market approach utilizing valuation models that incorporate observable inputs such as interest rates, bond yields and quoted prices for similar assets.

Leases

For new leases, the Company determines if an arrangement is or contains a lease at inception. Leases are included as right-of-use (“ROU”) assets within other assets and ROU liabilities within accrued expenses and other liabilities and within other long-term liabilities on the Company’s consolidated balance sheets.

ROU assets and liabilities are recognized at commencement date based on the present value of lease payments over the lease term. Certain leases contain variable contractual obligations as a result of future base rate escalations which are estimated based on observed trends and included within the measurement of present value. The Company’s leases do not provide an implicit rate. The Company uses its incremental borrowing rate based on the information available at commencement date in determining the present value of lease payments. The ROU asset also includes any lease payments made and excludes lease incentives. Lease expense for lease payments is recognized on a straight-line basis over the lease term.

The Company has lease agreements with lease and non-lease components, which are generally accounted for separately. For certain leases, such as teleport network facilities, the Company elected the practical expedient to combine lease and non-lease components as a single lease component. Taxes assessed on leases in which the Company is either a lessor or lessee are excluded from contract consideration and variable payments when measuring new lease contracts or remeasuring existing lease contracts.

Concentrations of Credit Risk

Financial instruments that potentially subject the Company to concentrations of credit risk consist primarily of cash and cash equivalents and receivables. The majority of cash is invested into a money market fund with U.S. treasuries, agency mortgage-backed securities and/or U.S. government guaranteed debt. While the Company maintains its cash and cash equivalents with financial institutions with high credit ratings, it often maintains those deposits in federally insured financial institutions in excess of federally insured limits. The Company performs credit evaluations of its customers’ financial condition and records reserves to provide for estimated credit losses. Accounts receivable are due from both domestic and international customers.

Cash and Cash Equivalents

The Company considers all highly liquid investments with original maturities of ninety days or less to be cash equivalents. These investments, along with cash deposited in institutional money market funds, regular interest bearing depository accounts and non-interest bearing depository accounts, are classified as cash and cash equivalents on the accompanying consolidated balance sheets.

Investments

Investments where the Company has the ability to exercise significant influence, but does not control, are accounted for under the equity method of accounting and are included in Equity Method Investments on the Company's consolidated balance sheets. Significant influence typically exists if the Company has a 20% to 50% ownership interest in the investee. Under this method of accounting, the Company's share of the net earnings (losses) of the investee is included in loss on equity method investments on the consolidated statement of operations and comprehensive income (loss).

Investments where the Company has less than 20% ownership interest in the investee and lacks the ability to exercise significant influence are accounted for under ASC 321-10-35, Investments - Equity Securities. Under this topic, the Company's investment equals its cost, less impairment, if any. For investments without a readily determinable fair value, the Company performs a qualitative assessment to determine if any impairment indicator is present. If an indicator is present, the Company determines whether fair value was less than the investment's carrying value. If the fair value is less than its carrying value or if there is an observable price change through a similar security from the same issuer, the Company would record an impairment charge.

Accounts Receivable

Trade accounts receivable are recorded at the invoiced amount and are subject to late fee penalties. Management develops its estimate of an allowance for uncollectible receivables based on the Company's experience with specific customers, aging of outstanding invoices, its understanding of customers' current economic circumstances and its own judgment as to the likelihood that the Company will ultimately receive payment. The Company writes off its accounts receivable when balances ultimately are deemed uncollectible. The allowance for doubtful accounts was not material as of December 31, 2024 and 2023.

Foreign Currencies

Generally, the functional currency of the Company's foreign consolidated subsidiaries is the local currency. Assets and liabilities of its foreign subsidiaries are translated to U.S. dollars based on exchange rates at the end of the reporting period. Income and expense items are translated at the weighted-average exchange rates prevailing during the reporting period. Translation adjustments are accumulated in a separate component of stockholders' equity. Transaction gains or losses are classified as other income (expense), net in the accompanying consolidated statements of operations and comprehensive income (loss). In instances where the financial statements of a foreign entity in a highly inflationary economy are material, they are remeasured as if the functional currency were the reporting currency. In these instances, the financial statements of those entities are remeasured into the reporting currency. A highly inflationary economy is one that has cumulative inflation of approximately 100% or more over a three-year period.

Deferred Financing Costs

Direct and incremental costs incurred in connection with securing debt financing are deferred and are amortized as additional interest expense using the effective interest method over the term of the related debt.

Capitalized Interest

During the development and construction periods of a project, such as the financing of the Company's current satellite constellation, the Company capitalizes interest. Capitalization ceases when the asset is ready for its intended use or when these activities are substantially suspended. If some portions of a project are substantially complete and ready for use and other portions have not yet reached that stage, the Company ceases capitalizing costs on the completed portion of the project but continues to capitalize for the incomplete portion of the project.

Inventory

Inventory consists primarily of finished goods, although the Company also maintains an inventory of raw materials from third-party manufacturers. The Company outsources manufacturing of subscriber equipment to a third-party manufacturer and purchases accessories from third-party suppliers. The Company's cost of inventory includes an allocation of overhead, including payroll and payroll-related costs of employees directly involved in bringing inventory to its existing condition, and freight. Inventories are valued using the average cost method and are carried at the lower of cost or net realizable value.

The Company's expense for excess and obsolete inventory was not material during the years ended December 31, 2024, 2023 or 2022.

The Company has a manufacturing agreement with Benchmark Electronics Inc. ("Benchmark") to manufacture most of its subscriber equipment. Pursuant to the agreement, the Company may be required to purchase excess materials at cost plus a contractual markup if the materials are not used in production within the periods specified in the agreement. Benchmark will then repurchase such materials from the Company at the same price paid by the Company, as required for the production of the subscriber equipment.

The following table summarizes the Company's inventory balance:

	December 31,	
	2024	2023
	(In thousands)	
Finished goods	\$ 52,496	\$ 48,698
Raw materials	29,605	43,599
Inventory valuation reserve	(818)	(1,162)
Total	<u>\$ 81,283</u>	<u>\$ 91,135</u>

The Company's raw materials balance includes \$21.2 million and \$32.2 million at December 31, 2024 and December 31, 2023, respectively, of inventory held on consignment at third-party manufacturers.

Stock-Based Compensation

The Company accounts for stock-based compensation at estimated fair value. The fair value of stock options is determined at the grant date using the Black-Scholes-Merton option pricing model. The fair value of restricted stock units ("RSUs") is equal to the closing price of the underlying common stock on the grant date. The fair value of an award that is ultimately expected to vest is recognized on a straight-line basis over the requisite service or performance period and is classified in the consolidated statements of operations and comprehensive income (loss) in a manner consistent with the classification of the recipient's compensation. The expected vesting of the Company's performance-based RSUs is based upon the probability that the Company achieves the defined performance goals. The level of achievement of performance goals, if any, is determined by the Compensation Committee. Stock-based awards to non-employee consultants are expensed at their grant-date fair value as services are provided according to the terms of their agreements and are classified in selling, general and administrative expenses in the accompanying consolidated statements of operations and comprehensive income (loss). The following table presents the classification of stock-based compensation by line item on the balance sheet and statement of operations:

	As of and For Year Ended December 31,	
	2024	2023
	(In thousands)	
Property and equipment, net	\$ 4,393	\$ 5,963
Inventory	477	721
Cost of subscriber equipment	35	60
Cost of services (exclusive of depreciation and amortization)	16,122	16,128
Research and development	1,664	1,282
Selling, general and administrative	45,636	39,985
Total stock-based compensation	<u>\$ 68,327</u>	<u>\$ 64,139</u>

Property and Equipment

Property and equipment is carried at cost less accumulated depreciation. The Company calculates depreciation expense using the straight-line method over the useful lives of each asset. The Company applies judgment in determining the useful lives based on factors such as engineering data, long-term strategy for using the assets, the manufacturer's estimated design life for the assets, laws and regulations that could impact the useful lives of the assets and other economic factors. The Company assesses the current estimated operational life of the satellites, including the potential impact of environmental factors on the satellites, ongoing operational enhancements and software upgrades when evaluating the useful lives of its satellites. Additionally, the Company reviews engineering data relating to the operation and performance of its satellite network.

During the fourth quarter of 2023, the Company updated its estimate of the satellites' remaining useful lives based on the health of the constellation and related engineering data. As a result, the estimated useful lives of the satellites were extended by five years, from 12.5 years to 17.5 years. The impact of this change for the year ended December 31, 2023 was a decrease in depreciation expense of approximately \$27.8 million and a decrease in hosted payload and other service revenue of approximately \$2.3 million. For the year ended December 31, 2023, the impact of the change in useful lives of the satellites resulted in an increase in basic and diluted net income per share of \$0.21 and \$0.20, respectively.

During the quarter ended June 30, 2023, the Company launched five of its remaining six ground spare satellites. Following completion of successful on-orbit testing of the five launched satellites, the Company has no plans to use, develop or launch the remaining ground spare. As the Company believed the construction-in-progress associated with the remaining ground spare satellite would no longer be used, the Company wrote off the full amount remaining in construction-in-progress for that satellite by recording accelerated depreciation expense of \$37.5 million, which more than offset the decrease in depreciation expense related to the increase in estimated useful lives of the satellites described above.

Repairs and maintenance costs are expensed as incurred.

Derivative Financial Instruments

The Company uses derivatives to manage its exposure to fluctuating interest rate risk on variable rate debt. Its derivatives are measured at fair value and are recorded on the consolidated balance sheets within other assets and other current liabilities. When the Company's derivatives are designated as cash flow hedges, the effective portion of the changes in fair value of the derivatives are recorded in accumulated other comprehensive income (loss) within the Company's consolidated balance sheets and subsequently recognized in earnings when the hedged items impact earnings. Any ineffective portion of a derivative's change in fair value will be recognized in earnings in the same period in which the hedged interest payments affect earnings. Within the consolidated statements of operations and comprehensive income (loss), the gains and losses related to cash flow hedges are recognized within interest income (expense), net, as this is the same financial statement line item associated with the hedged items. Cash flows from hedging activities are included in operating activities within the Company's consolidated statements of cash flows, which is the same category as the item being hedged. See [Note 7](#) for further information.

Long-Lived Assets

The Company assesses its long-lived assets for impairment when indicators of impairment exist. Recoverability of assets is measured by comparing the carrying amounts of the assets to the future undiscounted cash flows expected to be generated by the assets. Any impairment loss would be measured as the excess of the assets' carrying amount over their fair value.

Intangible Assets

The Company's intangible assets with finite lives are amortized over their useful lives and reviewed for impairment whenever events or changes in circumstances indicate that the carrying amount of the asset may not be recoverable. If any indicators were present, the Company would test for recoverability by comparing the carrying amount of the asset to the net undiscounted cash flows expected to be generated from the asset. If those net undiscounted cash flows do not exceed the carrying amount (i.e., the asset is not recoverable), the Company would perform the next step, which is to determine the fair value of the asset and record an impairment loss, if any. The Company evaluates the useful lives for these intangible assets each reporting period to determine whether events and circumstances warrant a revision in their remaining useful lives.

The Company's intangible assets with indefinite lives are not amortized but are tested for impairment annually, or more frequently if events or changes in circumstances indicate the asset may be impaired. The Company's trade names, spectrum and licenses are expected to generate cash flows indefinitely.

Revenue Recognition

The Company derives its revenue primarily as a wholesaler of satellite communications products and services. The primary types of revenue include (i) service revenue (access and usage-based airtime fees), (ii) subscriber equipment revenue, and (iii) revenue generated by providing engineering and support services to commercial and government customers. In addition to the discussion immediately below, see Note 9 for further discussion of the Company's revenue recognition.

Wholesaler of satellite communications products and services

Pursuant to wholesale agreements, the Company sells its products and services to service providers and recognizes revenue as it fulfills its performance obligations to the service providers, based on amounts that reflect the consideration to which it expects to be entitled to in exchange for those products and services. The service providers, in turn, sell the products and services to other distributors or directly to the end users. The Company recognizes revenue when an arrangement exists, services or equipment are transferred, the transaction price is determined, the arrangement has commercial substance, and collection of consideration is probable.

Contracts with multiple performance obligations

At times, the Company sells services and equipment through arrangements that bundle equipment, airtime and other services. For these revenue arrangements, when the Company sells services and equipment in bundled arrangements and determines that it has separate distinct performance obligations, the Company allocates the bundled contract price among the various performance obligations based on each deliverable's stand-alone selling price. If the stand-alone selling price is not directly observable, the Company estimates the amount to be allocated for each performance obligation based on observable market transactions or the residual approach. When the Company determines the performance obligations are not distinct, the Company recognizes revenue on a combined basis. To the extent the Company's contracts include variable consideration, the transaction price includes both fixed and variable consideration. The variable consideration contained within the Company's contracts with customers may include discounts, credits and other similar items. When a contract includes variable consideration, the Company evaluates the estimate of the variable consideration to determine whether the estimate needs to be constrained; therefore, the Company includes the variable consideration in the transaction price only to the extent that it is probable that a significant reversal of the amount of cumulative revenue recognized will not occur when the uncertainty associated with the variable consideration is subsequently resolved. Variable consideration estimates are updated at the end of each quarter.

Service revenue sold on a stand-alone basis

Service revenue is generated from the Company's service providers through usage of its satellite system and through fixed monthly access fees per user charged to service providers. Revenue for usage is recognized when usage occurs and is billed in arrears with payments generally submitted within 30 days. Revenue for fixed-per-user access fees is billed monthly in advance and generally recognized over the month, or related usage period, in which the services are provided to the end user. The Company sells prepaid services in the form of e-vouchers and prepaid cards. A liability is established equal to the cash paid upon purchase for the e-voucher or prepaid card. The Company recognizes revenue from (i) the prepaid services upon the use of the e-voucher or prepaid card by the customer and (ii) the estimated pattern of use. The Company does not offer refunds for unused prepaid services.

Services sold to the U.S. government

The Company provides airtime and airtime support to U.S. government and other authorized customers pursuant to the Enhanced Mobile Satellite Services ("EMSS") contract. Under the terms of this agreement, authorized customers continue to utilize airtime services, provided through the U.S. government's dedicated gateway. These services include unlimited global standard and secure voice, low and high-speed data, paging, broadcast and Distributed Tactical Communications Services ("DTCS") services for an unlimited number of Department of Defense ("DoD") and other federal subscribers. Under this contract, revenue is based on the annual fee for the fixed-price contract with unlimited subscribers and is recognized on a straight-line basis over each contractual year, with equal payments submitted monthly. The U.S. government purchases its subscriber equipment from third-party distributors and not directly from the Company.

Subscriber equipment sold on a stand-alone basis

The Company recognizes subscriber equipment sales and the related costs when title to the equipment (and the risks and rewards of ownership) passes to the customer, typically upon shipment. Customers are billed when inventory is shipped, and payment is generally due within 30 days. Customers do not have rights of return without prior consent from the Company.

Government engineering and support services

The Company provides maintenance services to the U.S. government's dedicated gateway. This revenue is recognized ratably over the periods in which the services are provided; the related costs are expensed as incurred.

Other government and commercial engineering and support services

The Company also provides engineering services to assist customers in developing new technologies for use on the Company's satellite system. Fees to customers under these agreements are generally based on milestones, and payments are submitted as milestones are achieved. The revenue associated with fixed-fee contracts is recognized over time using costs incurred to date relative to total estimated costs at completion to measure progress toward satisfying its performance obligation. The Company does not include purchases of goods from a third party in its evaluation of costs incurred. Incurred costs represent work performed, which corresponds with, and thereby best depicts, the transfer of control to the customer. The revenue associated with cost-plus-fixed-fee contracts is recognized to the extent of estimated costs incurred plus the applicable fees earned. The Company considers fixed fees under cost-plus-fixed-fee contracts to be earned in proportion to the allowable costs incurred in performance of the contract.

Research and Development

Research and development costs are charged to expense in the period in which they are incurred.

Advertising Costs

Costs associated with advertising and promotions are expensed as incurred. Advertising expenses were \$1.3 million, \$1.4 million and \$1.7 million for the years ended December 31, 2024, 2023 and 2022, respectively.

Income Taxes

The Company accounts for income taxes using the asset and liability approach, which requires the recognition of tax benefits or expenses for temporary differences between the financial reporting and tax bases of assets and liabilities. A valuation allowance is established when necessary to reduce deferred tax assets to the amounts expected to be realized. The Company also recognizes a tax benefit from uncertain tax positions only if it is "more likely than not" that the position is sustainable based on its technical merits. The Company's policy is to recognize interest and penalties on uncertain tax positions as a component of income tax expense.

Net Income Per Share

The Company calculates basic net income per share by dividing net income attributable to common stockholders by the weighted-average number of shares of common stock outstanding during the period. Diluted net income per share takes into account the effect of potentially dilutive common shares when the effect is dilutive. The effect of potentially dilutive common shares, including common stock issuable upon exercise of outstanding stock options, is computed using the treasury stock method. The effect of potentially dilutive common shares from the conversion of outstanding convertible preferred securities was computed using the as-if converted method at the stated conversion rate. The Company's unvested RSUs awarded to the board of directors contain non-forfeitable rights to dividends and therefore are considered to be participating securities in periods of net income. The calculation of basic and diluted net income per share excludes net income attributable to these unvested RSUs from the numerator and excludes the impact of these unvested RSUs from the denominator.

3. Cash and Cash Equivalents

Cash and Cash Equivalents

The following table summarizes the Company's cash and cash equivalents:

	December 31,		Recurring Fair Value Measurement
	2024	2023	
(In thousands)			
Cash and cash equivalents:			
Cash	\$ 16,913	\$ 32,526	
Money market funds	76,613	39,344	Level 2
Total cash and cash equivalents	<u>\$ 93,526</u>	<u>\$ 71,870</u>	

4. Property and Equipment

The following table presents the composition of property and equipment:

	Useful Life	December 31,	
		2024	2023
(In thousands)			
Satellite system	17.5 years	\$ 3,242,845	\$ 3,242,829
Ground system	5-7 years	76,994	70,497
Equipment	3-5 years	55,041	51,788
Internally developed software and purchased software	3-7 years	369,080	332,824
Building and leasehold improvements	5-39 years	39,157	33,433
Total depreciable property and equipment		3,783,117	3,731,371
Less: accumulated depreciation		(1,991,387)	(1,804,884)
Total depreciable property and equipment, net of accumulated depreciation		1,791,730	1,926,487
Land		8,037	8,037
Construction-in-process:			
Spare satellites		181,762	181,557
Other construction-in-process		99,015	79,677
Total property and equipment, net of accumulated depreciation		<u>\$ 2,080,544</u>	<u>\$ 2,195,758</u>

Other construction-in-process consisted of the following:

	December 31,	
	2024	2023
(In thousands)		
Internally developed and purchased software	\$ 80,665	\$ 60,467
Equipment	5,948	6,859
Ground system	12,402	12,351
Total other construction-in-process	<u>\$ 99,015</u>	<u>\$ 79,677</u>

Depreciation expense was \$195.9 million, \$318.5 million and \$301.9 million for the years ended December 31, 2024, 2023 and 2022, respectively. See "Property and Equipment" in [Note 2](#) above for more information with respect to changes in depreciation expense incurred.

5. Intangible Assets and Goodwill

Intangible Assets

The following table presents identifiable intangible assets:

December 31, 2024				
Useful Life	Gross Carrying Value	Accumulated Amortization	Net Carrying Value	
(In thousands)				
Indefinite life intangible assets:				
Trade names	Indefinite	\$ 21,195	\$ —	\$ 21,195
Spectrum and licenses	Indefinite	14,030	—	14,030
Total		35,225	—	35,225
Definite life intangible assets:				
Intellectual property	20 years	16,439	(11,420)	5,019
Patents	14 - 20 years	587	(209)	378
Customer Relationships	12 years	57,000	(6,745)	50,255
Total		74,026	(18,374)	55,652
Total intangible assets		\$ 109,251	\$ (18,374)	\$ 90,877

December 31, 2023				
Useful Life	Gross Carrying Value	Accumulated Amortization	Net Carrying Value	
(In thousands)				
Indefinite life intangible assets:				
Trade names	Indefinite	\$ 21,195	\$ —	\$ 21,195
Spectrum and licenses	Indefinite	14,030	—	14,030
Total		35,225	—	35,225
Definite life intangible assets:				
Intellectual property	20 years	16,439	(10,987)	5,452
Assembled workforce	7 years	5,678	(5,678)	—
Patents	14 - 20 years	587	(169)	418
Total		22,704	(16,834)	5,870
Total intangible assets		\$ 57,929	\$ (16,834)	\$ 41,095

Amortization expense was \$7.2 million, \$1.5 million and \$1.6 million for the years ended December 31, 2024, 2023 and 2022, respectively.

The following table presents future amortization expense with respect to intangible assets existing at December 31, 2024, by year and in the aggregate:

Year ending December 31,	Amount (In thousands)
2025	\$ 3,948
2026	8,523
2027	6,815
2028	7,252
2029	5,988
Thereafter	23,126
Total estimated future amortization expense	\$ 55,652

Goodwill

During the year ended December 31, 2024, the Company acquired Satelles, Inc. (see [Note 12](#)), resulting in a goodwill balance of \$98.2 million as of December 31, 2024. There was no goodwill balance as of December 31, 2023.

6. Debt

Term Loan and Revolving Facility

Pursuant to a credit agreement (as amended to date, the “Credit Agreement”), the Company previously entered into a term loan totaling \$1,500.0 million (as so amended and restated, the “Term Loan”), issued at a price equal to 99.75% of its face value, and an accompanying \$100.0 million revolving loan (the “Revolving Facility”). The maturity of the Term Loan is in September 2030. During the year ended December 31, 2024, the Company borrowed an additional \$325.0 million under its Term Loan, comprised of \$125.0 million on March 25, 2024 and \$200.0 million on July 30, 2024. The additional amounts borrowed are fungible with the original \$1,500.0 million and have the same maturity date, interest rate and other terms. The additional \$125.0 million was issued at a price equal to 99.875% of its face value, while the additional \$200.0 million was issued at 99.0% of its face value.

The proceeds from the March 2024 additional Term Loan were used for the acquisition of Satelles, Inc. (see [Note 12](#)) on April 1, 2024. In April 2024, the Company drew down \$50.0 million on its Revolving Facility for general corporate purposes, including the funding of repurchases of its common stock. This amount was repaid with the expansion of the Term Loan in July 2024, and there were no amounts outstanding under the Revolving Facility as of December 31, 2024. The remaining proceeds from the July 2024 additional Term Loan have been used for general corporate purposes, including repurchases of common stock.

The Term Loan has been repriced on several occasions, most recently in June 2024, and currently bears interest at an annual rate equal to the Secured Overnight Financing Rate (“SOFR”) plus 2.25%, with a 0.75% SOFR floor. The Company typically selects a one-month interest period, with the result that interest is calculated using one-month SOFR. Interest is paid monthly on the last business day of the month. Principal payments, payable quarterly, equal \$18.3 million per annum (one percent of the full principal amount of the Term Loan following the additional Term Loan amounts borrowed in 2024), with the remaining principal due upon maturity.

The Revolving Facility bears interest at the same rate (but without a SOFR floor) if and as drawn, with no original issue discount, a commitment fee of 0.5% per year on the undrawn amount, which is reduced to 0.375% if the Company has a consolidated first lien net leverage ratio (as defined in the Credit Agreement) of less than 3.5 to 1, and a maturity date in September 2028.

The Company paid fees of \$2.3 million in connection with the expansion of the Term Loan in July 2024, \$1.9 million related to the repricing of the Term Loan in June 2024 and \$1.6 million in connection with the expansion of the Term Loan in March 2024, substantially all of which were expensed as incurred. The amounts expensed are included within interest expense. In September 2023, the Company paid \$3.8 million of issuance costs to refinance the Term Loan, which costs were deferred and will be amortized through the term of the loan. Lenders making up approximately \$16.8 million of the Term Loan did not participate in the refinancing. Those portions of the Term Loan were replaced by new or existing lenders. This resulted in an immaterial loss on extinguishment of debt, as the Company wrote off the unamortized debt issuance costs related to the lenders who were fully repaid in an exchange of principal. The Company deferred an additional \$1.2 million of third-party fees associated with the refinancing of the Term Loan and the Revolving Facility in September 2023.

In the fourth quarter of 2022, the Company elected to prepay \$100.0 million of principal on the Term Loan. This resulted in a \$1.2 million loss on extinguishment of debt, as the Company wrote off the unamortized debt issuance costs related to this prepayment.

As of December 31, 2024 and 2023, the Company reported an aggregate of \$1,807.7 million and \$1,500.0 million in borrowings under the Term Loan, respectively. These amounts do not include \$16.9 million and \$17.5 million of net unamortized deferred financing costs as of December 31, 2024 and 2023, respectively. The net principal balance in borrowings in the accompanying consolidated balance sheets as of December 31, 2024 and 2023 amounted to \$1,790.9 million and \$1,482.5 million, respectively. As of December 31, 2024 and 2023, based upon over-the-counter bid levels (Level 2 - market approach), the fair value of the borrowings under the Term Loan was \$1,802.1 million and \$1,506.6 million, respectively. The Company had no outstanding borrowings under the Revolving Facility as of December 31, 2024 or 2023.

The Credit Agreement restricts the Company’s ability to incur liens, engage in mergers or asset sales, pay dividends, repay subordinated indebtedness, incur indebtedness, make investments and loans, and engage in other transactions as specified in the Credit Agreement. The Credit Agreement provides for specified exceptions, including baskets measured as a percentage of trailing twelve months of earnings before interest, taxes, depreciation and amortization (“EBITDA”) and unlimited exceptions in the case of incurring indebtedness and liens and making investments, dividend payments, and payments of subordinated indebtedness, based on achievement and maintenance of specified leverage ratios. The Credit Agreement also contains an annual mandatory prepayment sweep mechanism with respect to a portion of the Company’s excess cash flow (as defined in the Credit Agreement) in the event the Company’s net leverage ratio rises above 3.5 to 1. The Company’s mandatory excess cash flow prepayment, as specified in the Credit Agreement, was \$28.6 million as of December 31, 2024. This amount will be paid in 2025 and will be applied to the Company’s required quarterly principal payments. As such, it was classified under current short-term secured debt in the Company’s consolidated balance sheet as of December 31, 2024. The Credit Agreement permits repayment, prepayment and repricing transactions, subject, in the case of the Term Loan, to a 1% penalty in the event the Term Loan is prepaid or repriced within the first six months from the refinancing date.

The Credit Agreement contains no financial maintenance covenants with respect to the Term Loan. With respect to the Revolving Facility, the Credit Agreement requires the Company to maintain a consolidated first lien net leverage ratio (as defined in the Credit Agreement) of no greater than 6.25 to 1 if more than 35% of the Revolving Facility has been drawn. The Credit Agreement contains other customary representations and warranties, affirmative and negative covenants, and events of default. The Company was in compliance with all covenants as of December 31, 2024.

Interest on Debt

Total interest incurred includes amortization of deferred financing fees and capitalized interest. The Company incurred third-party financing costs of \$15.9 million in connection with the refinancing of the Term Loan in September 2023, of which \$14.7 million was expensed. All third-party financing costs incurred during the years ended December 31, 2024 and 2023 were expensed. All amounts expensed are included within interest expense on the consolidated statements of operations and comprehensive income (loss).

The following table presents the interest and amortization of deferred financing fees related to the Term Loan:

	Year Ended December 31,		
	2024	2023	2022
	(In thousands)		
Total interest incurred	\$ 102,758	\$ 102,321	\$ 72,090
Amortization of deferred financing fees	\$ 2,660	\$ 3,958	\$ 4,760
Capitalized interest	\$ 5,042	\$ 5,086	\$ 2,590

As of December 31, 2024 and 2023, accrued interest under the Term Loan was \$0.3 million and \$1.0 million, respectively.

Total Debt

The following table presents future minimum principal repayments with respect to the Term Loan existing at December 31, 2024, by year and in the aggregate:

Year ending December 31,	Amount
	(In thousands)
2025	\$ 33,118
2026	3,402
2027	18,260
2028	18,260
2029	18,260
Thereafter	1,716,445
Total debt commitments	1,807,745
Less: Original issuance discount	16,860
Less: Total short-term debt	33,118
Total long-term debt, net	<u>\$ 1,757,767</u>

The table above includes only the cash flow sweep amount payable in 2025 with respect to 2024 excess cash. The schedule excludes future amounts that may be required to be prepaid pursuant to the excess cash flow sweep provision of the Credit Agreement, as those amounts are not determinable in advance.

7. Derivative Financial Instruments

The Company is exposed to interest rate fluctuations related to its Term Loan. The Company has reduced its exposure to fluctuations in the cash flows associated with changes in the variable interest rate by entering into offsetting positions through the use of interest rate hedges. This will reduce the negative impact of increases in the variable rate over the term of the derivative contracts. These contracts are not used for trading or other speculative purposes. Historically, the Company has not incurred, and does not expect to incur in the future, any losses as a result of counterparty default.

Hedge effectiveness of the current interest rate cap agreement (the “Cap”) is based on a long-haul hypothetical derivative methodology and includes all changes in value. The Company formally assesses, both at the hedge’s inception and on an ongoing quarterly basis, whether the designated derivative instruments are highly effective in offsetting changes in the cash flows of the hedged items. When the hedging instrument is sold, expires, is terminated, is exercised, no longer qualifies for hedge accounting, is de-designated, or is no longer probable, hedge accounting is discontinued prospectively.

Interest Rate Cap

In July 2021, the Company entered into the Cap, which had an effective date of December 2021. The Cap manages the Company’s exposure to interest rate movements on a portion of the Term Loan through November 2026. The Cap, as modified to date, currently provides the Company with the right to receive payment from the counterparty if one-month SOFR exceeds 1.436%. The Company pays a fixed monthly premium based on an annual rate of 0.31% for the Cap. The Cap carried a notional amount of \$1.0 billion as of December 31, 2024 and 2023.

The Cap, which was not affected by the expansion of the Term Loan in July 2024 and March 2024 or the repricing of the Term Loan in June 2024 and September 2023, is designed to mirror the terms of the Term Loan and to offset the cash flows being hedged. The Company designated the Cap as a cash flow hedge of the variability of the SOFR-based rate interest payments on the Term Loan. The effective portion of the Cap’s change in fair value will be recorded in accumulated other comprehensive income (loss). Any ineffective portion of the Cap’s change in fair value will be recorded in current earnings as interest expense.

Fair Value of Derivative Instruments

As of December 31, 2024 and 2023, the Company had an asset balance of \$47.3 million and \$66.5 million, respectively, for the fair value of the Cap, and a liability balance of \$5.6 million and \$8.4 million, respectively, for the fair value of the Cap premium. Both the Cap and the Cap premium are recorded within other assets on the consolidated balance sheet.

During each of the years ended December 31, 2024, 2023 and 2022 the Company collectively incurred \$3.3 million in net interest expense for the cost of the interest rate hedges. Interest expense was reduced by \$38.2 million, \$36.2 million and \$7.2 million for the years ended December 31, 2024, 2023 and 2022, respectively, for payments received related to the Cap. Gains and losses resulting from fair value adjustments to the Cap are recorded within accumulated other comprehensive income within the Company's consolidated balance sheet and reclassified to interest expense on the dates that interest payments become due. Cash flows related to the derivative contracts are included in cash flows from operating activities on the consolidated statements of cash flows. Over the next 12 months, the Company expects any gains or losses for cash flow hedges amortized from accumulated other comprehensive income (loss) into earnings to have an immaterial impact on the Company's consolidated financial statements.

The following table presents the amount of unrealized gain or loss and related tax impact associated with the derivative instruments that the Company recorded in its consolidated statements of operations and comprehensive income (loss):

	Year Ended December 31,		
	2024	2023	2022
	(In thousands)		
Unrealized (loss) gain, net of tax	\$ (12,493)	\$ (17,598)	\$ 58,668
Tax benefit (expense)	\$ 3,688	\$ 5,379	\$ (17,834)

8. Equity Transactions

Preferred Stock

The Company is authorized to issue 2.0 million shares of preferred stock with a par value of \$0.0001 per share. The Company previously issued 1.5 million shares of preferred stock. The remaining 0.5 million authorized shares of preferred stock remain undesignated and unissued as of December 31, 2024 and 2023. As of December 31, 2024 and 2023, there were no outstanding shares of preferred stock, as all previously designated and issued preferred stock was converted into common stock in prior periods.

Dividends

Stockholders are entitled to receive, when and if declared by the Company's Board of Directors from time to time, such dividends and other distributions in cash, stock or property from the Company's assets or funds legally and contractually available for such purposes. In December 2022, the Company's Board of Directors initiated a quarterly dividend. The Company paid dividends of \$0.13 per share of common stock for each quarter of 2023 and for the first quarter of 2024. The Company paid dividends of \$0.14 per share of common stock for each of the quarters ended June 30, September 30 and December 31, 2024. The dividends resulted in total payments of \$64.7 million and \$64.8 million during the years ended 2024 and 2023, respectively. The Company's liability related to dividends on common stock was \$2.5 million and \$1.3 million as of December 31, 2024 and 2023, respectively.

Share Repurchase Program

Since February 2021, the Company's Board of Directors has authorized the repurchase of up to \$1,500.0 million of the Company's common stock, including the most recent approval in September 2024 of \$500.0 million through December 31, 2027. This time frame can be extended or shortened by the Board of Directors. Repurchases may be made from time to time on the open market at prevailing prices or in negotiated transactions off the market. The Company records share repurchases at cost, which includes broker commissions and related excise taxes. All shares are immediately retired upon repurchase in accordance with the board-approved policy. When treasury shares are retired, the Company's policy is to allocate the excess of the repurchase price over the par value of shares acquired first, to additional paid-in capital, and then to retained earnings/accumulated deficit. The portion to be allocated to additional paid-in capital is calculated by applying a percentage, determined by dividing the number of shares to be retired by the number of shares outstanding, to the balance of additional paid-in capital as of the date of retirement.

The Company repurchased and subsequently retired 14.0 million, 4.8 million and 6.8 million shares of its common stock during the years ended December 31, 2024, 2023 and 2022, respectively, for a total purchase price of \$403.8 million, \$244.6 million and \$257.0 million, respectively, exclusive of \$3.6 million and \$1.4 million of excise taxes incurred in the year ended December 31, 2024 and 2023, respectively, with no such taxes incurred in the year ended December 31, 2022. In addition, in

December 2023, the Company repurchased 26,000 shares for \$1.0 million, which were settled and retired in January 2024. As such, these shares were recorded as treasury stock as of December 31, 2023. As of December 31, 2024, \$430.3 million remained available and authorized for repurchase under this program.

9. Revenue

The following table summarizes the Company's services revenue:

	Year Ended December 31,		
	2024	2023	2022
	(In thousands)		
Commercial services:			
Voice and data	\$226,197	\$219,242	\$193,112
IoT data	166,166	141,036	125,015
Broadband	56,095	57,878	51,143
Hosted payload and other data ⁽¹⁾	60,160	60,298	59,451
Total commercial services	508,618	478,454	428,721
Government services	106,296	106,000	106,000
Total services	<u>\$614,914</u>	<u>\$584,454</u>	<u>\$534,721</u>

⁽¹⁾ Includes immaterial revenue related to the Company's operating leases in which it is a lessor (see Note 10 for additional information).

The following table summarizes the Company's engineering and support services revenue:

	Year Ended December 31,		
	2024	2023	2022
	(In thousands)		
Commercial	\$ 7,307	\$ 11,050	\$ 7,833
Government	117,045	90,083	43,766
Total	<u>\$124,352</u>	<u>\$101,133</u>	<u>\$ 51,599</u>

The Company's contracts with customers generally do not contain performance obligations with terms in excess of one year. As such, the Company does not disclose details related to the value of performance obligations that are unsatisfied as of the end of the reporting period. The total value of any performance obligations that extend beyond a year is immaterial to the financial statements.

The timing of revenue recognition, billings and cash collections results in billed accounts receivable, unbilled receivables (contract assets), and deferred revenue (contract liabilities) on the consolidated balance sheets. The Company bills amounts under its agreed-upon contractual terms at periodic intervals (for services), upon shipment (for equipment), or upon achievement of contractual milestones or as work progresses (for engineering and support services). Billing may occur subsequent to revenue recognition, resulting in unbilled accounts receivable (contract assets). The Company may also receive payments from customers before revenue is recognized, resulting in deferred revenue (contract liabilities). The Company recognized revenue that was previously recorded as deferred revenue in the amounts of \$36.9 million, \$31.4 million and \$26.3 million for the years ended December 31, 2024, 2023 and 2022, respectively.

The Company has also recorded costs of obtaining contracts expected to be recovered in prepaid expenses and other current assets (contract assets or commissions), that are not separately disclosed on the consolidated balance sheets. The commissions are recognized over the estimated usage period. The following table presents contract assets not separately disclosed:

	Year Ended December 31,	
	2024	2023
	(In thousands)	
Contract Assets:		
Commissions	\$ 1,058	\$ 1,114
Other contract costs	\$ 1,798	\$ 1,970

10. Leases

The Company has operating leases for land, office space, satellite network operations center (“SNOC”) facilities, system gateway facilities, a warehouse and a distribution center. The Company also has operations and maintenance (“O&M”) agreements that include leases associated with two teleport network facilities. Some of the Company’s leases include options to extend the leases for up to 8 years. The Company does not include term extension options as part of its present value calculation of lease liabilities unless it is reasonably certain to exercise those options. As of December 31, 2024, the Company’s weighted-average remaining lease term relating to its operating leases was 4.4 years, and the weighted-average discount rate used to calculate the operating lease liability payment was 6.8%.

The following table summarizes the Company’s lease-related assets and liabilities:

Leases	Classification	December 31, 2024	December 31, 2023
(In thousands)			
Operating lease assets			
Noncurrent	Other assets	\$ 14,285	\$ 16,133
Total lease assets		\$ 14,285	\$ 16,133
Operating lease liabilities			
Current	Accrued expenses and other current liabilities	\$ 5,043	\$ 4,327
Noncurrent	Other long-term liabilities	\$ 11,059	14,087
Total lease liabilities		\$ 16,102	\$ 18,414

During the years ended December 31, 2024, 2023 and 2022, the Company incurred lease expense of \$6.0 million, \$5.2 million and \$5.2 million, respectively. A portion of lease expense during these comparable periods was derived from leases that were not included within the ROU asset and liability balances shown above as they had terms shorter than twelve months and were therefore excluded from balance sheet recognition under ASU 2016-02.

The following table presents future payment obligations with respect to the Company’s operating leases in which it was the lessee at December 31, 2024, by year and in the aggregate:

Year Ending December 31,	Amount
(In thousands)	
2025	\$ 5,961
2026	4,122
2027	2,565
2028	2,324
2029	2,105
Thereafter	1,617
Total lease payments	\$ 18,694

Lessor Arrangements

Operating leases in which the Company is a lessor consist primarily of hosting agreements with Aireon LLC (“Aireon”) (see [Note 14](#)) and L3Harris Technologies, Inc. (“L3Harris”) for space on the Company’s satellites. These agreements provide for a fee that will be recognized over the estimated useful lives of the satellites, which is now approximately 17.5 years, prospectively from the change in estimated useful lives of the satellites that occurred in the fourth quarter of 2023. Lease income related to these agreements for the years ended December 31, 2024, 2023 and 2022 was \$12.4 million, \$19.2 million and \$21.4 million, respectively. The decreases in 2024 and 2023 as compared to 2022 were solely the result of the timing of the change in estimated useful life of the satellites. Lease income is recorded as hosted payload and other data service revenue within service revenue on the Company’s consolidated statements of operations and comprehensive income (loss).

The following table presents future income, after giving effect to the extension of estimated useful lives of the satellites, with respect to the Company’s operating leases in which it was the lessor at December 31, 2024, by year and in the aggregate:

Year Ending December 31,	Amount
	(In thousands)
2025	\$ 12,391
2026	12,391
2027	12,391
2028	12,391
2029	12,391
Thereafter	70,084
Total lease income	<u>\$ 132,039</u>

11. Stock-Based Compensation

In May 2023, the Company’s stockholders approved the amendment and restatement of the Company’s 2015 Equity Incentive Plan (as so amended and restated, the “Amended 2015 Plan”). As of December 31, 2024, the remaining aggregate number of shares of the Company’s common stock available for future grants under the Amended 2015 Plan was 8,410,558. The Amended 2015 Plan provides for the grant of stock-based awards, including nonqualified stock options, incentive stock options, restricted stock, restricted stock units (“RSUs”), stock appreciation rights and other equity securities to employees, consultants and non-employee directors of the Company and its affiliated entities. The number of shares of common stock available for issuance under the Amended 2015 Plan is reduced by (i) one share for each share of common stock issued pursuant to an appreciation award, such as a stock option or stock appreciation right with an exercise or strike price of at least 100% of the fair market value of the underlying common stock on the date of grant, and (ii) 1.8 shares for each share of common stock issued pursuant to any stock award that is not an appreciation award, also referred to as a “full value award.” The Amended 2015 Plan allows the Company to utilize a broad array of equity incentives and performance cash incentives in order to secure and retain the services of its employees, directors and consultants, and to provide long-term incentives that align the interests of its employees, directors and consultants with the interests of the Company’s stockholders. The Company accounts for stock-based compensation at estimated fair value.

Restricted Stock Units

Beginning in March 2024, the RSUs granted to employees for service generally vest over three years, with 34% vesting on the first anniversary of the grant date and the remainder vesting ratably on a quarterly basis thereafter, subject to continued employment. RSUs granted prior to March 2024 generally vested over four years, with 25% vesting on the first anniversary of the grant date and the remainder vesting ratably on a quarterly basis thereafter, subject to continued employment. Some RSUs granted to employees for performance vest upon the completion of defined performance goals, subject to continued employment. The RSUs granted to non-employee directors generally vest in full on the first anniversary of the grant date. The RSUs granted to non-employee consultants generally vest 50% on the first anniversary of the grant date, with the remaining 50% vesting quarterly thereafter through the second anniversary of the grant date.

The Company’s RSUs are classified as equity awards because the RSUs will be settled in the Company’s common stock upon vesting. The fair value of RSUs is determined at the grant date based on the closing price of the Company’s common stock on the date of grant. The related compensation expense is recognized over the service period, or shorter periods based on the retirement eligibility of certain grantees, based on the grant date fair value of the Company’s common stock and the number of shares expected to vest. The fair value of the awards is not remeasured at the end of each reporting period. RSUs do not carry voting rights until the RSUs are vested, although unvested RSUs and vested but unsettled RSUs granted to non-employee directors are entitled to accrue dividend equivalent rights, and shares (including additional shares issuable upon satisfaction of any accrued dividend equivalent rights) are issued upon settlement in accordance with the terms of the award.

The following table summarizes the Company's RSU activity:

	RSUs	Weighted-Average Grant Date Fair Value Per RSU
	(In thousands)	
Outstanding at December 31, 2021	2,550	\$ 25.80
Granted	1,562	\$ 40.21
Forfeited	(152)	\$ 32.80
Released	(990)	\$ 30.05
Outstanding at December 31, 2022	2,970	\$ 31.60
Granted	1,184	\$ 57.85
Forfeited	(76)	\$ 46.02
Released	(1,283)	\$ 36.02
Outstanding at December 31, 2023	2,795	\$ 40.24
Granted	2,613	\$ 30.05
Forfeited	(134)	\$ 36.85
Released	(1,404)	\$ 42.72
Outstanding at December 31, 2024	3,870	\$ 32.56
Vested and unreleased at December 31, 2024 ⁽¹⁾	528	

⁽¹⁾ These RSUs were granted to the Company's board of directors as a part of their compensation for board and committee service and had vested but had not yet settled, meaning that the underlying shares of common stock had not been issued and released.

As of December 31, 2024, the total unrecognized cost related to non-vested RSUs was approximately \$46.8 million. This cost is expected to be recognized over a weighted-average period of 1.1 years. The Company recognized \$63.5 million, \$57.5 million and \$43.2 million of stock-based compensation expense related to RSUs in the years ended December 31, 2024, 2023 and 2022, respectively.

Service-Based RSUs

The majority of the annual compensation the Company provides to non-employee members of its board of directors is paid in the form of RSUs. In addition, some members of the Company's board of directors elect to receive their cash retainers, or a portion thereof, in the form of RSUs. An aggregate amount of approximately 60,000, 55,000 and 57,000 service-based RSUs were granted to the Company's non-employee directors as a result of these payments and elections during the years ended December 31, 2024, 2023 and 2022, respectively, with an estimated grant date fair value of \$1.9 million, \$2.9 million and \$2.2 million, respectively.

During the years ended December 31, 2024, 2023 and 2022, the Company granted approximately 1,691,000, 746,000 and 1,082,000 service-based RSUs, respectively, to its employees, with an estimated aggregate grant date fair value of \$49.9 million, \$43.0 million and \$44.2 million, respectively.

During the years ended December 31, 2024, 2023 and 2022, the Company granted approximately 14,000, 1,000 and 7,000 service-based RSUs, respectively, to non-employee consultants, with an estimated grant date fair value of \$0.8 million, \$0.1 million and \$0.3 million, respectively.

Performance-Based RSUs

In March 2024, 2023 and 2022, the Company awarded approximately 461,000, 193,000 and 248,000 performance-based RSUs, respectively, to the Company's executives and employees (the "Bonus RSUs"), with an estimated grant date fair value of \$13.7 million, \$11.9 million and \$9.7 million, respectively. Vesting of the Bonus RSUs is and was dependent upon the Company's achievement of defined performance goals for the respective fiscal year in which the Bonus RSUs were granted. The Company records stock-based compensation expense related to performance-based RSUs when it is considered probable that the

performance conditions will be met. Management believes it is probable that substantially all of the 2024 Bonus RSUs will vest. The level of achievement, if any, of performance goals will be determined by the compensation committee of the Company's board of directors and, if such goals are achieved, the 2024 Bonus RSUs will vest, subject to continued employment, in March 2025. Substantially all of the Bonus RSUs awarded in 2023 and 2022 vested in March 2024 and March 2023, respectively, upon the determination of the level of achievement of the respective performance goals.

Additionally, during 2024, 2023 and 2022, the Company awarded approximately 303,000, 134,000 and 167,000 performance-based RSUs, respectively, to the Company's executives (the "Executive RSUs"). The estimated aggregate grant date fair value of the Executive RSUs for the 2024, 2023 and 2022 grants was \$9.0 million, \$8.2 million and \$6.5 million, respectively. Vesting of the Executive RSUs is dependent upon the Company's achievement of defined performance goals over a two-year period (the year of grant and the following year). The vesting of Executive RSUs will ultimately range from 0% to 200% of the number of shares underlying the Executive RSUs granted based on the level of achievement of the performance goals.

If the Company achieves the performance goals for the Executive RSUs at the end of the two-year performance period, 50% of the number of Executive RSUs earned based on performance will then vest on the second anniversary of the grant date, and the remaining 50% will then vest on the third anniversary of the grant date, in each case subject to the executive's continued service as of the vesting date. In March 2024 and 2023, the Company awarded approximately 83,000 and 55,000 additional shares related to performance-based RSUs granted to the Company's executives for over-achievement of performance targets for the Executive RSUs with a performance period that ended December 31, 2023 and 2022, respectively. In March 2022, the Company cancelled approximately 50,000 shares related to performance-based RSUs granted to the Company's executives for under-achievement of performance targets for the performance period that ended December 31, 2021.

Stock Option Awards

The Company last granted stock options in 2019. The stock option awards granted to employees generally (i) have a term of ten years, (ii) vest over four years with 25% vesting after the first year of service and the remainder vesting ratably on a quarterly basis thereafter, (iii) are contingent upon employment on the vesting date, and (iv) have an exercise price equal to the fair market value of the underlying shares at the date of grant. The fair value of stock options was determined at the grant date using the Black-Scholes-Merton option pricing model.

The following table summarizes the Company's stock option award activity:

	Shares	Weighted-Average Exercise Price Per Share	Weighted-Average Remaining Contractual Term (Years)	Aggregate Intrinsic Value
(In thousands, except years and per share data)				
Options outstanding at December 31, 2021	1,681	\$ 9.35	3.28	\$ 53,698
Cancelled or expired	(1)	8.28		
Exercised	(494)	7.83		\$ 18,992
Forfeited	(1)	18.35		
Options outstanding at December 31, 2022	1,185	\$ 9.97	2.64	\$ 49,094
Cancelled or expired	(4)	10.25		
Exercised	(505)	7.84		\$ 26,928
Options outstanding at December 31, 2023	676	\$ 11.55	2.39	\$ 20,036
Cancelled or expired	—	—		
Exercised	(357)	9.60		\$ 6,678
Options outstanding and exercisable at December 31, 2024	<u>319</u>	\$ 13.74	2.45	\$ 4,881

The total fair value of the shares underlying stock options that vested during the years ended December 31, 2024 and 2023 was immaterial.

12. Acquisition of Satelles

On April 1, 2024, the Company acquired Satelles, Inc., a provider of satellite-based time and location services that complement and protect GPS and other GNSS systems. This acquisition is intended to support the Company's long-term business objectives.

The acquisition date fair value of the consideration paid to acquire the remaining 80.5% of the outstanding shares and voting interest of Satelles that was not previously owned by the Company was approximately \$125.5 million. The Company accounted for the acquired business using the acquisition method of accounting by recording assets acquired and liabilities assumed at their respective fair values.

The following table summarizes the estimated fair values of the assets acquired and liabilities assumed at the acquisition date:

	April 1, 2024	
	Fair Value	Useful Life
	(In thousands)	
Cash	\$ 14,738	
Other current assets	1,901	
Customer relationships	57,000	12 years
Other noncurrent assets	7,188	
Goodwill	98,186	
Total identifiable assets acquired	179,013	
Liabilities assumed	(13,821)	
Net identifiable assets acquired	<u>\$ 165,192</u>	

The Company acquired customer relationship intangible assets with an acquisition date fair value of \$57.0 million, which was determined using the multi-period excess earnings method. The Company included the following assumptions: the forecasted revenue growth, forecasted revenue attributable to customer contracts, forecasted capital expenditures, forecasted earnings before interest, taxes, depreciation, and amortization (EBITDA) margins, and the discount rate used to value the customer relationships. Changes in these assumptions used could have a significant impact on the acquisition-date fair value of this intangible asset. The customer relationships recognized were determined to have a useful life of 12 years. The Company will amortize the customer relationships over their useful lives, utilizing the economic benefit model. The goodwill recognized is attributable primarily to expected synergies and the assembled workforce of Satelles. None of the goodwill is expected to be deductible for income tax purposes. During the period ended December 31, 2024, the Company updated its estimate related to deferred taxes, which resulted in a decrease in goodwill and an increase to deferred tax assets of \$2.1 million. These updates are reflected in the table above.

The Company incurred \$3.1 million of acquisition related costs that were expensed in the year ended December 31, 2024. These costs are included within selling, general, and administrative expenses in the condensed consolidated statements of operations and comprehensive income (loss).

The amounts of revenue and earnings of Satelles included in the Company's condensed consolidated statements of operations and comprehensive income (loss), excluding the impact of the Company's remeasurement of its prior equity interest in Satelles, are as follows:

	Three Months Ended December 31, 2024		Period from Acquisition Date to December 31, 2024	
	(In thousands)		(In thousands)	
Revenue	\$	4,710	\$	12,637
Net loss		(5,230)		(12,758)

The following unaudited pro forma data summarizes the combined company's results of operations for the periods indicated as if the acquisition of Satelles had been completed as of the beginning of the comparable prior annual reporting period. The unaudited pro forma data gives effect to actual operating results prior to the acquisition, adjusted to include the pro forma effect of amortization of intangibles and the elimination of intercompany sales and acquisition costs. These pro forma amounts are not intended to be indicative of the results that would have actually been obtained if the acquisition had occurred as of the beginning of the comparable prior annual reporting period or that may be obtained in the future.

	Three Months Ended December 31,		Twelve Months Ended December 31,	
	2024	2023	2024	2023
	(In thousands)		(In thousands)	
Revenue	\$ 212,990	\$ 197,231	\$ 832,553	\$ 801,199
Net income (loss)	37,617	32,680	96,314	(11,379)

Prior to the acquisition date, the Company accounted for its 19.5% interest in Satelles as an equity-method investment. The acquisition date fair value of the previous equity interest was \$39.7 million and was included in the measurement of the consideration transferred. The Company recognized a gain of \$19.8 million as a result of remeasuring its prior equity interest in Satelles held before the business combination. The gain is included within gain (loss) from equity method investments in the consolidated statements of operations and comprehensive income (loss) for the year ended December 31, 2024.

13. Income Taxes

The following table presents U.S. and foreign components of income (loss) before income taxes:

	Year Ended December 31,		
	2024	2023	2022
	(In thousands)		
U.S. income (loss)	\$ 106,340	\$ (10,596)	\$ 10,179
Foreign income	3,444	5,849	331
Total income (loss) before income taxes	\$ 109,784	\$ (4,747)	\$ 10,510

The following table summarizes the components of the Company's income tax provision:

	Year Ended December 31,		
	2024	2023	2022
	(In thousands)		
Current taxes:			
Federal tax expense	\$ 1,128	\$ —	\$ —
State tax expense	1,731	1,032	272
Foreign tax expense	2,840	4,545	1,209
Total current tax expense	5,699	5,577	1,481
Deferred taxes:			
Federal tax expense (benefit)	10,524	(31,311)	(3,354)
State tax expense (benefit)	(3,542)	(226)	1,794
Foreign tax expense (benefit)	(422)	(291)	371
Total deferred tax expense (benefit)	6,560	(31,828)	(1,189)
Total income tax expense (benefit)	\$ 12,259	\$ (26,251)	\$ 292

The following table presents a reconciliation of the U.S. federal statutory income tax expense to the Company's effective income tax provision. Any amounts that do not have a meaningful impact on this reconciliation are not separately disclosed.

	Year Ended December 31,		
	2024	2023	2022
	(In thousands)		
Expected tax expense (benefit) at U.S. federal statutory tax rate	\$ 23,054	\$ (997)	\$ 1,893
State tax expense (benefit), net of federal effect	(1,999)	927	1,260
State tax valuation allowance	(175)	(338)	748
Equity-based compensation	2,876	(10,234)	(6,184)
Limitation on executive compensation deduction	3,535	4,011	2,905
Other nondeductible items	430	114	33
Tax credits	(13,321)	(21,817)	(949)
Foreign taxes	2,563	3,570	386
Foreign derived intangible income	(5,240)	—	—
Other adjustments	536	(1,487)	200
Total income tax expense (benefit)	<u>\$ 12,259</u>	<u>\$ (26,251)</u>	<u>\$ 292</u>

The following table presents the components of deferred tax assets and liabilities:

	December 31,	
	2024	2023
	(In thousands)	
Deferred tax assets		
Long-term contracts	\$ 50,878	\$ 51,226
Federal, state and foreign net operating losses, other carryforwards and tax credits	306,701	351,094
Other	27,107	26,676
Total deferred tax assets	<u>384,686</u>	<u>428,996</u>
Valuation allowance	(32,882)	(33,420)
Net deferred tax assets	<u>351,804</u>	<u>395,576</u>
Deferred tax liabilities		
Fixed assets, intangibles and research and development expenditures	(385,972)	(425,980)
Investment in joint venture	(64,071)	(63,108)
Other	(14,063)	(19,336)
Total deferred tax liabilities	<u>(464,106)</u>	<u>(508,424)</u>
Net deferred income tax liabilities	<u>\$ (112,302)</u>	<u>\$ (112,848)</u>

Pursuant to ASC 740, the Company nets deferred tax assets and liabilities within the same jurisdiction. As of December 31, 2024, the Company had a net deferred tax asset of \$1.8 million that is included in other assets on the balance sheet and a net deferred tax liability of \$114.1 million.

The Company recognizes valuation allowances to reduce deferred tax assets to the amount that is more likely than not to be realized. In assessing the likelihood of realization, management considers: (i) future reversals of existing taxable temporary differences; (ii) future taxable income exclusive of reversing temporary differences and carryforwards; (iii) taxable income in prior carryback year(s) if carryback is permitted under applicable tax law; and (iv) tax planning strategies.

The Company had deferred tax assets related to cumulative U.S. federal net operating loss carryforwards and interest expense carryforwards of approximately \$209.9 million and \$257.4 million as of December 31, 2024 and 2023, respectively. The 2017 U.S. federal net operating loss carryforward, if not utilized, will expire in 2037. The Company believes that the 2017 U.S. federal net operating losses will be utilized before the expiration date and, as such, no valuation allowance has been established for this deferred tax asset. U.S. federal net operating loss carryforwards for 2018 and thereafter and interest expense carryforwards do not expire. The Company had deferred tax assets related to the state net operating loss carryforwards of

approximately \$55.9 million and \$59.2 million as of December 31, 2024 and 2023, respectively. The Company does not expect to fully utilize all of its state net operating losses within the respective carryforward periods and as such reflects a partial valuation allowance of \$32.8 million and \$33.0 million as of December 31, 2024 and 2023, respectively, against these deferred tax assets on its consolidated balance sheets. The Company had deferred tax assets related to the foreign net operating loss carryforwards of approximately \$0.4 million and \$0.5 million, as of December 31, 2024 and 2023, respectively. The Company does not expect to fully utilize all of its foreign net operating losses within the carryforward periods. As such, the Company had recorded a partial valuation allowance of \$0.1 million and \$0.2 million as of December 31, 2024 and 2023, respectively, against these deferred tax assets on its consolidated balance sheets. The timing and manner in which the Company will utilize the net operating loss carryforwards in any year, or in total, may be limited in the future as a result of changes in the Company's ownership and any limitations imposed by the jurisdictions in which the Company operates.

The Company had approximately \$42.3 million and \$32.3 million of deferred tax assets related to research and development tax credits as of December 31, 2024 and 2023, respectively, that expire in various amounts from 2032 through 2044. As of December 31, 2024 and 2023, the Company established a reserve of approximately \$3.5 million and \$2.4 million on its estimate of R&D credits, respectively. The Company had approximately \$7.9 million and \$8.7 million of deferred tax assets related to foreign tax credits as of December 31, 2024 and 2023, respectively, that expire in various amounts through 2034. There is no valuation allowance on foreign tax credits as of December 31, 2024 and 2023.

The Company has provided for U.S. income taxes on all undistributed earnings of its significant foreign subsidiaries since the Company does not indefinitely reinvest these undistributed earnings. The Company measures deferred tax assets and liabilities using tax rates expected to apply to taxable income in the years in which those temporary differences are expected to be recovered or settled. The Company recognizes the effect on deferred tax assets and liabilities of a change in tax rates in income in the period that includes the enactment date.

Uncertain Income Tax Positions

The Company is subject to income taxes in the U.S. and various state and foreign jurisdictions. Significant judgment is required in evaluating tax positions and determining the provision for income taxes. The Company establishes liabilities for tax-related uncertainties based on estimates of whether, and the extent to which, additional taxes may be due. These liabilities are established when the Company believes that certain positions might be challenged despite its belief that its tax return positions are fully supportable. The Company adjusts these liabilities in light of changing facts and circumstances, such as the outcome of a tax audit. The provision for income taxes includes the impact of changes to these liabilities.

The Company had unrecognized tax benefits of approximately \$3.5 million as of December 31, 2024 primarily due to additional U.S. tax credits from prior periods. There were unrecognized tax benefits of approximately \$2.4 million as of December 31, 2023. Any changes in the next twelve months are not anticipated to have a significant impact on the results of operations, financial position or cash flows of the Company. The Company has elected an accounting policy to classify interest and penalties related to unrecognized tax benefits as a component of income tax expense. As of December 31, 2024 and 2023, there were no interest and penalties on unrecognized tax benefits. The following is a tabular reconciliation of the total amounts of unrecognized tax benefits which includes related interest and penalties:

	Year Ended December 31,	
	2024	2023
	(In thousands)	
Balance at January 1,	\$ 2,398	\$ —
Change attributable to tax positions taken in a prior period	500	2,162
Change attributable to tax positions taken in the current period	556	236
Balance at December 31,	<u>\$ 3,454</u>	<u>\$ 2,398</u>

The Company is subject to tax audits in all jurisdictions for which it files tax returns. Tax audits by their very nature are often complex and can require several years to complete. Currently, there are no U.S. federal, state or foreign jurisdiction tax audits pending. The Company's corporate U.S. federal and state tax returns from 2011 to 2023 remain subject to examination by tax authorities and the Company's foreign tax returns from 2017 to 2023 remain subject to examination by tax authorities.

14. Related Party Transactions

Aireon LLC and Aireon Holdings LLC

The Company's satellite constellation hosts the Aireon[®] system. The Aireon system was developed by Aireon LLC, which the Company formed in 2011 and which received subsequent investments from several air navigation service providers ("ANSPs") to provide a global air traffic surveillance service through a series of automatic dependent surveillance-broadcast ("ADS-B") receivers on the Company's satellites. Aireon has contracted to offer this service to ANSPs, which use the service to provide improved air traffic control services over the oceans, as well as polar and remote regions. Aireon also markets its data and services to airlines and other commercial users. The Company and the other Aireon investors hold their interests in Aireon Holdings LLC ("Aireon Holdings") through an amended and restated LLC agreement (the "Aireon Holdings LLC Agreement"). Aireon Holdings holds 100% of the membership interests in Aireon, which is the operating entity.

In June 2022, the Company entered into a subscription agreement with Aireon Holdings and invested \$50.0 million in exchange for an approximately 6% preferred membership interest. The Company's investment in Aireon Holdings is accounted for as an equity method investment. The carrying value of the Company's investment in Aireon Holdings was \$41.5 million and \$44.6 million as of December 31, 2024 and 2023, respectively. The investments by the Company prior to June 2022 had previously been written down to a carrying value of zero.

At each of December 31, 2024 and 2023, the Company's fully diluted ownership stake in Aireon Holdings was approximately 39.5%, which is subject to partial future redemption under provisions contained in the Aireon Holdings LLC Agreement.

Under the agreements with Aireon, Aireon will pay the Company fees of \$200.0 million to host the ADS-B receivers, of which \$110.5 million had been paid as of December 31, 2024. These fees are recognized over the estimated useful lives of the satellites, which is expected to result in revenue of approximately \$9.3 million per year, following the change in estimate of the useful lives of the satellites that occurred in the fourth quarter of 2023. The Company recognized hosting fee revenue of \$9.3 million, \$14.4 million and \$16.1 million for the years ended December 31, 2024, 2023 and 2022, respectively. There were no receivables due from Aireon for hosting fees as of December 31, 2024 and 2023.

Additionally, Aireon pays power and data services fees of approximately \$23.5 million per year, in the aggregate, for the delivery of the air traffic surveillance data over the Iridium system. The Company recorded \$23.5 million of power and data service fee revenue from Aireon for each of the years ended December 31, 2024, 2023 and 2022. Receivables due from Aireon under this agreement totaled \$2.0 million as of December 31, 2024. There were no receivables due under this agreement as of December 31, 2023.

Under two services agreements, the Company also provides Aireon with administrative services and support services, the fees for which are paid monthly. Aireon receivables due to the Company under these two agreements totaled \$1.7 million and \$2.2 million for the years ended December 31, 2024 and 2023, respectively.

The Company and the other Aireon investors have agreed to participate pro rata, based on their respective fully diluted ownership stakes, in funding an investor bridge loan to Aireon. The Company's maximum commitment under the investor bridge loan is \$11.9 million. No bridge loan amounts were outstanding as of December 31, 2024 or 2023.

15. Net Income Per Share

The Company calculates basic net income per common share by dividing net income attributable to common stockholders by the weighted-average number of shares of common stock outstanding during the period. In periods of net income, diluted net income per share takes into account the effect of potentially dilutive common shares when the effect is dilutive. Potentially dilutive common shares include (i) shares of common stock issuable upon exercise of outstanding stock options and (ii) shares underlying RSUs that are contingently issuable upon achievement of certain service and performance requirements. The effect of potentially dilutive common shares is computed using the treasury stock method.

The following table summarizes the computations of basic and diluted net income per common share:

	Year Ended December 31,		
	2024	2023	2022
(In thousands, except per share data)			
Numerator:			
Net income attributable to common stockholders - basic and diluted	\$ 112,776	\$ 15,415	\$ 8,722
Denominator:			
Weighted average common shares - basic	118,566	125,598	128,255
Weighted average common shares - diluted	119,792	127,215	130,134
Net income attributable to common stockholders per share - basic	\$ 0.95	\$ 0.12	\$ 0.07
Net income attributable to common stockholders per share - diluted	\$ 0.94	\$ 0.12	\$ 0.07

For the year ended December 31, 2022, 0.2 million unvested service-based RSUs were excluded from the computation of basic net income per share and not included in the computation of diluted net income per share, as the effect would be anti-dilutive, and 0.2 million unvested performance-based RSUs were not included in the computation of basic and diluted net income per share, as certain performance criteria have not been satisfied. There were no such shares for the years ended December 31, 2024 or 2023.

The following table presents the incremental number of shares underlying stock options and RSUs outstanding with anti-dilutive effects:

	Year Ended December 31,		
	2024	2023	2022
(In thousands)			
Performance-based RSUs	—	—	210

16. Segments, Significant Customers, Supplier and Service Providers and Geographic Information

The Company's operations are primarily located in the United States and the Company operates in one business segment, providing global satellite communications services and products. Its Chief Executive Officer has been determined to be the Chief Operating Decision Maker ("CODM") to make key operating decisions and assess performance.

The CODM evaluates the segment operating performance based on consolidated net income and reviews components of cost of services, including certain costs related to delivering engineering and other support services, which is considered a significant expense. Costs to support engineering and other support services, included within cost of services in the accompanying consolidated statements of operations and comprehensive income (loss), were \$93.7 million, \$77.6 million and \$35.8 million for the years ended December 31, 2024, 2023 and 2022, respectively. The CODM considers budget-to-actual forecast and prior view-to-current view variances on a monthly and quarterly basis for evaluating performance and making decisions about allocating capital and other resources on a consolidated basis.

The Company derived approximately 27%, 25% and 21% of its total revenue in the years ended December 31, 2024, 2023 and 2022, respectively, from prime contracts or subcontracts with agencies of the U.S. government. For the years ended December 31, 2024, 2023 and 2022, no single commercial customer accounted for more than 10% of the Company's total revenue.

Approximately 51% and 46% of the Company's accounts receivable balance at December 31, 2024 and 2023, respectively, was due from prime contracts or subcontracts with agencies of the U.S. government. As of December 31, 2024 and 2023, no single commercial customer accounted for more than 10% of the Company's total accounts receivable balance.

The Company contracts for the manufacture of its subscriber equipment primarily from a limited number of manufacturers and utilizes other sole source suppliers for certain component parts of its devices. Should events or circumstances prevent the manufacturer or the suppliers from producing the equipment or component parts, the Company's business could be adversely

affected until the Company is able to move production to other facilities of the manufacturer or secure a replacement manufacturer or an alternative supplier for such component parts.

The following table summarizes net property and equipment by geographic area:

	December 31,	
	2024	2023
(In thousands)		
United States	\$ 449,012	\$ 412,002
Satellites in orbit	1,630,121	1,782,000
All others	1,411	1,756
Total	<u>\$ 2,080,544</u>	<u>\$ 2,195,758</u>

The following table summarizes revenue by geographic area:

	Year Ended December 31,		
	2024	2023	2022
(In thousands)			
United States	\$ 437,984	\$ 431,476	\$ 374,687
Canada	88,386	65,772	67,893
Other countries ⁽¹⁾	304,312	293,475	278,454
Total	<u>\$ 830,682</u>	<u>\$ 790,723</u>	<u>\$ 721,034</u>

⁽¹⁾ No single country in this group represented more than 10% of revenue.

Revenue is attributed to geographic area based on the billing address of the distributor. Service location and the billing address are often not the same. The Company's distributors sell services directly or indirectly to end users, who may be located or use the Company's products and services elsewhere. The Company does not know the geographical distribution of end users because it does not contract directly with them.

The Company is exposed to foreign currency exchange fluctuations from sales made and costs incurred in foreign currencies.

17. Employee Benefit Plan

The Company sponsors a defined-contribution 401(k) retirement plan (the "Plan") that covers all employees. Employees are eligible to participate in the Plan on the first day of the month following the date of hire, and participants are 100% vested from the date of eligibility. The Company matches employees' contributions equal to 100% of the salary deferral contributions up to 5% of the employees' eligible compensation each pay period. The Company's expenses related to matching under the Plan were \$5.9 million, \$4.3 million and \$3.5 million for the years ended December 31, 2024, 2023 and 2022, respectively.

Item 9. Changes in and Disagreements with Accountants on Accounting and Financial Disclosure

None.

Item 9A. Controls and Procedures

Evaluation of Disclosure Controls and Procedures

Under the supervision and with the participation of our management, including our chief executive officer, who is our principal executive officer, and our chief financial officer, who is our principal financial officer, we conducted an evaluation of our disclosure controls and procedures, as such term is defined in Rules 13a-15(e) and 15d-15(e) under the Securities Exchange Act of 1934, as amended, or the Exchange Act, as of the end of the period covered by this report. In evaluating the disclosure controls and procedures, management recognized that any controls and procedures, no matter how well designed and operated, can provide only reasonable assurance of achieving the desired control objectives. In addition, the design of disclosure controls and procedures must reflect the fact that there are resource constraints and that management is required to apply its judgment in evaluating the benefits of possible controls and procedures relative to their costs. In addition, the design of any system of controls also is based in part upon certain assumptions about the likelihood of future events, and there can be no assurance that any design will succeed in achieving its stated goals under all potential future conditions; over time, controls may become inadequate because of changes in conditions, or the degree of compliance with policies or procedures may deteriorate. Because of the inherent limitations in a control system, misstatements due to error or fraud may occur and not be detected.

Based on this evaluation, our chief executive officer and our chief financial officer concluded that our disclosure controls and procedures were effective to provide reasonable assurance that information required to be disclosed by us in reports we file or submit under the Exchange Act is recorded, processed, summarized and reported within the time periods specified in the U.S. Securities and Exchange Commission's rules and forms, and is accumulated and communicated to our management, including our principal executive officer and principal financial officer, as appropriate to allow timely decisions regarding required disclosures.

Management's Report on Internal Control Over Financial Reporting

Our management is responsible for establishing and maintaining adequate internal control over financial reporting. Internal control over financial reporting is defined in Rules 13a-15(f) and 15d-15(f) promulgated under the Exchange Act as a process designed by, or under the supervision of, our principal executive and principal financial officers and effected by our board of directors, management and other personnel, to provide reasonable assurance regarding the reliability of financial reporting and the preparation of financial statements for external purposes in accordance with U.S. generally accepted accounting principles. Such internal control includes those policies and procedures that:

- Pertain to the maintenance of records that in reasonable detail accurately and fairly reflect the transactions and dispositions of the assets of our company;
- Provide reasonable assurance that transactions are recorded as necessary to permit preparation of financial statements in accordance with generally accepted accounting principles, and that receipts and expenditures of the company are being made only in accordance with authorizations of management and directors of our company; and
- Provide reasonable assurance regarding prevention or timely detection of unauthorized acquisition, use or disposition of our company's assets that could have a material effect on the financial statements.

Because of its inherent limitations, internal control over financial reporting may not prevent or detect misstatements. Projections of any evaluation of effectiveness to future periods are subject to the risk that controls may become inadequate because of changes in conditions, or that the degree of compliance with the policies or procedures may deteriorate.

Our management assessed the effectiveness of our internal control over financial reporting as of December 31, 2024. In making this assessment, our management used the criteria set forth in *Internal Control-Integrated Framework* issued by the Committee of Sponsoring Organizations of the Treadway Commission (2013 Framework). Based on its assessment, our management has determined that, as of December 31, 2024, our internal control over financial reporting was effective based on those criteria.

Our independent registered public accounting firm, KPMG LLP, has audited our 2024 financial statements. KPMG LLP was given unrestricted access to all financial records and related data, including minutes of all meetings of stockholders, the Board of Directors and committees of the Board. KPMG LLP has issued an unqualified report on our 2024 financial statements as a result of the audit and also has issued an unqualified report on our internal controls over financial reporting which is attached hereto.

Changes in Internal Control Over Financial Reporting

During the quarter ended December 31, 2024, there were no changes in our internal control over financial reporting, as such term is defined in Rules 13a-15(f) and 15d-15(f) under the Exchange Act, that have materially affected, or are reasonably likely to materially affect, our internal control over financial reporting.

Report of Independent Registered Public Accounting Firm

To the Stockholders and the Board of Directors
Iridium Communications Inc.:

Opinion on Internal Control Over Financial Reporting

We have audited Iridium Communications Inc. and subsidiaries' (the Company) internal control over financial reporting as of December 31, 2024, based on criteria established in *Internal Control – Integrated Framework (2013)* issued by the Committee of Sponsoring Organizations of the Treadway Commission. In our opinion, the Company maintained, in all material respects, effective internal control over financial reporting as of December 31, 2024, based on criteria established in *Internal Control – Integrated Framework (2013)* issued by the Committee of Sponsoring Organizations of the Treadway Commission.

We also have audited, in accordance with the standards of the Public Company Accounting Oversight Board (United States) (PCAOB), the consolidated balance sheets of the Company as of December 31, 2024 and December 31, 2023, the related consolidated statements of operations and comprehensive income (loss), changes in stockholders' equity, and cash flows for each of the years in the three-year period ended December 31, 2024, and the related notes (collectively, the consolidated financial statements), and our report dated February 13, 2025 expressed an unqualified opinion on those consolidated financial statements.

Basis for Opinion

The Company's management is responsible for maintaining effective internal control over financial reporting and for its assessment of the effectiveness of internal control over financial reporting, included in the accompanying Management's Report on Internal Control over Financial Reporting. Our responsibility is to express an opinion on the Company's internal control over financial reporting based on our audit. We are a public accounting firm registered with the PCAOB and are required to be independent with respect to the Company in accordance with the U.S. federal securities laws and the applicable rules and regulations of the Securities and Exchange Commission and the PCAOB.

We conducted our audit in accordance with the standards of the PCAOB. Those standards require that we plan and perform the audit to obtain reasonable assurance about whether effective internal control over financial reporting was maintained in all material respects. Our audit of internal control over financial reporting included obtaining an understanding of internal control over financial reporting, assessing the risk that a material weakness exists, and testing and evaluating the design and operating effectiveness of internal control based on the assessed risk. Our audit also included performing such other procedures as we considered necessary in the circumstances. We believe that our audit provides a reasonable basis for our opinion.

Definition and Limitations of Internal Control Over Financial Reporting

A company's internal control over financial reporting is a process designed to provide reasonable assurance regarding the reliability of financial reporting and the preparation of financial statements for external purposes in accordance with generally accepted accounting principles. A company's internal control over financial reporting includes those policies and procedures that (1) pertain to the maintenance of records that, in reasonable detail, accurately and fairly reflect the transactions and dispositions of the assets of the company; (2) provide reasonable assurance that transactions are recorded as necessary to permit preparation of financial statements in accordance with generally accepted accounting principles, and that receipts and expenditures of the company are being made only in accordance with authorizations of management and directors of the company; and (3) provide reasonable assurance regarding prevention or timely detection of unauthorized acquisition, use, or disposition of the company's assets that could have a material effect on the financial statements.

Because of its inherent limitations, internal control over financial reporting may not prevent or detect misstatements. Also, projections of any evaluation of effectiveness to future periods are subject to the risk that controls may become inadequate because of changes in conditions, or that the degree of compliance with the policies or procedures may deteriorate.

/s/ KPMG LLP

McLean, Virginia
February 13, 2025

Item 9B. Other Information

During the three months ended December 31, 2024, none of our directors or officers (as defined in Rule 16a-1(f) under the Securities Exchange Act of 1934, as amended) adopted or terminated a “Rule 10b5-1 trading arrangement” or “non-Rule 10b5-1 trading arrangement,” as those terms are defined in Item 408 of Regulation S-K.

Item 9C. Disclosure Regarding Foreign Jurisdictions that Prevent Inspections

Not applicable.

PART III

We will file a definitive Proxy Statement for our 2025 Annual Meeting of Stockholders (the “2025 Proxy Statement”) with the SEC, pursuant to Regulation 14A, not later than 120 days after the end of our fiscal year. Accordingly, certain information required by Part III has been omitted as permitted by General Instruction G (3) to Form 10-K. Only those sections of the 2025 Proxy Statement that specifically address the items set forth herein are incorporated by reference.

Item 10. Directors, Executive Officers and Corporate Governance

The information required by this Item is incorporated by reference to the sections of our 2025 Proxy Statement entitled “Information Regarding the Board of Directors and Committees and Corporate Governance,” “Election of Directors,” “Management,” and “Delinquent Section 16(a) Reports.”

Item 11. Executive Compensation

The information required by this Item is incorporated by reference to the sections of our 2025 Proxy Statement entitled “Compensation Discussion and Analysis,” “Executive Compensation” (excluding the information under the subheading “Pay Versus Performance”) and “Director Compensation.”

Item 12. Security Ownership of Certain Beneficial Owners and Management and Related Stockholder Matters

The information required by this Item is incorporated by reference to the sections of our 2025 Proxy Statement entitled “Security Ownership of Certain Beneficial Owners and Management” and “Securities Authorized for Issuance under Equity Compensation Plans.”

Item 13. Certain Relationships and Related Transactions, and Director Independence

The information required by this Item is incorporated by reference to the sections of our 2025 Proxy Statement entitled “Transactions with Related Parties” and “Director Independence.”

Item 14. Principal Accountant Fees and Services

The information required by this Item is incorporated by reference to the section of our 2025 Proxy Statement entitled “Independent Registered Public Accounting Firm Fees.”

PART IV

Item 15. Exhibits, Financial Statement Schedules

(a) The following documents are filed as part of this Form 10-K:

(1) Financial Statements

Iridium Communications Inc.:

<u>Report of KPMG LLP, Independent Registered Public Accounting Firm</u>	56
<u>Consolidated Balance Sheets</u>	58
<u>Consolidated Statements of Operations and Comprehensive Income (Loss)</u>	59
<u>Consolidated Statements of Changes in Stockholders' Equity</u>	60
<u>Consolidated Statements of Cash Flows</u>	61
<u>Notes to Consolidated Financial Statements</u>	63

(2) Financial Statement Schedules

The financial statement schedules are not included here because required information is included in the consolidated financial statements.

(3) Exhibits

The following list of exhibits includes exhibits submitted with this Form 10-K as filed with the Securities and Exchange Commission.

Exhibit No.	Document
3.1	<u>Amended and Restated Certificate of Incorporation dated September 29, 2009, incorporated by reference to Exhibit 3.1 of the Registrant's Current Report on Form 8-K filed with the SEC on September 29, 2009.</u>
3.2	<u>Certificate of Amendment to Amended and Restated Certificate of Incorporation dated May 12, 2015, incorporated by reference to Exhibit 3.1 of the Registrant's Current Report on Form 8-K filed with the SEC on May 15, 2015.</u>
3.3	<u>Amended and Restated Bylaws, incorporated by reference to Exhibit 3.1 of the Registrant's Current Report on Form 8-K filed with the SEC on December 5, 2024.</u>
4.1	<u>Specimen Common Stock Certificate, incorporated by reference to Exhibit 4.2 of the Registrant's Registration Statement on Form S-1 (Registration No. 333-147722) filed with the SEC on February 4, 2008.</u>
4.2	<u>Description of the Registrant's securities registered pursuant to Section 12 of the Securities Exchange Act of 1934, as amended.</u>
10.1#	<u>Amendment and Restatement Agreement, dated September 20, 2023, among Iridium Holdings LLC, Iridium Communications Inc., Iridium Satellite LLC, Various Lenders, and Deutsche Bank AG New York Branch, as Administrative Agent and Collateral Agent, incorporated by reference to Exhibit 10.1 to the Registrant's Current Report on Form 8-K filed with the SEC on September 20, 2023.</u>
10.2#	<u>Amendment No. 1, dated as of March 25, 2024, to the Amended and Restated Credit Agreement, dated September 20, 2023, among Iridium Holdings LLC, Iridium Communications Inc., Iridium Satellite LLC, various lenders, and Deutsche Bank AG New York Branch, as Administrative Agent and Collateral Agent, incorporated by reference to Exhibit 10.1 to the Registrant's Current Report on Form 8-K filed with the SEC on March 27, 2024.</u>
10.3#	<u>Amendment No. 2, dated as of June 4, 2024, among Iridium Holdings LLC, Iridium Satellite LLC, the other guarantors party thereto, the various lenders party thereto and Deutsche Bank AG New York Branch, as Administrative Agent and Collateral Agent, incorporated by reference to Exhibit 10.1 to the Registrant's Current Report on Form 8-K filed with the SEC on June 5, 2024.</u>
10.4#	<u>Amendment No. 3, dated as of July 30, 2024, to the Amended and Restated Credit Agreement, dated September 20, 2023, among Iridium Holdings LLC, Iridium Communications Inc., Iridium Satellite LLC, various lenders, and Deutsche Bank AG New York Branch, as Administrative Agent and Collateral Agent, incorporated by reference to Exhibit 10.1 to the Registrant's Current Report on Form 8-K filed with the SEC on July 30, 2024.</u>
10.5	<u>Security Agreement dated November 4, 2019 among Iridium Carrier Holdings LLC, Iridium Carrier Services LLC, Iridium Constellation LLC, Iridium Government Services LLC, Iridium Holdings LLC, Iridium Satellite LLC, and Deutsche Bank AG New York Branch, as Collateral Agent, incorporated by reference to Exhibit 10.2 to the Registrant's Current Report on Form 8-K filed with the SEC on November 4, 2019.</u>

Exhibit No.**Document**

-
- 10.6 Guaranty Agreement dated November 4, 2019 among Iridium Holdings LLC, Iridium Satellite LLC, Iridium Carrier Holdings LLC, Iridium Carrier Services LLC, Iridium Constellation LLC, Iridium Government Services LLC, and Deutsche Bank AG New York Branch, as Administrative Agent, incorporated by reference to Exhibit 10.3 to the Registrant's Current Report on Form 8-K filed with the SEC on November 4, 2019.
- 10.7 Amended and Restated Transition Services, Products and Asset Agreement, between Iridium Satellite LLC, Iridium Holdings LLC and Motorola, Inc., dated as of September 30, 2010, incorporated by reference to Exhibit 10.9 to the Registrant's Annual Report on Form 10-K filed with the SEC on March 7, 2011.
- 10.8 Amendment No. 1 to Amended and Restated Transition Services, Products and Asset Agreement, between Iridium Satellite LLC, Iridium Holdings LLC and Motorola, Inc., dated as of December 30, 2010, incorporated by reference to Exhibit 10.10 to the Registrant's Annual Report on Form 10-K filed with the SEC on March 7, 2011.
- 10.9† System Intellectual Property Rights Amendment and Agreement, between Iridium Satellite LLC and Motorola, Inc., dated as of September 30, 2010, incorporated by reference to Exhibit 10.9 of the Registrant's Annual Report on Form 10-K filed with the SEC on February 17, 2022.
- 10.10 Supplemental Subscriber Equipment Technology Amendment and Agreement, between Iridium Satellite LLC and Motorola, Inc., dated as of September 30, 2010, incorporated by reference to Exhibit 10.12 to the Registrant's Annual Report on Form 10-K filed with the SEC on March 7, 2011.
- 10.11† Contract for Enhanced Satellite Services between Iridium Government Services LLC and Air Force Space Command, effective September 15, 2019, incorporated by reference to Exhibit 10.1 to the Registrant's Quarterly Report on Form 10-Q filed with the SEC on October 29, 2019.
- 10.12 Form of Registration Rights Agreement, incorporated by reference to Annex D of the Registrant's Proxy Statement filed with the SEC on August 28, 2009.
- 10.13 Amendment No. 1 to Registration Rights Agreement, dated as of March 29, 2011, by and among Iridium Communications Inc. and the parties listed on the signature pages thereto, incorporated by reference to Exhibit 10.1 of the Registrant's Current Report on Form 8-K, filed with the SEC on March 30, 2011.
- 10.14* Amended and Restated Employment Agreement, dated as of March 30, 2011, by and between the Registrant and Matthew J. Desch, incorporated by reference to Exhibit 10.1 to the Registrant's Current Report on Form 8-K, filed with the SEC on April 5, 2011.
- 10.15* Employment Agreement, dated as of December 27, 2024, by and between the Registrant and Vincent J. O'Neill.
- 10.16* Employment Agreement, dated as of March 31, 2010, by and between the Registrant and Thomas J. Fitzpatrick, incorporated by reference to Exhibit 10.1 of the Registrant's Quarterly Report on Form 10-Q filed with the SEC on May 10, 2010.
- 10.17* Amendment to Employment Agreement by and between the Registrant and Thomas J. Fitzpatrick, dated as of December 31, 2010, incorporated by reference to Exhibit 10.34 to the Registrant's Annual Report on Form 10-K filed with the SEC on March 7, 2011.
- 10.18* Executive Employment Agreement between the Registrant and Suzanne E. McBride, dated as of February 11, 2019, incorporated by reference to Exhibit 10.5 to the Registrant's Quarterly Report on Form 10-Q filed with the SEC on April 23, 2019.
- 10.19* Employment Agreement between the Registrant and Bryan J. Hartin, dated as of December 10, 2012, incorporated by reference to Exhibit 10.69 to the Registrant's Annual Report on Form 10-K filed with the SEC on March 4, 2014.
- 10.20* Employment Agreement between the Registrant and Scott T. Scheimreif, dated as of December 11, 2012, incorporated by reference to Exhibit 10.2 to the Registrant's Quarterly Report on Form 10-Q filed with the SEC on April 28, 2020.
- 10.21 Form of Indemnity Agreement between the Registrant and each of its directors and officers, incorporated by reference to Exhibit 10.5 to the Registrant's Form S-1/A filed with the SEC on February 4, 2008.
- 10.22* Amended and Restated Performance Share Program established under the Iridium Communications Inc. Amended and Restated 2015 Equity Incentive Plan.
- 10.23* Form of Performance Share Award Grant Notice and Performance Share Award Agreement for use in connection with the Performance Share Program established under the Iridium Communications Inc. 2015 Equity Incentive Plan, incorporated by reference to Exhibit 10.2 to the Registrant's Quarterly Report on Form 10-Q filed with the SEC on April 18, 2024.
- 10.24* Iridium Communications Inc. 2012 Equity Incentive Plan, incorporated by reference to Appendix A to the Registrant's Proxy Statement filed with the SEC on April 10, 2012.
- 10.25* Forms of Stock Option Grant Notice and Stock Option Agreement for use in connection with the Iridium Communications Inc. 2012 Equity Incentive Plan, incorporated by reference to Exhibit 99.2 to the Registrant's Current Report on Form 8-K filed with the SEC on May 23, 2012.
- 10.26* Non-Employee Director Compensation Plan dated December 5, 2024.

Exhibit No.	Document
10.27*	<u>Iridium Communications Inc. 2024 Performance Bonus Plan, incorporated herein by reference to Exhibit 10.3 of the Registrant's Quarterly Report on Form 10-Q filed with the SEC on April 18, 2024.</u>
10.28*	<u>Iridium Communications Inc. Amended and Restated 2015 Equity Incentive Plan, incorporated herein by reference to Exhibit 10.1 to the Registrant's Current Report on Form 8-K, filed with the SEC on May 5, 2023.</u>
10.29*	<u>Forms of Option Grant Notice and Option Agreement for use in connection with the Iridium Communications Inc. Amended and Restated 2015 Equity Incentive Plan, incorporated by reference to Exhibit 10.2 of the Registrant's Current Report on Form 8-K filed with the SEC on May 15, 2015.</u>
10.30*	<u>Forms of Restricted Stock Unit Award Grant Notice and Restricted Stock Unit Award Agreement for use in connection with the Iridium Communications Inc. Amended and Restated 2015 Equity Incentive Plan, incorporated by reference to Exhibit 10.27 of the Registrant's Annual Report on Form 10-K filed with the SEC on February 15, 2024.</u>
10.31*	<u>Forms of Non-Employee Director Option Grant Notice and Non-Employee Director Option Agreement for use in connection with the Iridium Communications Inc. Amended and Restated 2015 Equity Incentive Plan, incorporated by reference to Exhibit 10.4 of the Registrant's Current Report on Form 8-K filed with the SEC on May 15, 2015.</u>
10.32*	<u>Forms of Non-Employee Director Restricted Stock Unit Award Grant Notice and Non-Employee Director Restricted Stock Unit Award Agreement for use in connection with the Iridium Communications Inc. 2015 Equity Incentive Plan, incorporated by reference to Exhibit 10.5 of the Registrant's Current Report on Form 8-K filed with the SEC on May 15, 2015.</u>
19.1	<u>Iridium Communications Inc. Insider Trading Policy.</u>
21.1	<u>List of Subsidiaries.</u>
23.1	<u>Consent of KPMG LLP, independent registered public accounting firm.</u>
31.1	<u>Certification of Chief Executive Officer pursuant to Section 302 of The Sarbanes-Oxley Act of 2002.</u>
31.2	<u>Certification of Chief Financial Officer pursuant to Section 302 of The Sarbanes-Oxley Act of 2002.</u>
32.1**	<u>Certification of Chief Executive Officer and Chief Financial Officer pursuant to Section 906 of The Sarbanes-Oxley Act of 2002.</u>
97.1	<u>Iridium Communications Inc. Incentive Compensation Recoupment Policy, incorporated by reference to Exhibit 97.1 of the Registrant's Current Report on Form 10-K filed with the SEC on February 15, 2024.</u>
101.INS	Inline XBRL Instance Document (the instance document does not appear in the Interactive Data File as its XBRL tags are embedded within the Inline XBRL document)
101.SCH	Inline XBRL Taxonomy Extension Schema with Embedded Linkbase Documents
104	Cover Page Interactive Data File (formatted as Inline XBRL and contained in Exhibit 101).
#	Exhibits and schedules have been omitted pursuant to Item 601(a)(5) of Regulation S-K and will be furnished on a supplemental basis to the Securities and Exchange Commission upon request.
†	Certain confidential portions of this exhibit, marked by asterisks, were omitted because the identified confidential portions are (i) not material and (ii) the type that the registrant treats as private or confidential.
*	Denotes management contract or compensatory plan or arrangement.
**	These certifications are being furnished solely to accompany this Annual Report pursuant to 18 U.S.C. Section 1350, and are not being filed for purposes of Section 18 of the Securities Exchange Act of 1934, as amended, and are not to be incorporated by reference into any filing of the registrant, whether made before or after the date hereof, regardless of any general incorporation language in such filing.

Item 16. Form 10-K Summary

Not applicable.

SIGNATURES

Pursuant to the requirements of Section 13 or 15(d) of the Securities Exchange Act of 1934, the registrant has duly caused this report to be signed on its behalf by the undersigned, thereunto duly authorized.

IRIDIUM COMMUNICATIONS INC.

Date: February 13, 2025

By: /s/ Vincent J. O'Neill

Vincent J. O'Neill
Chief Financial Officer

Pursuant to the requirements of the Securities Exchange Act of 1934, this report has been signed below by the following persons on behalf of the registrant and in the capacities and on the dates indicated:

<u>Name</u>	<u>Title</u>	<u>Date</u>
<u>/s/ Matthew J. Desch</u> Matthew J. Desch	Chief Executive Officer and Director (Principal Executive Officer)	February 13, 2025
<u>/s/ Vincent J. O'Neill</u> Vincent J. O'Neill	Chief Financial Officer (Principal Financial Officer)	February 13, 2025
<u>/s/ Timothy P. Kapalka</u> Timothy P. Kapalka	Chief Accounting Officer, Iridium Satellite LLC (Principal Accounting Officer)	February 13, 2025
<u>/s/ Robert H. Niehaus</u> Robert H. Niehaus	Director and Chairman of the Board	February 13, 2025
<u>/s/ Thomas C. Canfield</u> Thomas C. Canfield	Director	February 13, 2025
<u>/s/ Thomas J. Fitzpatrick</u> Thomas J. Fitzpatrick	Director	February 13, 2025
<u>/s/ L. Anthony Frazier</u> L. Anthony Frazier	Director	February 13, 2025
<u>/s/ Alvin B. Krongard</u> Alvin B. Krongard	Director	February 13, 2025
<u>/s/ Suzanne E. McBride</u> Suzanne E. McBride	Chief Operations Officer and Director	February 13, 2025
<u>/s/ Eric T. Olson</u> Eric T. Olson	Director	February 13, 2025
<u>/s/ Kay N. Sears</u> Kay N. Sears	Director	February 13, 2025
<u>/s/ Jacqueline E. Yeaney</u> Jacqueline E. Yeaney	Director	February 13, 2025

SUBSIDIARIES OF IRIDIUM COMMUNICATIONS INC.

Subsidiary	Jurisdiction of Organization
Iridium Holdings LLC	Delaware
Iridium Satellite LLC	Delaware
Iridium Constellation LLC	Delaware
Iridium Carrier Holdings LLC	Delaware
Iridium Carrier Services LLC	Delaware
Iridium Government Services LLC	Delaware
Iridium Satellite SA LLC	Delaware
OOO Iridium Services	Russia
OOO Iridium Communications	Russia
Iridium Chile SpA	Chile
Iridium Serviços de Satélites S.A.	Brazil
Iridium Satellite UK Limited	United Kingdom
Satelles, Inc.	Virginia

Consent of Independent Registered Public Accounting Firm

We consent to the incorporation by reference in the registration statements (Nos. 333-162206 and 333-165513) on Form S-3 and (Nos. 333-165508, 333-181744, 333-204236, 333-218073, 333-231699, and 333-273454) on Form S-8 of our reports dated February 13, 2025, with respect to the consolidated financial statements of Iridium Communications Inc. and the effectiveness of internal control over financial reporting.

/s/ KPMG LLP

McLean, Virginia
February 13, 2025

CERTIFICATION OF PRINCIPAL EXECUTIVE OFFICER
Pursuant to Section 302 of The Sarbanes-Oxley Act of 2002

I, Matthew J. Desch, certify that:

1. I have reviewed this annual report on Form 10-K of Iridium Communications Inc.;
2. Based on my knowledge, this report does not contain any untrue statement of a material fact or omit to state a material fact necessary to make the statements made, in light of the circumstances under which such statements were made, not misleading with respect to the period covered by this report;
3. Based on my knowledge, the financial statements, and other financial information included in this report, fairly present in all material respects the financial condition, results of operations and cash flows of the registrant as of, and for, the periods presented in this report;
4. The registrant's other certifying officer(s) and I are responsible for establishing and maintaining disclosure controls and procedures (as defined in Exchange Act Rules 13a-15(e) and 15d-15(e)) and internal control over financial reporting (as defined in Exchange Act Rules 13a-15(f) and 15d-15(f)) for the registrant and have:
 - a) Designed such disclosure controls and procedures, or caused such disclosure controls and procedures to be designed under our supervision, to ensure that material information relating to the registrant, including its consolidated subsidiaries, is made known to us by others within those entities, particularly during the period in which this report is being prepared;
 - b) Designed such internal control over financial reporting, or caused such internal control over financial reporting to be designed under our supervision, to provide reasonable assurance regarding the reliability of financial reporting and the preparation of financial statements for external purposes in accordance with generally accepted accounting principles;
 - c) Evaluated the effectiveness of the registrant's disclosure controls and procedures and presented in this report our conclusions about the effectiveness of the disclosure controls and procedures, as of the end of the period covered by this report based on such evaluation; and
 - d) Disclosed in this report any change in the registrant's internal control over financial reporting that occurred during the registrant's most recent fiscal quarter (the registrant's fourth fiscal quarter in the case of an annual report) that has materially affected, or is reasonably likely to materially affect, the registrant's internal control over financial reporting; and
5. The registrant's other certifying officer(s) and I have disclosed, based on our most recent evaluation of internal control over financial reporting, to the registrant's auditors and the audit committee of registrant's board of directors (or persons performing the equivalent functions):
 - a) All significant deficiencies and material weaknesses in the design or operation of internal control over financial reporting which are reasonably likely to adversely affect the registrant's ability to record, process, summarize and report financial information; and
 - b) Any fraud, whether or not material, that involves management or other employees who have a significant role in the registrant's internal control over financial reporting.

Date: February 13, 2025

/s/ Matthew J. Desch

Matthew J. Desch
Chief Executive Officer
(principal executive officer)

CERTIFICATION OF PRINCIPAL FINANCIAL OFFICER
Pursuant to Section 302 of The Sarbanes-Oxley Act of 2002

I, Vincent J. O'Neill, certify that:

1. I have reviewed this annual report on Form 10-K of Iridium Communications Inc.;
2. Based on my knowledge, this report does not contain any untrue statement of a material fact or omit to state a material fact necessary to make the statements made, in light of the circumstances under which such statements were made, not misleading with respect to the period covered by this report;
3. Based on my knowledge, the financial statements, and other financial information included in this report, fairly present in all material respects the financial condition, results of operations and cash flows of the registrant as of, and for, the periods presented in this report;
4. The registrant's other certifying officer(s) and I are responsible for establishing and maintaining disclosure controls and procedures (as defined in Exchange Act Rules 13a-15(e) and 15d-15(e)) and internal control over financial reporting (as defined in Exchange Act Rules 13a-15(f) and 15d-15(f)) for the registrant and have:
 - a) Designed such disclosure controls and procedures, or caused such disclosure controls and procedures to be designed under our supervision, to ensure that material information relating to the registrant, including its consolidated subsidiaries, is made known to us by others within those entities, particularly during the period in which this report is being prepared;
 - b) Designed such internal control over financial reporting, or caused such internal control over financial reporting to be designed under our supervision, to provide reasonable assurance regarding the reliability of financial reporting and the preparation of financial statements for external purposes in accordance with generally accepted accounting principles;
 - c) Evaluated the effectiveness of the registrant's disclosure controls and procedures and presented in this report our conclusions about the effectiveness of the disclosure controls and procedures, as of the end of the period covered by this report based on such evaluation; and
 - d) Disclosed in this report any change in the registrant's internal control over financial reporting that occurred during the registrant's most recent fiscal quarter (the registrant's fourth fiscal quarter in the case of an annual report) that has materially affected, or is reasonably likely to materially affect, the registrant's internal control over financial reporting; and
5. The registrant's other certifying officer(s) and I have disclosed, based on our most recent evaluation of internal control over financial reporting, to the registrant's auditors and the audit committee of registrant's board of directors (or persons performing the equivalent functions):
 - a) All significant deficiencies and material weaknesses in the design or operation of internal control over financial reporting which are reasonably likely to adversely affect the registrant's ability to record, process, summarize and report financial information; and
 - b) Any fraud, whether or not material, that involves management or other employees who have a significant role in the registrant's internal control over financial reporting.

Date: February 13, 2025

/s/ Vincent J. O'Neill

Vincent J. O'Neill
Chief Financial Officer
(principal financial officer)

**CERTIFICATIONS OF
PRINCIPAL EXECUTIVE OFFICER AND PRINCIPAL FINANCIAL OFFICER
PURSUANT TO 18 U.S.C. SECTION 1350,
AS ADOPTED PURSUANT TO
SECTION 906 OF THE SARBANES-OXLEY ACT OF 2002**

Pursuant to 18 U.S.C. Section 1350, as adopted pursuant to Section 906 of the Sarbanes-Oxley Act of 2002, the Chief Executive Officer and the Chief Financial Officer of Iridium Communications Inc. (the “Company”) each hereby certifies that, to the best of his knowledge:

1. The Company’s Quarterly Report on Form 10-K for the fiscal year ended December 31, 2024, to which this Certification is attached as Exhibit 32.1 (the “Form 10-K”), fully complies with the requirements of Section 13(a) or Section 15(d) of the Securities Exchange Act of 1934, as amended; and
2. The information contained in the Form 10-K fairly presents, in all material respects, the financial condition of the Company at the end of the period covered by the Form 10-K and results of operations of the Company for the periods covered in the financial statements in the Form 10-K.

Dated: February 13, 2025

/s/ Matthew J. Desch

Matthew J. Desch

Chief Executive Officer

/s/ Vincent J. O’Neill

Vincent J. O’Neill

Chief Financial Officer

This certification accompanies the Form 10-K and shall not be deemed “filed” by the Company for purposes of Section 18 of the Securities Exchange Act of 1934, as amended.

Non-GAAP Financial Measures & Definitions

In addition to disclosing financial results that are determined in accordance with U.S. GAAP, the Company provides Operational EBITDA, which is a non-GAAP financial measure, as a supplemental measure to help investors evaluate the Company's fundamental operational performance. Operational EBITDA represents earnings before interest, income taxes, depreciation and amortization, share-based compensation expenses, gain (loss) on equity-method investments, acquisition and related costs, and, for periods presented through the first quarter of 2020 only, certain expenses associated with the construction of the Company's Iridium NEXT satellite constellation, primarily in-orbit insurance. The Company considers the loss on early extinguishment of debt to be financing-related costs associated with interest expense or amortization of financing fees, which by definition are excluded from Operational EBITDA. The Company's management believes such charges are incidental to, but not reflective of, the Company's day-to-day operating performance. Operational EBITDA does not represent, and should not be considered, an alternative to U.S. GAAP measurements such as net income or loss. In addition, there is no standardized measurement of Operational EBITDA, and the Company's calculations thereof may not be comparable to similarly titled measures reported by other companies. The Company believes Operational EBITDA is a useful measure across time in evaluating its fundamental core operating performance. Management also uses Operational EBITDA to manage the business, including in preparing its annual operating budget, debt covenant compliance, financial projections and compensation plans. The Company believes that Operational EBITDA is also useful to investors because similar measures are frequently used by securities analysts, investors and other interested parties in their evaluation of companies in similar industries. As indicated, Operational EBITDA does not include interest expense on borrowed money, the payment of income taxes, amortization of the Company's definite-lived intangible assets, or depreciation expense on the Company's capital assets, which are necessary elements of the Company's operations. Since Operational EBITDA does not account for these and other expenses, its utility as a measure of the Company's operating performance has material limitations. Due to these limitations, the Company's management does not view Operational EBITDA in isolation, but also uses other measurements, such as net income (loss), revenues and operating profit, to measure operating performance. Please refer to the schedule below for a reconciliation of consolidated GAAP net income (loss) to Operational EBITDA.

Iridium Communications Inc.
Reconciliation of GAAP Net Income (Loss) to Operational EBITDA
(\$ in thousands)

	For the Year Ended December 31,				
	2020	2021	2022	2023	2024
Net income (loss)	\$ (56,054)	\$ (9,319)	\$ 8,722	\$ 15,415	\$ 112,776
Interest expense, net	94,271	73,906	65,089	90,387	91,134
Loss on extinguishment of debt	30,209	879	1,187	-	-
Income tax expense (benefit)	(32,910)	(19,569)	292	(26,251)	12,259
Depreciation and amortization	303,174	305,431	303,484	320,000	203,127
EBITDA	338,690	351,328	378,774	399,551	419,296
Iridium NEXT expenses, net	149	-	-	-	-
Share-based compensation	16,714	26,879	43,729	57,455	63,457
(Gain) loss on equity method investme	-	-	1,496	6,089	(15,251)
Acquisition and related costs	-	-	-	-	3,074
Operational EBITDA	<u>\$ 355,553</u>	<u>\$ 378,207</u>	<u>\$ 430,088</u>	<u>\$ 463,095</u>	<u>\$ 470,576</u>

Corporate Information

2025 Annual Meeting

The Annual Meeting of Stockholders will be held on May 14, 2025. Additional details are included in the Company's Proxy Statement.

Board of Directors

Robert H. Niehaus
*Chairman of the Board
Co-Managing Partner,
GCP Capital Partners, LLC*

Thomas C. Canfield
*Senior Vice President and
General Counsel,
Spirit Airlines, Inc.*

Matthew J. Desch
Chief Executive Officer

Thomas J. Fitzpatrick
*Former Chief Financial Officer
and Chief Administrative Officer,
Iridium Communications Inc.*

L. Anthony Frazier
*Chief Executive Officer and Director,
LeoLabs, Inc.*

Alvin B. Krongard
*Former Executive Director
Central Intelligence Agency
Former Chairman and
Chief Executive Officer,
Alex. Brown, Incorporated*

Suzanne E. McBride
Chief Operations Officer

Admiral Eric T. Olson (Ret.)
*President and Managing Member,
ETO Group, LLC
Former Commander,
U.S. Special Operations Command*

Kay N. Sears
*Vice President & General Manager,
Space, Intelligence
& Weapons Systems,
The Boeing Company*

Jacqueline E. Yeane
*Founder Brave Bets LLC
Co-Founder, CMO Collaborative*

Executive Officers

Matthew J. Desch
Chief Executive Officer

Timothy J. Last
*Executive Vice President,
Sales and Marketing*

Suzanne E. McBride
Chief Operations Officer

Kathleen A. Morgan
Chief Legal Officer

Vincent J. O'Neill
Chief Financial Officer

Scott T. Scheimreif
*Executive Vice President,
Government Programs*

General Information

Transfer Agent and Registrar
Equiniti Trust Company, LLC
48 Wall Street
New York, NY 10005
(800) 937-5449
www.equiniti.com

**Independent Registered
Public Accounting Firm**
KPMG LLP
8350 Broad Street, Suite 900
McLean, VA 22102
(703) 286-8000
www.kpmg.com

Investor Information

Stock Exchange
Nasdaq Global Select Market
Common Stock (IRDM)

Information Requests
Copies of the Company's Annual Report on Form 10-K and other investor information are available to stockholders upon written request to: Iridium Communications Inc. Attention: Investor Relations 1750 Tysons Boulevard, Suite 1400 McLean, VA 22102

Investor Inquiries
Kenneth B. Levy
Vice President, Investor Relations
(703) 287-7570
investor.relations@iridium.com
www.iridium.com



IRIDIUM.COM

CORPORATE HEADQUARTERS

1750 Tysons Boulevard, Suite 1400
McLean, VA 22102
(703) 287-7400

BUSINESS OPERATIONS

8440 South River Parkway
Tempe, AZ 85284
(480) 752-1100

© Copyright 2025 Iridium Communications Inc. All rights reserved. Iridium, the Iridium logo, Satellite Time and Location, STL, Iridium Certus and Iridium Connected are registered marks, and Iridium NTN Direct is a service mark, of Iridium Satellite LLC. All other trademarks and service marks are the property of their respective holders. Information is subject to change without notice.