




## Investment Proposition

### Strong Financial Foundation

**7** High-performing utilities in premium regulatory jurisdictions




# \$14.5 BILLION

Investing ~\$3 billion annually to shape our shared energy future

# 5-7%

Rate Base CAGR 2018-2020E



2019 EPS Forecast of **\$2.30 - \$2.50**

2018-2020E EPS Growth Forecast **5 - 6%**

## Operational/Business Highlights

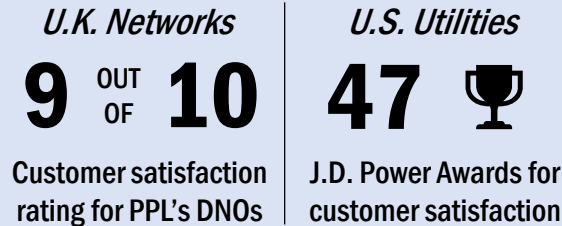
### Best-In-Sector Operational Performance

### Industry Excellence Award for Safety

PPL Electric Utilities recognized for improving employee safety and achieving the safest year on record by S.E.E.<sup>(4)</sup>



### Superior Customer Satisfaction



### U.K. Performance Incentives

**> \$100 MILLION**<sup>(3)</sup> Incentive revenues earned by PPL's U.K. businesses for 2018/19 regulatory period

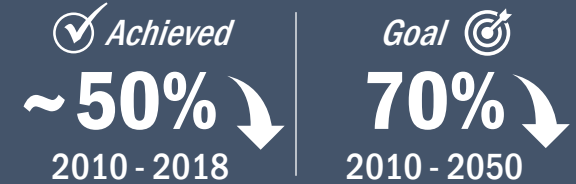
### Continuous Operational Excellence

**25%** Average decrease across PPL's electric distribution operations since 2011  
**FEWER OUTAGES PER CUSTOMER**

## ESG Achievements

### Investing in a Sustainable Energy Future

### Carbon Reduction Commitment



### Kentucky Solar Share Program

Construction began on first community solar project in KY



### Electric Vehicles



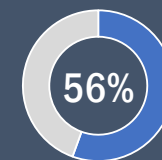
WPD became 1<sup>st</sup> DNO in the U.K. to launch an Electric Vehicle Strategy

### Perfect Score in PA

2019 Human Rights Campaign Foundation's Corporate Equality Index for LGBTQ workplace equality



### Board Diversity



56% Diverse board members based on gender and ethnicity

Added to our gender diversity in 2018

(1) U.K. capital plan is based on assumed exchange rates of \$1.35/£ for 2019 and \$1.40/£ for 2020-2023.

(2) Represents Regulatory Asset Value (RAV) for U.K. Represent utility capitalizations for KY.

(3) Based on exchange rate of \$1.35/£ for comparability purposes.

(4) Southeastern Electric Exchange (S.E.E.) is a non-profit association of investor-owned utilities.