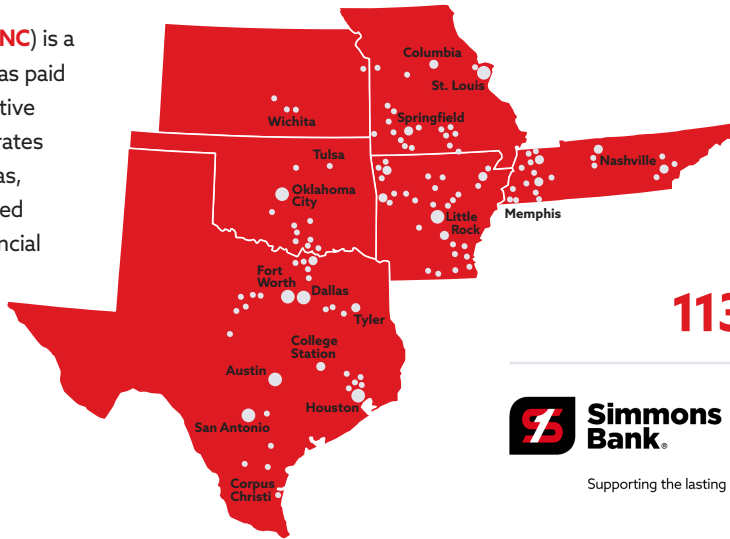




Corporate Profile

Simmons First National Corporation (NASDAQ: **SFNC**) is a Mid-South based financial holding company that has paid cash dividends to its shareholders for 113 consecutive years. Its principal subsidiary, **Simmons Bank**, operates more than 200 financial centers in Arkansas, Kansas, Missouri, Oklahoma, Tennessee and Texas. Founded in 1903, Simmons Bank offers comprehensive financial solutions delivered with a client-centric approach. Simmons Bank was named to Forbes' list of "America's Best Banks" in 2022 and was recently named to Forbes list of "World's Best Banks" for the third consecutive year.



\$24.5 B
ASSETS



113 CONSECUTIVE YEARS
PAYING DIVIDENDS

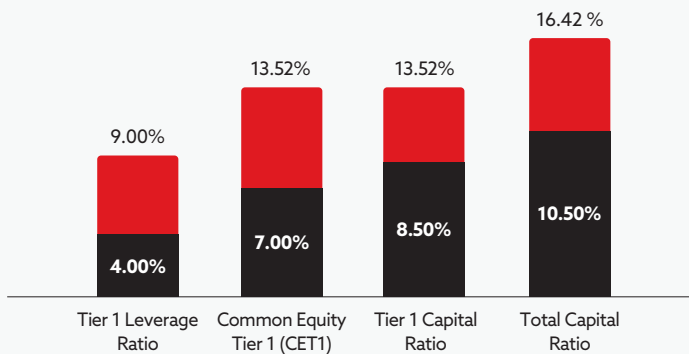


Supporting the lasting power of women in sports.

simmonsbank.com

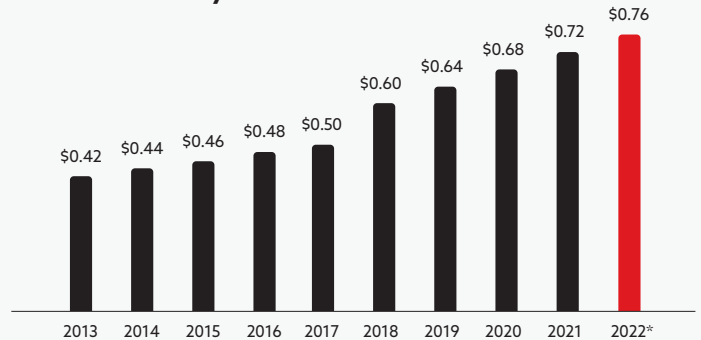
Strong Capital Position

At March 31, 2022



■ Simmons First National Corporation
■ Minimum Regulatory Threshold + Capital Conservation Buffer

Dividend History



Dividend Yield⁽¹⁾ 3.1% 10-yr CAGR⁽²⁾ 6%

* Represents the projected annualized cash dividend rate based on the current quarterly cash dividend on the Company's Class A common stock (\$0.19 *4). The future payment of dividends is not guaranteed and is subject to various factors, including approval by the Company's board of directors.

⁽¹⁾ Based on April 14, 2022, closing stock price of \$24.88.

⁽²⁾ CAGR = compound annual growth rate

News

Simmons Bank named to *Forbes* list of "World's Best Banks"

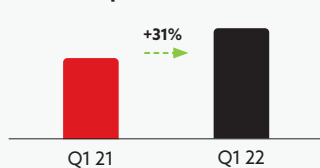
Simmons Bank was named to *Forbes* list of "World's Best Banks" for the third consecutive year. The recognition is based on surveys conducted by *Forbes* and Statista that evaluated feedback from 45,000 banking customers across 27 countries. Questions targeted topics such as trust, terms, customer service, digital service and financial advice.

Completed acquisition of Spirit of Texas Bancshares, Inc.

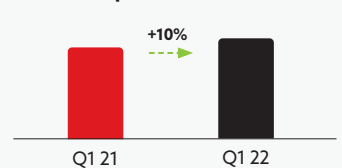
Shortly after the end of the quarter, we completed the acquisition of Spirit of Texas Bancshares, Inc. (Spirit), the parent company of Spirit of Texas Bank SSB, based in Conroe, Texas. Spirit ranked among *Fortune's* 2021 100 Fastest-Growing Companies. The addition of Spirit more than doubled our size and scale in the Lone Star State.

Digital Banking

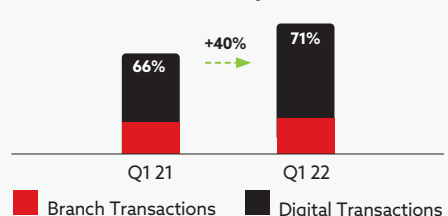
Mobile Deposit Dollars



Mobile Deposit Transactions



Customer Transactions by Channel



NOTE: Data contained in the Corporate Profile section above is as of March 31, 2022, except for the Map and number of financial centers, which are as of April 8, 2022.


Financial Highlights

	Three Months Ended March 31,			Year Ended December 31,			
	2022	2021	% Change	2021	2020	2019	2018
Key Performance Ratios							
Return on average assets	1.06%	1.20%		1.15%	1.18%	1.33%	1.37%
Core return on average assets ⁽¹⁾	1.10	1.14		1.18	1.22	1.51	1.40
Return on average common equity	8.33	9.20		8.83	8.72	9.93	10.00
Core return on average common equity ⁽¹⁾	8.59	8.73		9.06	9.05	11.25	10.21
Return on average tangible common equity ⁽¹⁾	14.31	15.85		14.99	15.25	17.99	18.44
Core return on average tangible common equity ⁽¹⁾	14.74	15.08		15.38	15.79	20.31	18.81
Net interest margin (FTE)	2.76	2.99		2.89	3.38	3.85	3.99
Efficiency ratio ⁽¹⁾	62.95	57.25		57.92	54.18	50.33	52.85
Share Data							
Earnings per share - diluted	\$ 0.58	\$ 0.62	(6)%	\$ 2.46	\$ 2.31	\$ 2.41	\$ 2.32
Core earnings per share - diluted ⁽¹⁾	0.59	0.59	-	2.53	2.40	2.73	2.37
Cash dividends declared per common share	0.19	0.18	6	0.72	0.68	0.64	0.60
Book value per share	26.32	27.04	(3)	28.82	27.53	26.30	24.33
Tangible book value per share ⁽¹⁾	15.22	16.13	(6)	17.71	16.56	15.89	14.18
Average diluted shares outstanding (in thousands)	113,027	108,655	4	110,198	110,174	98,797	92,830
Balance Sheet (\$ in millions)							
Loans	\$12,029	\$12,196	(1)%	\$12,013	\$12,901	\$14,426	\$11,723
Investment securities	8,197	5,138	60	8,643	3,807	3,329	2,441
Total assets	24,482	23,348	5	24,725	22,360	21,259	16,543
Noninterest bearing deposits	5,224	4,885	7	5,325	4,482	3,741	2,673
Interest bearing deposits	14,168	13,304	6	14,042	12,505	12,368	9,726
Total deposits	19,392	18,189	7	19,367	16,987	16,109	12,399
Stockholders' equity	2,962	2,931	1	3,249	2,977	2,989	2,246
Capital Ratios							
Common equity tier 1 (CET1)	13.52%	14.08%		13.82%	13.41%	10.92%	10.22%
Tier 1 capital	13.52	14.09		13.82	13.41	10.92	10.22
Total capital	16.42	17.50		16.75	16.78	13.73	13.35
Tier 1 leverage	9.00	8.95		9.08	9.08	9.59	8.78
Dividend payout	32.76	29.03		29.27	29.44	26.56	25.86
Credit Quality							
Net charge-offs to average total loans	0.22%	0.10%		0.13%	0.45%	0.24%	0.21%
Nonperforming loans to total loans	0.53	0.95		0.57	0.96	0.65	0.48
Nonperforming assets to total assets	0.29	0.55		0.31	0.64	0.54	0.50
Allowance to total loans	1.49	1.93		1.71	1.85	0.47	0.48
Allowance to nonperforming loans	278	204		300	193	72	101
Market Performance SFNC (NASDAQ)							
Closing price per share	\$26.22	\$29.67	(12)%	\$29.58	\$21.59	\$26.79	\$24.13
Market capitalization (\$ in millions)	2,950	3,215	(8)	3,334	2,333	3,044	2,228
Other Data							
Number of financial centers	197	198		199	204	251	191
Number of associates (full time equivalent)	2,893	2,817		2,877	2,827	3,270	2,654

⁽¹⁾ Non-GAAP financial measure that we believe aids in understanding certain areas of our performance. The calculation of these measures is included on the page titled "Reconciliation of Non-GAAP Financial Measures" beginning on page 9 of Simmons First National Corporation's First Quarter 2022 earnings release and in the "GAAP Reconciliation of Non-GAAP Financial Measures" in our 2021 and 2020 Form 10-K.

FTE - fully taxable equivalent




Forward-Looking Statements: This document contains statements related to dividends that are not based on historical facts and constitute "forward-looking statements" within the meaning of the Private Securities Litigation Reform Act of 1995. By nature, such forward-looking statements are based on various assumptions and involve inherent risks and uncertainties that could cause actual results to differ materially from those expressed in or implied by the forward-looking statements. Among other risks, there can be no guarantee that the board of directors of Simmons will approve a quarterly dividend in future quarters, and the timing, payment, and amount of future dividends (if any) may differ significantly from past dividends. Additional information on other risk factors that could affect the forward-looking statements is contained in the Company's Form 10-K for the year ended December 31, 2021, which has been filed with, and is available from, the U.S. Securities and Exchange Commission. Any forward-looking statement speaks only as of the date of this document, and the Company undertakes no obligation to update these forward-looking statements to reflect events or circumstances that occur after the date of this document.

Simmons First National Corporation files annual, quarterly and special reports, proxy statements and other information with the SEC. These documents provide more information regarding the information contained in this Fact Sheet. Investors may read and copy reports, proxy statements and other information filed by Simmons First National Corporation at the SEC's public reference rooms at 100 F Street N.E., Washington D.C. 20549. Simmons First National Corporation's reports, proxy statements and other information are also available from commercial document retrieval services, www.simmonsbank.com and at the SEC's website located at www.sec.gov.

Corporate Headquarters
501 Main Street
Pine Bluff, AR 71601

Little Rock Corporate Office
601 E. 3rd Street
Little Rock, AR 72201

Investor Relations
simmonsbank.com
investorrelations@simmonsbank.com

 [Facebook.com/SimmonsBank](https://www.facebook.com/SimmonsBank)
 [@Simmons_Bank](https://twitter.com/Simmons_Bank)
 [@simmonsbank](https://www.instagram.com/simmonsbank)