

Who We Are

Natural Grocers™ is an expanding specialty retailer of natural and organic groceries, body care and dietary supplement products. We focus on providing high-quality products at always affordable prices, exceptional customer service, nutrition education and community outreach. We strive to generate long-term relationships with our customers based on transparency and trust by:

Selling only natural & organic products meeting our strict quality standards

Utilizing efficient, flexible, shopper-friendly smaller-store format

Providing free science-based nutrition education to inform customers

Incorporating ecological sustainability & ESG principles throughout

Key Statistics



>1.7M
{N}power® members


~11,000
Store average selling square feet

~21,000
Average SKUs

~4,200
good4uSM Crew members

7.5% of TTM Net Sales
Natural Grocers Brand Products

\$1.09B
TTM Net Sales



Key Statistics as of 6/30/22, unless otherwise noted; financial data reflects the trailing 12 months (TTM)

New Store Economics

- \$2.2 million average total upfront investment
- Payback period target of five years
- 30% cash-on-cash return target by end of the sixth year
- As of 6/30/22, we have signed leases or acquired property for an additional six new stores that we plan to open in fiscal years 2022 and beyond.
- Opened 37 new stores over the five-year period ending September 30, 2021

Focus on Operating Enhancements

- Cost discipline focus
- Leverage investments in infrastructure
- Expanding Natural Grocers Brand products offering
- {N}power loyalty program is showing strong membership growth, with more than 1.7 million members as of 6/30/22
- Released inaugural Environmental, Social, and Governance Report for FY 2021: <https://naturalgrocers.cld.bz/2021-ESG-Report>
- Sustainability practices include supporting sustainable and regenerative agricultural practices, disposable bag-free checkouts since 2008, upcycling, recycling and composting, sustainable building construction, and only selling non-toxic cleaning and sanitizing products

Five Founding Principles

Nutrition education

We provide free nutrition education, including a nutritional health coach in every store, to empower our customers to improve their health

Quality natural products

Our carefully approved quality grocery products do not contain artificial flavors, colors, preservatives, sweeteners or hydrogenated oils

Always AffordableSM pricing

We control costs so we can maintain affordable prices for our customers

Community

We support the health and welfare of our local communities, including the environment

good4u Crew

Our crew members enjoy great jobs with excellent benefits and the opportunity to grow with us

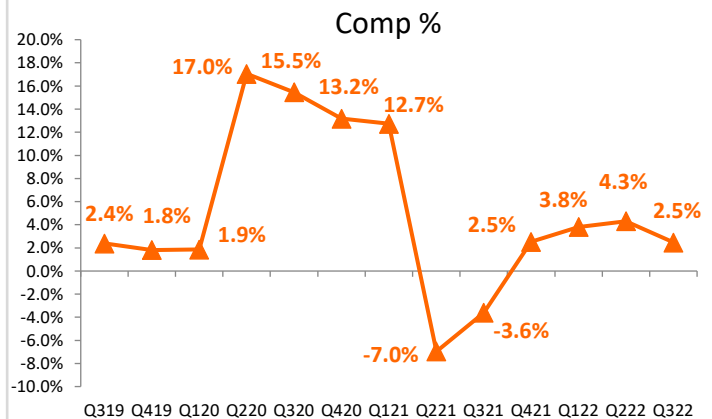
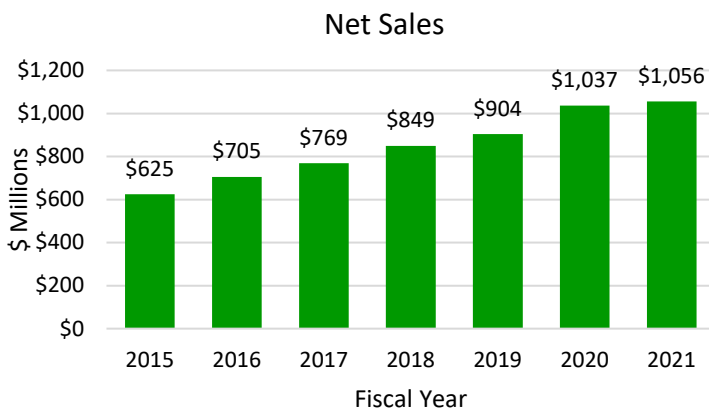


Summary Historical Financials and Other Data

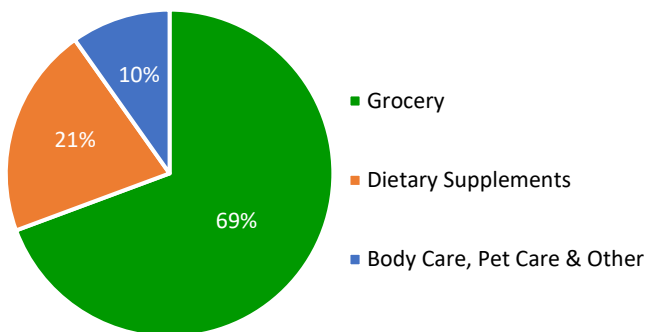
(\$ in 000's)	FY 2017	FY 2018*	FY 2019	FY 2020	FY 2021	Unaudited		Outlook
						Q3'21	Q3'22	FY 2022
Stores	140	148	153	159	162	161	162	3 to 4
% Growth (12 mos.)	11.1%	5.7%	3.4%	3.9%	1.9%	1.3%	0.6%	1.9% to 2.5%
Net Sales	769,030	849,042	903,582	1,036,842	1,055,516	258,624	266,309	
% Growth	9.0%	10.4%	6.4%	14.7%	1.8%	-2.4%	3.0%	
% Comp	0.1%	5.8%	3.1%	12.0%	0.7%	-3.6%	2.5%	2.0% to 3.0%
Gross Profit	212,336	225,573	238,753	283,141	292,188	71,542	73,559	
% of Sales	27.6%	26.6%	26.4%	27.3%	27.7%	27.7%	27.6%	
Net Income	6,891	12,661	9,416	20,009	20,581	5,032	3,933	
% of Sales	0.9%	1.5%	1.0%	1.9%	1.9%	1.9%	1.5%	
Diluted EPS	\$0.31	\$0.56	\$0.42	\$0.89	\$0.91	\$0.22	\$0.17	\$0.87 to \$0.96
Adjusted EBITDA#	44,367	45,878	47,308	60,683	60,292	14,632	13,016	
% of Sales	5.8%	5.4%	5.2%	5.9%	5.7%	5.7%	4.9%	

* FY 2018 Includes \$0.19 per diluted share or \$4.3M net income due to non-cash impact of a remeasurement of deferred tax assets and liabilities due to income tax reform
 # Adjusted EBITDA excludes impairment, store closing costs, lease exit costs, and share-based compensation. FY 2017-FY 2020 recast to exclude share-based compensation.

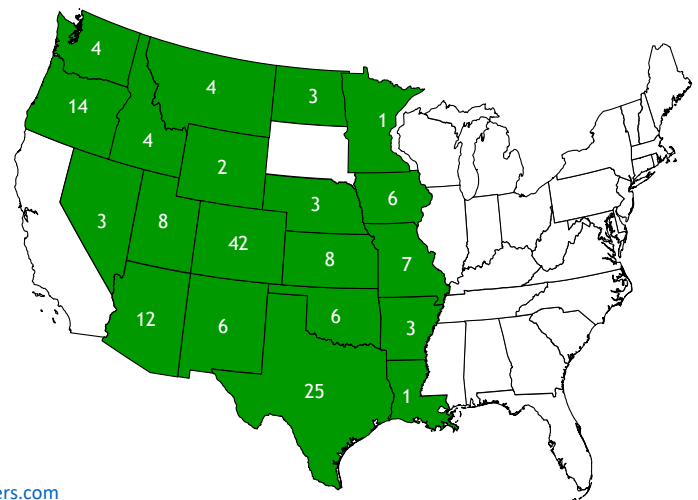
Sales History



FY 2021 Sales Mix



Geographic Footprint (as of 6/30/22)



Source: NGVC filings and press releases available at www.sec.gov and investors.naturalgrocers.com



This overview includes "forward-looking statements" within the meaning of the Private Securities Litigation Reform Act of 1995. All statements in this overview that are not statements of historical fact are forward-looking statements and are based on current expectations and assumptions that are subject to risks and uncertainties. Actual results may differ materially from those described in such forward-looking statements due to changes in global, national, regional or local political, economic, business, competitive, market, regulatory and other factors, many of which are beyond our control. For further information regarding risks and uncertainties associated with our business, please refer to the "Management's Discussion and Analysis of Financial Condition and Results of Operations" and "Risk Factors" sections of our SEC filings, including, but not limited to, our Form 10-K for the year ended September 30, 2021. We do not undertake any duty to update any forward-looking statements.