

Who We Are

Natural Grocers™ is an expanding specialty retailer of natural and organic groceries, body care and dietary supplement products. We focus on providing high-quality products at always affordable prices, exceptional customer service, nutrition education and community outreach. We strive to generate long-term relationships with our customers based on transparency and trust by:

Selling only natural & organic products meeting our strict quality standards

Utilizing efficient, flexible, shopper-friendly smaller-store format

Providing free science-based nutrition education to inform customers

Incorporating ecological sustainability & ESG principles throughout

Key Statistics



164
Stores

~1.8M

{N}power®
members

~11,000
Store average
selling square feet

~21,000
Average SKUs



21
States

4,100+
good4uSM Crew
members

7.6% of Net Sales
Natural Grocers
Brand Products

\$1.09B
Net Sales

\$21.4M
Net Income

\$0.94
EPS

Key Statistics as of 9/30/22, unless otherwise noted; financial data reflects fiscal year 2022

New Store Economics

- \$2.4 million average total upfront investment
- Payback period target of five years
- 30% cash-on-cash return target by end of the sixth year
- As of 11/17/22, we have signed leases or acquired property for an additional five new stores that we plan to open in fiscal years 2023 and beyond.
- Opened 26 new stores over the five-year period ending September 30, 2022

Focus on Operating Enhancements

- Cost discipline focus
- Leverage investments in infrastructure
- Expanding Natural Grocers Brand products offering
- {N}power loyalty program is showing strong membership growth, with approximately 1.8 million members as of 9/30/22
- Released inaugural Environmental, Social, and Governance Report for FY 2021: <https://naturalgrocers.cld.bz/2021-ESG-Report>
- Sustainability practices include supporting sustainable and regenerative agricultural practices, disposable bag-free checkouts since 2008, upcycling, recycling and composting, sustainable building construction, and only selling non-toxic cleaning and sanitizing products

Five Founding Principles

Nutrition education

We provide free nutrition education, including a nutritional health coach in every store, to empower our customers to improve their health

Quality natural products

Our carefully approved quality grocery products do not contain artificial flavors, colors, preservatives, sweeteners or hydrogenated oils

Always AffordableSM pricing

We control costs so we can maintain affordable prices for our customers

Community

We support the health and welfare of our local communities, including the environment

good4u Crew

Our crew members enjoy great jobs with excellent benefits and the opportunity to grow with us

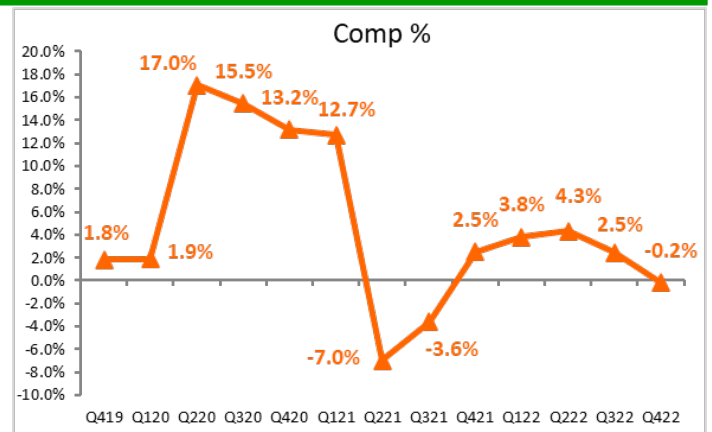
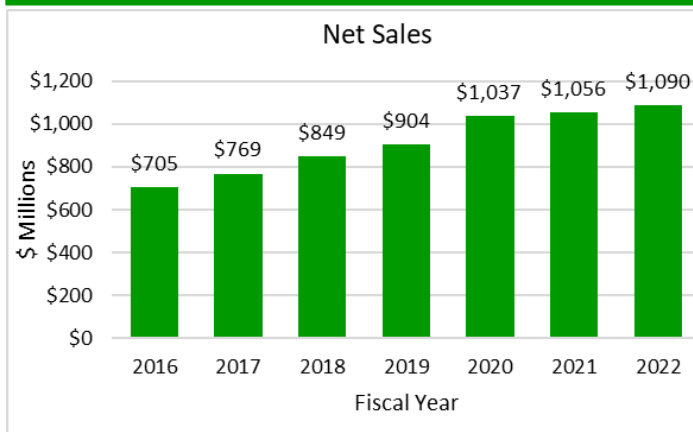


Summary Historical Financials and Other Data

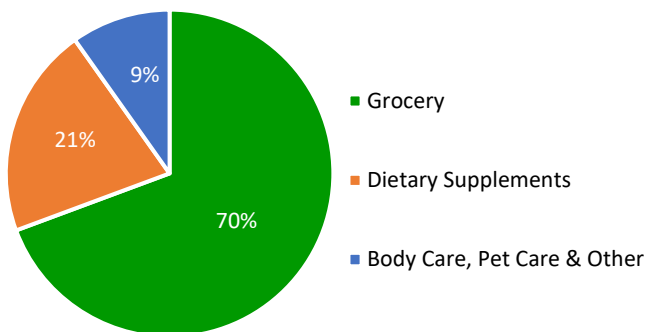
(\$ in 000's)	FY 2018*	FY 2019	FY 2020	FY 2021	FY 2022	Unaudited		Outlook FY 2023
						Q4'21	Q4'22	
Stores	148	153	159	162	164	162	164	4 to 6
% Growth (12 mos.)	5.7%	3.4%	3.9%	1.9%	1.2%	1.9%	1.2%	2.4% to 3.7%
Net Sales	849,042	903,582	1,036,842	1,055,516	1,089,625	272,649	274,206	
% Growth	10.4%	6.4%	14.7%	1.8%	3.2%	3.2%	0.6%	
% Comp	5.8%	3.1%	12.0%	0.7%	2.6%	2.5%	-0.2%	-2.0% to 1.0%
Gross Profit	225,573	238,753	283,141	292,188	304,881	75,794	75,803	
% of Sales	26.6%	26.4%	27.3%	27.7%	28.0%	27.8%	27.6%	
Net Income	12,661	9,416	20,009	20,581	21,365	7,213	2,160	
% of Sales	1.5%	1.0%	1.9%	1.9%	2.0%	2.6%	0.8%	
Diluted EPS	\$0.56	\$0.42	\$0.89	\$0.91	\$0.94	\$0.32	\$0.09	\$0.70 to \$0.90
Adjusted EBITDA#	45,878	47,308	60,683	60,292	62,167	17,803	13,558	
% of Sales	5.4%	5.2%	5.9%	5.7%	5.7%	6.5%	4.9%	

* FY 2018 Includes \$0.19 per diluted share or \$4.3M net income due to non-cash impact of a remeasurement of deferred tax assets and liabilities due to income tax reform
Adjusted EBITDA excludes impairment, store closing costs, lease exit costs, and share-based compensation. FY 2018-FY 2020 recast to exclude share-based compensation.

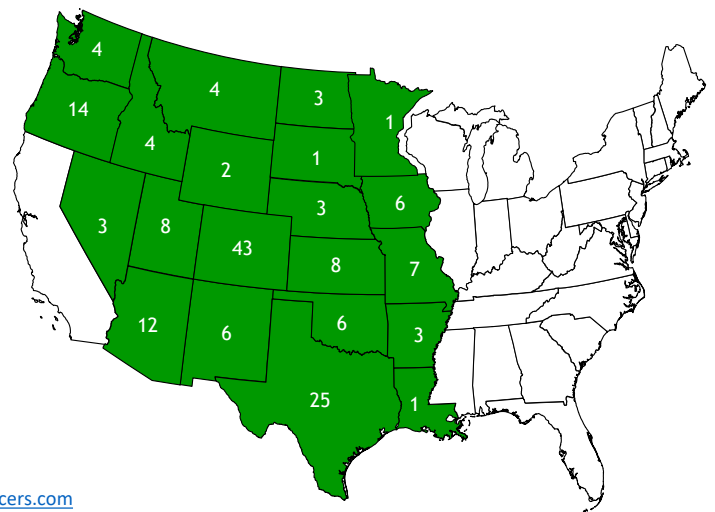
Sales History



FY 2022 Sales Mix



Geographic Footprint (as of 9/30/22)



Source: NGVC filings and press releases available at www.sec.gov and investors.naturalgrocers.com



This overview includes "forward-looking statements" within the meaning of the Private Securities Litigation Reform Act of 1995. All statements in this overview that are not statements of historical fact are forward-looking statements and are based on current expectations and assumptions that are subject to risks and uncertainties. Actual results could differ materially from those described in such forward-looking statements due to changes in global, national, regional or local political, economic, inflationary, deflationary, recessionary, business, interest rate, labor market, competitive, market, regulatory and other factors, many of which are beyond our control. For further information regarding risks and uncertainties associated with our business, please refer to the "Management's Discussion and Analysis of Financial Condition and Results of Operations" and "Risk Factors" sections of our SEC filings, including, but not limited to, our Form 10-K for the year ended September 30, 2021. We do not undertake any duty to update any forward-looking statements.